



Date: 08/11/25
Time: 19:00
Match: Round: 8. Matchday, Match ID: 62070596, Season: 25/26
Venue: Ballspielhalle Ferlach
Referees: ,

MATCH-REPORT

HLA Meisterliga

www.hla.at

#GeballteLeidenschaft



SC Ferlach

ENDED
28 : 27
(11 : 15)

JAGS Voslau



Top scorer: Nosan, Perkusic 6

2min: 2

Top scorer: Muck, Pelechenko 6

2min: 4

SCORING EFFICIENCY: **68%**

7M EFFICIENCY

Total shots: 41



Goals: 28



Saved: 8



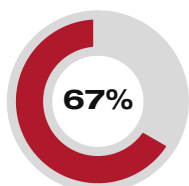
Missed: 4



Post: 0



Blocked: 1



2

3

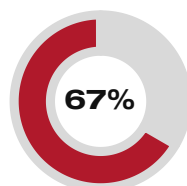
Goals scored

7m awarded

Unsuccessful:

21:02 | 81 MILICEVIC (SAVE)

7M EFFICIENCY



2

3

Goals scored

7m awarded

Unsuccessful:

56:42 | 77 PELECHENKO (SAVE)

SCORING EFFICIENCY: **64%**

Total shots: 42



Goals: 27



Saved: 10



Missed: 5



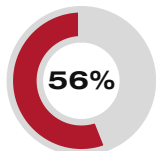
Post: 4



Blocked: 0



ATTACK SUCCESS



28

50

Goals scored

Attack*

GOALKEEPER EFFICIENCY



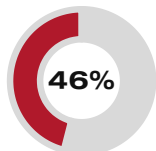
8

35

Saves

Shots on target

DEFENDING EFFICIENCY



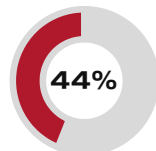
27

50

Goals conceded

Attack conceded*

DEFENDING EFFICIENCY



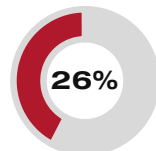
28

50

Goals conceded

Attack conceded*

GOALKEEPER EFFICIENCY



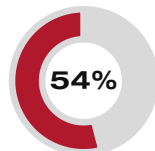
10

38

Saves

Shots on target

ATTACK SUCCESS



27

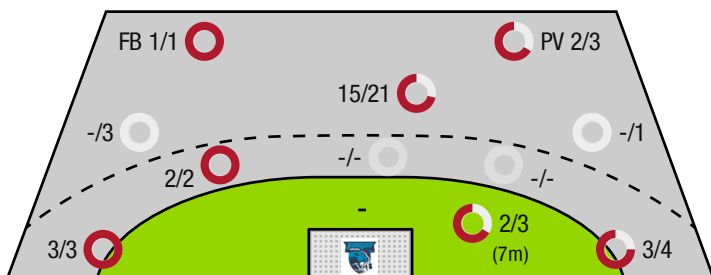
50

Goals scored

Attack*

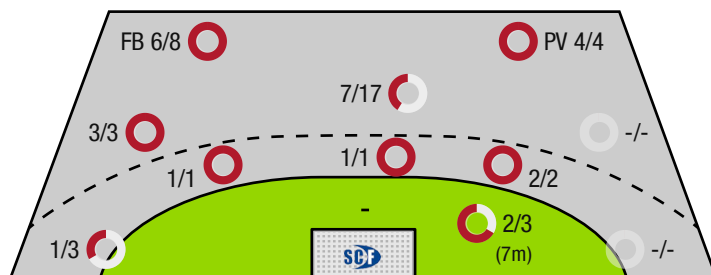
*Attack number is incremented on every change of ball possession.

SC FERLACH - OFFENCE



FB - All fast breaks PV - Pivot shots

JAGS VOSLAU - OFFENCE





SC Ferlach

ENDED

28 : 27

(11 : 15)

JAGS Voslau



Players			Shots (goals)								Others				Penalties			
No	Name	Pos.	Total	7m	6m	9m	Wing	PV	FB	BT*	TF	ST	BS	AS	YC	2min	RC	BC
1	Dobaj, Gasper	TW	-% (0/0)															
92	Jakob, Kelich	TW	-% (0/0)															
96	Konecny, Michal Martin	TW	-% (0/0)															
3	Buchbauer, Markus		-% (0/0)															
6	Krobath, Leander	RL	100% (2/2)		1/1	1/1					3			1				
8	Knapp, Simon	KM	100% (2/2)					2/2										
9	Mozetic, Fabian		-% (0/0)															
10	Perkusic, Toni	RR	67% (6/9)			6/9					2			7				
13	Gysin, David	RR	50% (1/2)			1/2					3			2				
15	Besser, Noel	RL	-% (0/0)															
17	Kelih, Markus	RM	57% (4/7)	2/2		2/5					1			5				
21	Gartner, Tine	RA	75% (3/4)				3/4				2							
25	Ploner, Florian	LA	100% (4/4)				3/3		1/1									
27	Pernovsek, Luka	RA	-% (0/0)															
81	Milicevic, Adrian	KM	0% (0/2)	0/1				0/1						1		2		
93	Nosan, Blaz	RM	67% (6/9)		1/1	5/8								9				
0A	Barisic, Miro																	
0B	Begus, Robert																	
0C	Holz, Christoph																	
			68% (28/41)	2/3	2/2	15/25	6/7	2/3	1/1	0/0	11	0	0	25	0	2	0	0

A breakthrough (BT) is an additional information for goals that have been achieved from the backcourt. The number of these goals will not be included in the sum of the goals of a player.

Goalkeepers		Shot (saves)							
No	Name	Total	7m	6m	9m	Wing	PV	Fast breaks	Breakthrough
1	Dobaj, Gasper	18% (5/28)	0% (0/2)	0% (0/4)	30% (3/10)	-% (0/0)	0% (0/4)	25% (2/8)	-% (0/0)
92	Jakob, Kelich	-% (0/0)	-% (0/0)	-% (0/0)	-% (0/0)	-% (0/0)	-% (0/0)	-% (0/0)	-% (0/0)
96	Konecny, Michal Martin	56% (5/9)	100% (1/1)	-% (0/0)	50% (3/6)	50% (1/2)	-% (0/0)	-% (0/0)	-% (0/0)
		27% (10/37)	33% (1/3)	0% (0/4)	38% (6/16)	50% (1/2)	0% (0/4)	25% (2/8)	-% (0/0)

Team shots	Goals	Saved	Missed	Post	Blocked	Total	Efficiency
7m shots	2	1	0	0	0	2/3	67%
6m shots	2	0	0	0	0	2/2	100%
9m shots	15	6	3	0	1	15/25	60%
Wing shots	6	0	0	0	0	6/7	86%
Pivot	2	1	0	0	0	2/3	67%
Fast breaks	1	0	0	0	0	1/1	100%
Breakthrough	0	0	0	0	0	0/0	NaN%
	28	8	4	0	1	28/41	68%

LEGEND

PV	Pivot shots
FB	All fast breaks
BT	Breakthrough
TF	Technical fault
ST	Steals
BS	Blocked shots
AS	Assist
YC	Yellow cards
2min	2 Minute suspension
RC	Red cards
BC	Blue cards

It is possible in individual cases, that differences between the sum of individual player statistics and team statistics occur. The reason is that due to the speed of a handball game at individual events our scouts can not assign the player data correctly.



SC Ferlach

ENDED

28 : 27

(11 : 15)

JAGS Voslau



Players			Shots (goals)								Others				Penalties			
No	Name	Pos.	Total	7m	6m	9m	Wing	PV	FB	BT*	TF	ST	BS	AS	YC	2min	RC	BC
1	Bauer,Thomas	TW	-% (0/0)															
61	Kaiper,Florian	TW	-% (0/0)															
4	Giner Duran, Roger	RA	100% (2/2)						2/2									
5	Nikolic, Lukas	RL	25% (1/4)				1/3		0/1									
9	Abrahao, Leonardo	RM	67% (2/3)			1/2		1/1						10				
11	Muck, Raphael	RA	75% (6/8)		2/2	3/5			1/1		1		1	3				
14	Scheicher, Emil	RR	-% (0/0)															
23	Barta, Christoph	RA	-% (0/0)															
34	Bachmann, Moritz	RL	0% (0/1)			0/1					2			8				
41	Kovacec, Jan	RM	83% (5/6)		2/2	3/4					2			3				
55	Mendonca, Eduardo	KM	75% (3/4)			0/1		3/3								1		
66	Doblhoff- deir, Moritz	RL	50% (1/2)						1/2									
68	Schartel, Fabian	LA	-% (0/0)								1							
77	Peleschenko,Victor	RL	55% (6/11)	2/3		3/7			1/1							1		
84	Dell, Jonas	RL	100% (1/1)						1/1		1					1		
95	Kirveliavicius, Romas	RL	-% (0/0)													1	1	
0A	Eberl, Roland																	
0B	Salvat Sanchez, Sebastian																	
0C	Halperin, Moshe																	
0D	Benjamin, Rotheneder																	
			64% (27 /42)	2/3	4/4	10/20	1/3	4/4	6/8	0/0	7	0	1	24	0	4	1	0

A breakthrough (BT) is an additional information for goals that have been achieved from the backcourt. The number of these goals will not be included in the sum of the goals of a player.

Goalkeepers		Shot (saves)							
No	Name	Total	7m	6m	9m	Wing	PV	Fast breaks	Breakthrough
1	Bauer,Thomas	15% (3 /20)	33% (1 /3)	0% (0 /2)	22% (2 /9)	0% (0 /3)	0% (0 /2)	0% (0 /1)	-% (0 /0)
61	Kaiper,Florian	31% (5 /16)	-% (0 /0)	-% (0 /0)	33% (4 /12)	0% (0 /3)	100% (1 /1)	-% (0 /0)	-% (0 /0)
		22% (8 /36)	33% (1 /3)	0% (0 /2)	29% (6 /21)	0% (0 /6)	33% (1 /3)	0% (0 /1)	-% (0 /0)

Team shots	Goals	Saved	Missed	Post	Blocked	Total	Efficiency
7m shots	2	1	0	0	0	2/3	67%
6m shots	4	0	0	0	0	4/4	100%
9m shots	10	6	1	3	0	10/20	50%
Wing shots	1	1	0	1	0	1/3	33%
Pivot	4	0	0	0	0	4/4	100%
Fast breaks	6	2	0	0	0	6/8	75%
Breakthrough	0	0	0	0	0	0/0	NaN%
	27	10	5	4	0	27/42	64%

LEGEND

PV	Pivot shots
FB	All fast breaks
BT	Breakthrough
TF	Technical fault
ST	Steals
BS	Blocked shots
AS	Assist
YC	Yellow cards
2min	2 Minute suspension
RC	Red cards
BC	Blue cards

It is possible in individual cases, that differences between the sum of individual player statistics and team statistics occur. The reason is that due to the speed of a handball game at individual events our scouts can not assign the player data correctly.