



Date: 07/11/25
Time: 19:00
Match: Round: 8. Matchday, Match ID: 62070598, Season: 25/26
Venue: Sporthalle Barnbach
Referees: ,

MATCH-REPORT

HLA Meisterliga

www.hla.at

#GeballteLeidenschaft



HSG Lipizzanerheimat

ENDED

31 : 28

(14 : 13)

UHC Hollabrunn



Top scorer: Omeragic 8

2min: 9

Top scorer: Cirar 8

2min: 4

SCORING EFFICIENCY: **66%**

7M EFFICIENCY

Total shots: 47



Goals: 31



Saved: 12



Missed: 3



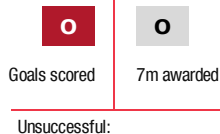
Post: 1



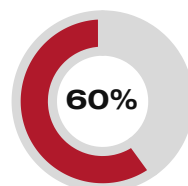
Blocked: 1



0%



7M EFFICIENCY



Goals scored 3 7m awarded 5

Unsuccessful:
13:22 | 44 CIRAR (SAVE)
31:50 | 12 PAVLOV (OFF)

SCORING EFFICIENCY: **74%**

Total shots: 38



Goals: 28



Saved: 7



Missed: 1



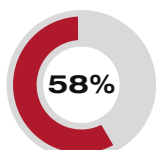
Post: 1



Blocked: 1

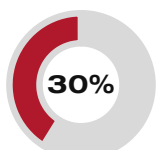


ATTACK SUCCESS



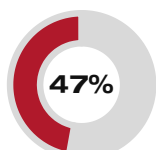
Goals scored 31 Attack* 53

GOALKEEPER EFFICIENCY



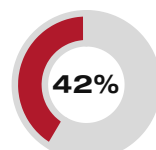
Saves 12 Shots on target 40

DEFENDING EFFICIENCY



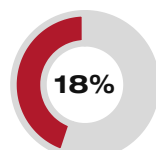
Goals conceded 28 Attack conceded* 53

DEFENDING EFFICIENCY



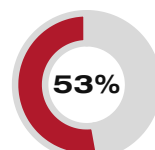
Goals conceded 31 Attack conceded* 53

GOALKEEPER EFFICIENCY



Saves 7 Shots on target 38

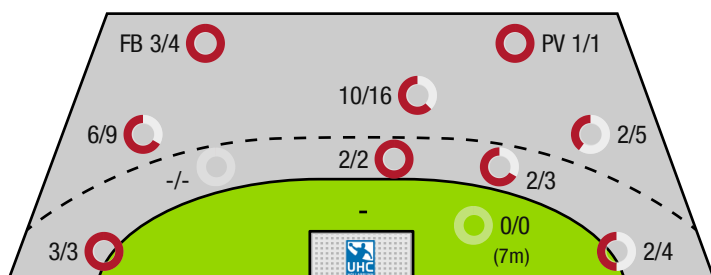
ATTACK SUCCESS



Goals scored 28 Attack* 53

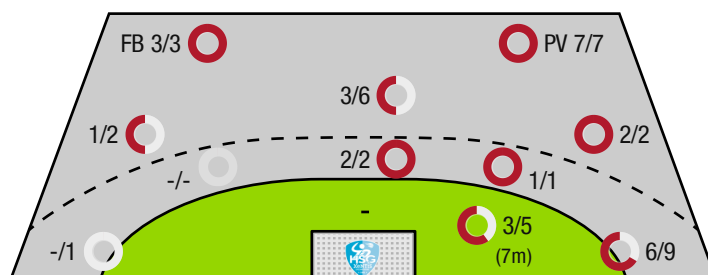
*Attack number is incremented on every change of ball possession.

HSG LIPIZZANERHEIMAT - OFFENCE



FB - All fast breaks PV - Pivot shots

UHC HOLLABRUNN - OFFENCE





HSG Lipizzanerheimat

ENDED

31 : 28

(14 : 13)

UHC Hollabrunn



Players			Shots (goals)								Others				Penalties			
No	Name	Pos.	Total	7m	6m	9m	Wing	PV	FB	BT*	TF	ST	BS	AS	YC	2min	RC	BC
16	Budovic, Jovo	TW	100% (1/1)			1/1												
99	Strasek, Denis	TW	-% (0/0)															
4	Omeragic, Adi	RL	62% (8/13)			8/13					3	1		3		1		
6	Cichy, Markus	RR	-% (0/0)															
7	Horvat, Ivan	RL	54% (7/13)		2/2	5/11				2/2	2			1				
8	Plattner, Felix	RM	-% (0/0)															
9	Palmstingl, Patrick	RA	33% (2/6)		0/1		2/4		0/1			1				1		
13	Langmann, Leonhard	LA	100% (3/3)				2/2		1/1							1		
14	Kreidl, Paul	RM	100% (2/2)				1/1		1/1									
17	Liam, Eishinger	KM	-% (0/0)															
19	Wastl, Philip	KM	-% (0/0)													2		
20	Smon, Jakob	RL	-% (0/0)															
41	Fall, Moritz	RR	-% (0/0)															
56	Beciri, Kristian	KM	100% (2/2)		1/1			1/1			2		1	1		2		
61	Golubovic, Milan	RR	86% (6/7)		1/1	4/5			1/1	1/1	1			3		2		
87	Lantos, Cornel	RR	-% (0/0)															
0A	Pausits, OA																	
0B	Arnaudovski, Risto														1			
0C	W,Smon																	
0D	Kollegger, Christian																	
			66% (31 / 47)	0/0	4/5	18/30	5/7	1/1	3/4	3/3	8	2	1	8	1	9	0	0

A breakthrough (BT) is an additional information for goals that have been achieved from the backcourt. The number of these goals will not be included in the sum of the goals of a player.

Goalkeepers		Shot (saves)							
No	Name	Total	7m	6m	9m	Wing	PV	Fast breaks	Breakthrough
16	Budovic, Jovo	18% (4 / 22)	50% (1 / 2)	0% (0 / 1)	33% (2 / 6)	20% (1 / 5)	0% (0 / 6)	0% (0 / 2)	0% (0 / 2)
99	Strasek, Denis	25% (3 / 12)	0% (0 / 2)	0% (0 / 2)	50% (1 / 2)	50% (2 / 4)	0% (0 / 1)	0% (0 / 1)	0% (0 / 2)
		21% (7 / 34)	25% (1 / 4)	0% (0 / 3)	38% (3 / 8)	33% (3 / 9)	0% (0 / 7)	0% (0 / 3)	0% (0 / 4)

Team shots	Goals	Saved	Missed	Post	Blocked	Total	Efficiency
7m shots	0	0	0	0	0	0/0	-%
6m shots	4	0	0	0	1	4/5	80%
9m shots	18	10	1	1	0	18/30	60%
Wing shots	5	1	0	0	0	5/7	71%
Pivot	1	0	0	0	0	1/1	100%
Fast breaks	3	1	0	0	0	3/4	75%
Breakthrough	3	0	0	0	0	3/3	100%
		31	12	3	1	31/47	66%

LEGEND

PV	Pivot shots
FB	All fast breaks
BT	Breakthrough
TF	Technical fault
ST	Steals
BS	Blocked shots
AS	Assist
YC	Yellow cards
2min	2 Minute suspension
RC	Red cards
BC	Blue cards

It is possible in individual cases, that differences between the sum of individual player statistics and team statistics occur. The reason is that due to the speed of a handball game at individual events our scouts can not assign the player data correctly.



HSG Lipizzanerheimat

ENDED

31 : 28

(14 : 13)

UHC Hollabrunn



Players			Shots (goals)								Others				Penalties			
No	Name	Pos.	Total	7m	6m	9m	Wing	PV	FB	BT*	TF	ST	BS	AS	YC	2min	RC	BC
16	Misha, Biedermann	TW	-% (0/0)															
36	Fabry, Samuel	TW	-% (0/0)															
62	Nimanaj, Arianit	TW	-% (0/0)															
3	Irlacher, Felix	RA	-% (0/0)															
5	Parzer, Tobias	KM	100% (2/2)					2/2			1							
6	Weiss, Paul	RA	-% (0/0)															
7	Radjenovic, Rade	RM	50% (1/2)			1/2					3	1		2				
9	Simic, Ante	RL	50% (1/2)				0/1	1/1							1			
11	Falthansl-Scheinecker, Florian	LA	100% (1/1)						1/1					1				
12	Pavlov, Hari	RR	50% (3/6)	0/1	2/2	1/3				1/1	3			8	1			
18	Lorenz, Manuel	LA	-% (0/0)															
19	Gal, Kristof	RL	100% (4/4)	3/3					1/1				1					
20	Lorenz, Fabian	RL	-% (0/0)															
22	Safranko, Rudolf Zvonimir	RM	80% (4/5)		1/1	2/3		1/1		2/2	7			4				
44	Cirar, Gal	RA	73% (8/11)	0/1		1/1	6/8		1/1					1	1			
99	Arsenovski, Filip	KM	80% (4/5)			1/1	0/1	3/3		1/1					1			
0A	Gedinger, Gerhard																	
0B	Mitkov, Vlatko																	
0C	Forrai, Daniel																	
0D	Wolffhardt, Max																	
			74% (28/38)	3/5	3/3	6/10	6/10	7/7	3/3	4/4	14	1	1	16	0	4	0	0

A breakthrough (BT) is an additional information for goals that have been achieved from the backcourt. The number of these goals will not be included in the sum of the goals of a player.

Goalkeepers		Shot (saves)							
No	Name	Total	7m	6m	9m	Wing	PV	Fast breaks	Breakthrough
16	Misha, Biedermann	-% (0 /0)	-% (0 /0)	-% (0 /0)	-% (0 /0)	-% (0 /0)	-% (0 /0)	-% (0 /0)	-% (0 /0)
36	Fabry, Samuel	21% (3 /14)	-% (0 /0)	0% (0 /2)	22% (2 /9)	0% (0 /1)	0% (0 /1)	100% (1 /1)	0% (0 /1)
62	Nimanaj, Arianit	32% (9 /28)	-% (0 /0)	0% (0 /2)	44% (8 /18)	20% (1 /5)	-% (0 /0)	0% (0 /3)	0% (0 /2)
		29% (12 /42)	-% (0 /0)	0% (0 /4)	37% (10 /27)	17% (1 /6)	0% (0 /1)	25% (1 /4)	0% (0 /3)

Team shots	Goals	Saved	Missed	Post	Blocked	Total	Efficiency
7m shots	3	1	1	0	0	3/5	60%
6m shots	3	0	0	0	0	3/3	100%
9m shots	6	3	0	0	1	6/10	60%
Wing shots	6	3	0	1	0	6/10	60%
Pivot	7	0	0	0	0	7/7	100%
Fast breaks	3	0	0	0	0	3/3	100%
Breakthrough	4	0	0	0	0	4/4	100%
	28	7	1	1	1	28/38	74%

LEGEND

PV	Pivot shots
FB	All fast breaks
BT	Breakthrough
TF	Technical fault
ST	Steals
BS	Blocked shots
AS	Assist
YC	Yellow cards
2min	2 Minute suspension
RC	Red cards
BC	Blue cards

It is possible in individual cases, that differences between the sum of individual player statistics and team statistics occur. The reason is that due to the speed of a handball game at individual events our scouts can not assign the player data correctly.