



Date: 08/11/25
Time: 19:00
Match: Round: 8. Matchday, Match ID: 62070602, Season: 25/26
Venue: Sporthalle Trofaiach
Referees: ,

MATCH-REPORT

HLA Meisterliga

www.hla.at

#GeballteLeidenschaft



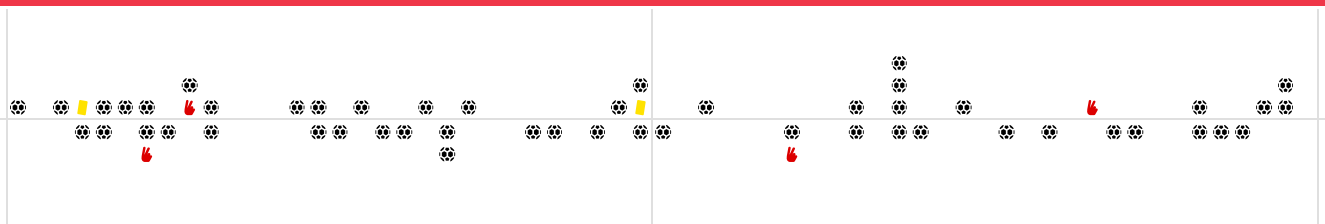
HC BT-Fuchse

ENDED

24 : 27

(14 : 15)

HC Linz AG



Top scorer: Breg 7

2min: 2

Top scorer: Mostl, Bohm 6

2min: 2

SCORING EFFICIENCY: **62%**

7M EFFICIENCY

Total shots: 39



Goals: 24



Saved: 10



Missed: 2



Post: 0



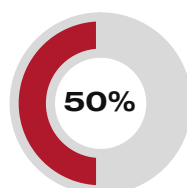
Blocked: 3



Goals scored 1 7m awarded 1

Unsuccessful:

7M EFFICIENCY



Goals scored 3 7m awarded 6

Unsuccessful:

10:04 | 93 KLIMAVETS (SAVE)

16:30 | 13 PETROVIC (SAVE)

54:45 | 3 MOSTL (OFF)

SCORING EFFICIENCY: **63%**

Total shots: 43



Goals: 27



Saved: 11



Missed: 3



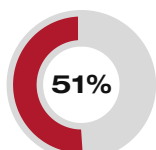
Post: 2



Blocked: 1

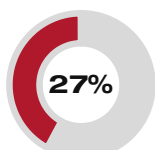


ATTACK SUCCESS



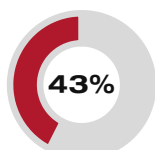
Goals scored 24 Attack* 47

GOALKEEPER EFFICIENCY



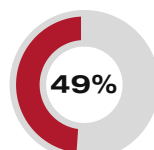
Saves 10 Shots on target 37

DEFENDING EFFICIENCY



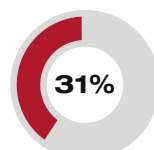
Goals conceded 27 Attack conceded* 47

DEFENDING EFFICIENCY



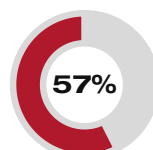
Goals conceded 24 Attack conceded* 47

GOALKEEPER EFFICIENCY



Saves 11 Shots on target 35

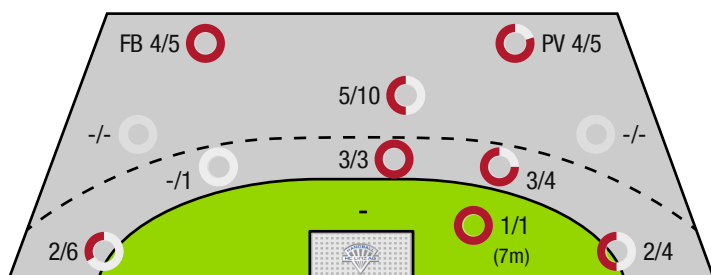
ATTACK SUCCESS



Goals scored 27 Attack* 47

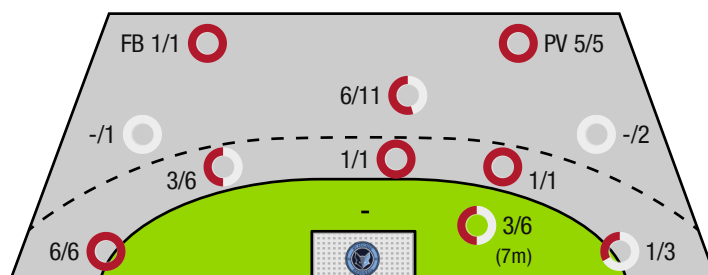
*Attack number is incremented on every change of ball possession.

HC BT-FUCHSE - OFFENCE



FB - All fast breaks PV - Pivot shots

HC LINZ AG - OFFENCE





HC BT-Fuchse

ENDED

24 : 27

(14 : 15)

HC Linz AG



Players			Shots (goals)								Others				Penalties			
No	Name	Pos.	Total	7m	6m	9m	Wing	PV	FB	BT*	TF	ST	BS	AS	YC	2min	RC	BC
24	Mitterdorfer, Julian	TW	-% (0/0)															
46	Kroiss, Jan	TW	-% (0/0)															
2	Meleschnig, Clemens	KM	100% (2/2)					2/2			2			1	1	1		
3	Nenadic,Thomas	RM	100% (3/3)		2/2				1/1	2/2	1	1		1				
4	Philipp, Nenadic	LA	50% (2/4)				1/2		1/2									
13	Tsakouridis, Christoforos	RM	67% (4/6)		3/3	1/3				3/3	3	1		3		1		
17	Kuhn,Thomas	LA	25% (1/4)				1/4											
23	Wolffger, Christoph	KM	-% (0/0)															
26	Breg, Martin	RA	70% (7/10)	1/1	1/1		2/4	1/2	2/2	1/1				1				
27	Hofstatter, Florian	RM	-% (0/0)															
39	Rastoder,Adel	RL	50% (2/4)			2/4					1			1				
42	Schiffleitner, Julian	RR	0% (0/2)		0/1	0/1				0/1	2							
79	Jankovic, Sandro	KM	100% (1/1)					1/1			2							
94	Neuhold, Christoph	RM	67% (2/3)		0/1	2/2				0/1		1	1	1				
95	SabazgiraeV, Hazbulat	KM	-% (0/0)															
			62% (24/39)	1/1	6/8	5/10	4/10	4/5	4/5	6/8	12	3	1	8	2	2	0	0

A breakthrough (BT) is an additional information for goals that have been achieved from the backcourt. The number of these goals will not be included in the sum of the goals of a player.

Goalkeepers			Shot (saves)						
No	Name	Total	7m	6m	9m	Wing	PV	Fast breaks	Breakthrough
24	Mitterdorfer, Julian	33% (6 /18)	0% (0 /2)	25% (1 /4)	83% (5 /6)	0% (0 /3)	0% (0 /2)	0% (0 /1)	0% (0 /3)
46	Kroiss, Jan	25% (5 /20)	67% (2 /3)	33% (1 /3)	17% (1 /6)	20% (1 /5)	0% (0 /3)	-% (0 /0)	-% (0 /0)
		29% (11 /38)	40% (2 /5)	29% (2 /7)	50% (6 /12)	13% (1 /8)	0% (0 /5)	0% (0 /1)	0% (0 /3)

Team shots	Goals	Saved	Missed	Post	Blocked	Total	Efficiency
7m shots	1	0	0	0	0	1/1	100%
6m shots	6	2	0	0	0	6/8	75%
9m shots	5	1	1	0	3	5/10	50%
Wing shots	4	5	0	0	0	4/10	40%
Pivot	4	1	0	0	0	4/5	80%
Fast breaks	4	1	0	0	0	4/5	80%
Breakthrough	6	2	0	0	0	6/8	75%
	24	10	2	0	3	24/39	62%

LEGEND

PV	Pivot shots
FB	All fast breaks
BT	Breakthrough
TF	Technical fault
ST	Steals
BS	Blocked shots
AS	Assist
YC	Yellow cards
2min	2 Minute suspension
RC	Red cards
BC	Blue cards

It is possible in individual cases, that differences between the sum of individual player statistics and team statistics occur. The reason is that due to the speed of a handball game at individual events our scouts can not assign the player data correctly.



HC BT-Fuchse

ENDED

24 : 27

(14 : 15)

HC Linz AG



Players			Shots (goals)								Others				Penalties			
No	Name	Pos.	Total	7m	6m	9m	Wing	PV	FB	BT*	TF	ST	BS	AS	YC	2min	RC	BC
16	Zwicklhuber, David	TW	-% (0/0)															
23	Kishou,Aliaksei	TW	-% (0/0)								1							
3	Mostl, C	RL	50% (6/12)	3/4	1/4	2/4				1/1	3			5				
7	Mitterrutzer, Boris	LA	-% (0/0)															
13	Petrovic, Pavle	RR	50% (4/8)	0/1	2/2	1/4			1/1					2				
14	Palan, Fabian	RR	-% (0/0)															
19	Moser, Nils	RA	33% (1/3)				1/3											
21	Gregoric, Leon	KM	100% (1/1)					1/1								1		
26	Fizuleto, Lucijan	RM	100% (1/1)		1/1					1/1	1			1		1		
33	Bohm, Elmar	LA	100% (6/6)				6/6											
67	Bryslawski, F	RL	-% (0/0)															
92	Stojanovic, Jadranko	KM	100% (4/4)					4/4										
93	Klimavets, Andrei	RL	50% (4/8)	0/1	1/1	3/6				1/1	2		3	4				
			63% (27 /43)	3/6	5/8	6/14	7/9	5/5	1/1	3/3	7	0	3	12	0	2	0	0

A breakthrough (BT) is an additional information for goals that have been achieved from the backcourt. The number of these goals will not be included in the sum of the goals of a player.

Goalkeepers		Shot (saves)							
No	Name	Total	7m	6m	9m	Wing	PV	Fast breaks	Breakthrough
16	Zwicklhuber, David	0% (0 /1)	0% (0 /1)	-% (0 /0)	-% (0 /0)	-% (0 /0)	-% (0 /0)	-% (0 /0)	-% (0 /0)
23	Kishou,Aliaksei	30% (10 /33)	-% (0 /0)	25% (2 /8)	17% (1 /6)	56% (5 /9)	20% (1 /5)	20% (1 /5)	25% (2 /8)
		29% (10 /34)	0% (0 /1)	25% (2 /8)	17% (1 /6)	56% (5 /9)	20% (1 /5)	20% (1 /5)	25% (2 /8)

Team shots	Goals	Saved	Missed	Post	Blocked	Total	Efficiency
7m shots	3	2	1	0	0	3/6	50%
6m shots	5	2	0	0	1	5/8	63%
9m shots	6	6	0	2	0	6/14	43%
Wing shots	7	1	0	0	0	7/9	78%
Pivot	5	0	0	0	0	5/5	100%
Fast breaks	1	0	0	0	0	1/1	100%
Breakthrough	3	0	0	0	0	3/3	100%
	27	11	3	2	1	27/43	63%

LEGEND

PV	Pivot shots
FB	All fast breaks
BT	Breakthrough
TF	Technical fault
ST	Steals
BS	Blocked shots
AS	Assist
YC	Yellow cards
2min	2 Minute suspension
RC	Red cards
BC	Blue cards

It is possible in individual cases, that differences between the sum of individual player statistics and team statistics occur. The reason is that due to the speed of a handball game at individual events our scouts can not assign the player data correctly.