



Date: 07/11/25  
Time: 18:30  
Match: Round: 8. Matchday, Match ID: 62070604, Season: 25/26  
Venue: Sporthalle Schwaz Ost  
Referees: ,

## MATCH-REPORT

HLA Meisterliga

www.hla.at

#GeballteLeidenschaft



Handball Tirol

ENDED

34 : 33

( 15 : 15 )

HSG Graz



Top scorer: Peric 7

2min: 2

Top scorer: Belos 11

2min: 5

SCORING EFFICIENCY: **61%**

7M EFFICIENCY

Total shots: 56

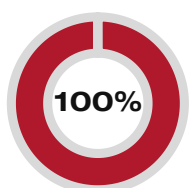
Goals: 34

Saved: 16

Missed: 5

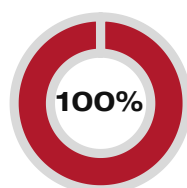
Post: 1

Blocked: 1



Goals scored 2 7m awarded 2  
Unsuccessful: 0

7M EFFICIENCY



Goals scored 3 7m awarded 3  
Unsuccessful: 0

SCORING EFFICIENCY: **69%**

Total shots: 48

Goals: 33

Saved: 10

Missed: 5

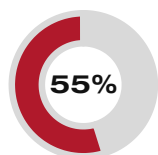
Post: 4

Blocked: 0

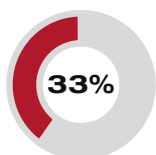
ATTACK SUCCESS

GOALKEEPER EFFICIENCY

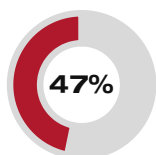
DEFENDING EFFICIENCY



Goals scored 34 Attack\* 62



Saves 16 Shots on target 49

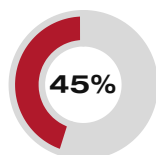


Goals conceded 33 Attack conceded\* 62

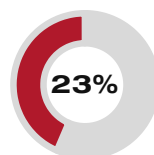
DEFENDING EFFICIENCY

GOALKEEPER EFFICIENCY

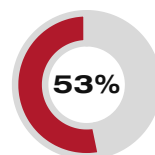
ATTACK SUCCESS



Goals conceded 34 Attack conceded\* 62



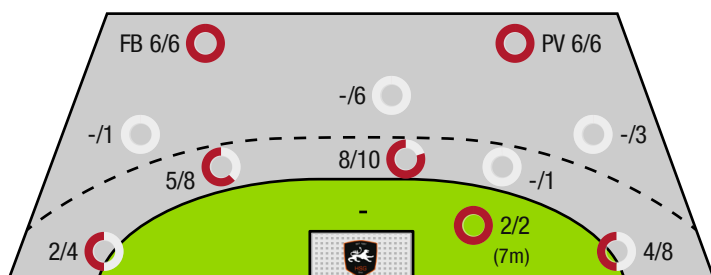
Saves 10 Shots on target 44



Goals scored 33 Attack\* 62

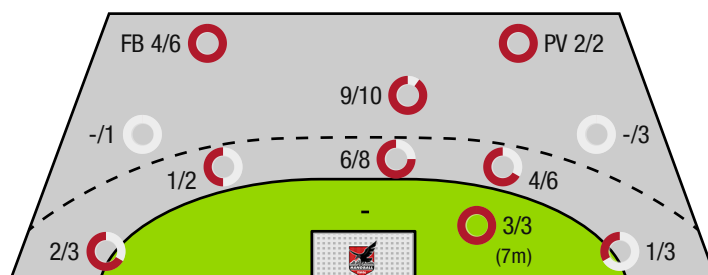
\*Attack number is incremented on every change of ball possession.

HANDBALL TIROL - OFFENCE



FB - All fast breaks PV - Pivot shots

HSG GRAZ - OFFENCE





Handball Tirol

ENDED

34 : 33

( 15 : 15 )

HSG Graz



Players			Shots (goals)								Others				Penalties			
No	Name	Pos.	Total	7m	6m	9m	Wing	PV	FB	BT*	TF	ST	BS	AS	YC	2min	RC	BC
12	Alber, Tobias	TW	-% (0/0)															
52	Tanic, Boris	TW	-% (0/0)															
5	Hiemstra, Jelte	RM	-% (0/0)															
6	Petrusic, Emanuel	KM	100% (4/4)					4/4										
8	Spendier, Sebastian	RM	0% (0/3)		0/1	0/2					2			2				
17	Peric, Filip	RA	70% (7/10)	1/1			4/7		2/2						1	1		
19	Medic, Petar	RR	67% (6/9)	1/1	4/4	0/3				3/3	1					1		
21	Jochimsen, Philipp	LA	0% (0/1)				0/1											
22	Lechleitner, Luca	RR	75% (3/4)		1/1	0/1			2/2	1/1				1				
26	Miskovez, Michael	RR	56% (5/9)		5/9					5/8	3			6	1			
32	Grothues, Tobias	RL	0% (0/1)			0/1					1							
35	Wagner, Thomas	RM	100% (2/2)		2/2					2/2				1				
47	Benjamin, Erhard	LA	60% (3/5)				1/3		2/2		1	1						
77	Prader, Lukas	LA	100% (2/2)		1/1		1/1					1		1				
97	Kofler, Samuel	KM	100% (2/2)					2/2										
99	Demmerer, Johannes	RR	0% (0/4)		0/1	0/3												
0A	Riemann, Benjamin																	
0B	Jauernik, Christoph																	
0C	Poostchi, Pooya																	
0D	Kandolf, Thomas																	
			61% (34 /56)	2/2	13/19	0/10	6/12	6/6	6/6	11/14	8	2	0	11	2	2	0	0

A breakthrough (BT) is an additional information for goals that have been achieved from the backcourt. The number of these goals will not be included in the sum of the goals of a player.

Goalkeepers		Shot (saves)							
No	Name	Total	7m	6m	9m	Wing	PV	Fast breaks	Breakthrough
12	Alber, Tobias	40% (2 /5)	-% (0 /0)	50% (2 /4)	-% (0 /0)	0% (0 /1)	-% (0 /0)	-% (0 /0)	33% (1 /3)
52	Tanic, Boris	22% (8 /37)	0% (0 /3)	25% (3 /12)	18% (2 /11)	50% (2 /4)	0% (0 /2)	20% (1 /5)	25% (3 /12)
		24% (10 /42)	0% (0 /3)	31% (5 /16)	18% (2 /11)	40% (2 /5)	0% (0 /2)	20% (1 /5)	27% (4 /15)

Team shots	Goals	Saved	Missed	Post	Blocked	Total	Efficiency
7m shots	2	0	0	0	0	2/2	100%
6m shots	13	5	0	0	1	13/19	68%
9m shots	0	5	4	1	0	0/10	0%
Wing shots	6	6	0	0	0	6/12	50%
Pivot	6	0	0	0	0	6/6	100%
Fast breaks	6	0	0	0	0	6/6	100%
Breakthrough	11	3	0	0	0	11/14	79%
	34	16	5	1	1	34/56	61%

LEGEND

PV	Pivot shots
FB	All fast breaks
BT	Breakthrough
TF	Technical fault
ST	Steals
BS	Blocked shots
AS	Assist
YC	Yellow cards
2min	2 Minute suspension
RC	Red cards
BC	Blue cards

It is possible in individual cases, that differences between the sum of individual player statistics and team statistics occur. The reason is that due to the speed of a handball game at individual events our scouts can not assign the player data correctly.



Handball Tirol

ENDED

34 : 33

( 15 : 15 )

HSG Graz



Players			Shots (goals)								Others				Penalties			
No	Name	Pos.	Total	7m	6m	9m	Wing	PV	FB	BT*	TF	ST	BS	AS	YC	2min	RC	BC
12	Eichberger, Thomas	TW	-% (0/0)											3		1		
16	Kolouch, Maximilian	TW	-% (0/0)															
7	Galina, Matej	RR	63% (5/8)		4/6	1/1	0/1			4/5	2							
10	Kelich, Max	KM	-% (0/0)															
13	Sonnleitner, Simon	RR	0% (0/1)			0/1												
14	Hofer, Markus	LA	100% (2/2)						1/1									
15	Offner, Paul	LA	80% (8/10)	3/3			2/3		3/4					2		1		
19	Rosenberger, Paul	RR	0% (0/1)						0/1									
23	Belos, Nemanja	RL	85% (11/13)		4/4	7/9				4/4	4							
24	Schimmel, Florian	RR	75% (3/4)				1/2	2/2										
29	Schweighofer, Lukas	KM	-% (0/0)								1					2		
30	Schranz, Kilian	RM	100% (1/1)		1/1					1/1	1							
32	Kotar, Matic	RM	60% (3/5)		2/3	1/2				2/3	4							
33	Schweighofer, Leonhard	RM	-% (0/0)										1					
35	Juranic, Jura Egon	RL	0% (0/3)		0/2	0/1				0/2	1					1		
93	Damjanoski, Borjan	RM	-% (0/0)															
0A	Pajicic, Goran																	
0B	Balomenos, Spyros																	
0C	Jensterle, Jurij																	
			69% (33/48)	3/3	11/16	9/14	3/6	2/2	4/6	11/15	13	0	1	5	0	5	0	0

A breakthrough (BT) is an additional information for goals that have been achieved from the backcourt. The number of these goals will not be included in the sum of the goals of a player.

Goalkeepers		Shot (saves)							
No	Name	Total	7m	6m	9m	Wing	PV	Fast breaks	Breakthrough
12	Eichberger, Thomas	33% (15/46)	0% (0/2)	28% (5/18)	100% (5/5)	45% (5/11)	0% (0/4)	0% (0/6)	21% (3/14)
16	Kolouch, Maximilian	33% (1/3)	-% (0/0)	-% (0/0)	-% (0/0)	100% (1/1)	0% (0/2)	-% (0/0)	-% (0/0)
		33% (16/49)	0% (0/2)	28% (5/18)	100% (5/5)	50% (6/12)	0% (0/6)	0% (0/6)	21% (3/14)

Team shots	Goals	Saved	Missed	Post	Blocked	Total	Efficiency
7m shots	3	0	0	0	0	3/3	100%
6m shots	11	5	0	0	0	11/16	69%
9m shots	9	2	1	2	0	9/14	64%
Wing shots	3	2	0	1	0	3/6	50%
Pivot	2	0	0	0	0	2/2	100%
Fast breaks	4	1	0	1	0	4/6	67%
Breakthrough	11	4	0	0	0	11/15	73%
	33	10	5	4	0	33/48	69%

LEGEND

PV	Pivot shots
FB	All fast breaks
BT	Breakthrough
TF	Technical fault
ST	Steals
BS	Blocked shots
AS	Assist
YC	Yellow cards
2min	2 Minute suspension
RC	Red cards
BC	Blue cards

It is possible in individual cases, that differences between the sum of individual player statistics and team statistics occur. The reason is that due to the speed of a handball game at individual events our scouts can not assign the player data correctly.