



Date: 07/11/25
Time: 19:30
Match: Round: 8. Matchday, Match ID: 62070606, Season: 25/26
Venue: Sporthalle am See
Referees: ,

MATCH-REPORT

HLA Meisterliga

www.hla.at

#GeballteLeidenschaft



Alpha HC Hard

ENDED

38 : 29

HC Fivers Wat Margareten



(19 : 15)



Top scorer: Tokic 9

2min: 8

Top scorer: Schuh 8

2min: 5

SCORING EFFICIENCY: **78%**

7M EFFICIENCY

Total shots: 49



Goals: 38



Saved: 6



Missed: 5



Post: 4

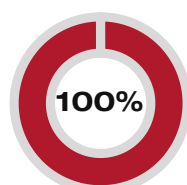


Blocked: 0



Goals scored 3 7m awarded 3
Unsuccessful: 0

7M EFFICIENCY



Goals scored 4 7m awarded 4
Unsuccessful: 0

SCORING EFFICIENCY: **57%**

Total shots: 51



Goals: 29



Saved: 11



Missed: 6



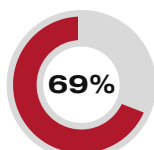
Post: 4



Blocked: 5

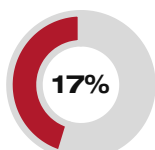


ATTACK SUCCESS



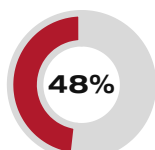
Goals scored 38 Attack* 55

GOALKEEPER EFFICIENCY



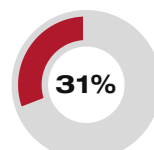
Saves 6 Shots on target 35

DEFENDING EFFICIENCY



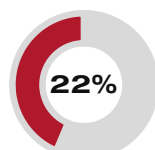
Goals conceded 29 Attack conceded* 56

DEFENDING EFFICIENCY



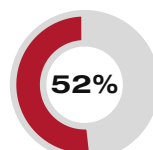
Goals conceded 38 Attack conceded* 55

GOALKEEPER EFFICIENCY



Saves 11 Shots on target 49

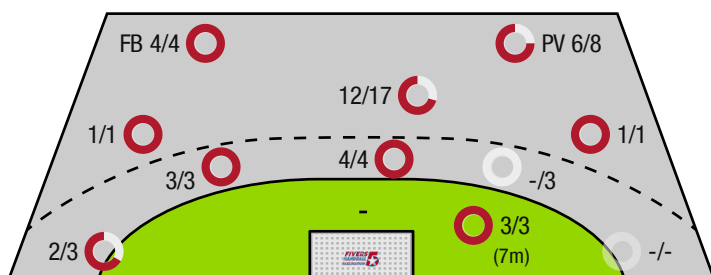
ATTACK SUCCESS



Goals scored 29 Attack* 56

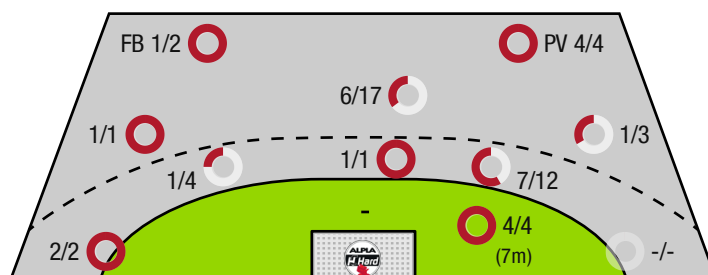
*Attack number is incremented on every change of ball possession.

ALPHA HC HARD - OFFENCE



FB - All fast breaks PV - Pivot shots

HC FIVERS WAT MARGARETEN - OFFENCE





Alpha HC Hard

ENDED

38 : 29 HC Fivers Wat Margareten

(19 : 15)



Players			Shots (goals)								Others				Penalties			
No	Name	Pos.	Total	7m	6m	9m	Wing	PV	FB	BT*	TF	ST	BS	AS	YC	2min	RC	BC
12	Gurskis, Lukas	TW	100% (1/1)															
32	Doknic, Golub	TW	-% (0/0)															
7	Jonsson, Tryggvi Gardar	RL	100% (1/1)										2	1		1		
9	Tokic, Ante	RA	64% (9/14)	2/2	1/4	3/5			3/3	0/1	2							
11	Runarsson, Tumi	RM	100% (4/4)			4/4						1		8		1		
22	Babic, Dejan	KM	75% (6/8)		1/1			5/7		1/1				1			1	
23	Achilles, Jakob	RM	100% (1/1)					1/1			1							
25	Haunold, Marc-Andre	RL	100% (4/4)	1/1	1/1	2/2				1/1				2		1		
29	Mosblech, Kaspar	KM	-% (0/0)															
33	Sager, Nico	LA	80% (4/5)		1/1		2/3		1/1									
35	Haemmerle, Matthias	RM	-% (0/0)															
38	Sgonc, Lennio	RA	-% (0/0)															
39	Luerzer, Robin	LA	-% (0/0)															
47	Fritsch, Lukas	RL	67% (6/9)		3/3	3/6				4/4	1		3	1		1		
55	Cirit, Berkant	KM	-% (0/0)															
99	Hild, Matthias	RR	100% (2/2)			2/2				1/1	2					3	1	
0A	Trautvetter, Jadranko																	
0B	Jonsson, Hannes Jon														1			
0C	Maier, Martin																	
			78% (38/49)	3/3	7/10	14/19	2/3	6/8	4/4	7/8	6	1	5	13	1	8	2	0

A breakthrough (BT) is an additional information for goals that have been achieved from the backcourt. The number of these goals will not be included in the sum of the goals of a player.

Goalkeepers		Shot (saves)							
No	Name	Total	7m	6m	9m	Wing	PV	Fast breaks	Breakthrough
12	Gurskis, Lukas	32% (9/28)	0% (0/3)	45% (5/11)	33% (3/9)	0% (0/2)	0% (0/2)	100% (1/1)	17% (1/6)
32	Doknic, Golub	20% (2/10)	0% (0/1)	25% (1/4)	50% (1/2)	-% (0/0)	0% (0/2)	0% (0/1)	0% (0/1)
		29% (11/38)	0% (0/4)	40% (6/15)	36% (4/11)	0% (0/2)	0% (0/4)	50% (1/2)	14% (1/7)

Team shots	Goals	Saved	Missed	Post	Blocked	Total	Efficiency
7m shots	3	0	0	0	0	3/3	100%
6m shots	7	2	0	1	0	7/10	70%
9m shots	14	3	0	2	0	14/19	74%
Wing shots	2	0	0	0	0	2/3	67%
Pivot	6	1	0	1	0	6/8	75%
Fast breaks	4	0	0	0	0	4/4	100%
Breakthrough	7	1	0	0	0	7/8	88%
		38	6	5	4	38/49	78%

LEGEND

PV	Pivot shots
FB	All fast breaks
BT	Breakthrough
TF	Technical fault
ST	Steals
BS	Blocked shots
AS	Assist
YC	Yellow cards
2min	2 Minute suspension
RC	Red cards
BC	Blue cards

It is possible in individual cases, that differences between the sum of individual player statistics and team statistics occur. The reason is that due to the speed of a handball game at individual events our scouts can not assign the player data correctly.



Alpla HC Hard

ENDED

38 : 29 HC Fivers Wat Margareten

(19 : 15)



Players			Shots (goals)								Others				Penalties			
No	Name	Pos.	Total	7m	6m	9m	Wing	PV	FB	BT*	TF	ST	BS	AS	YC	2min	RC	BC
51	Oleksii, Novikov	TW	-% (0/0)															
52	Konstantin, Marko	TW	-% (0/0)															
5	Danhel, Maximilian	RR	80% (4/5)			1/2		3/3						1		1		
25	Mirjanic, Mateja	RA	20% (1/5)		1/4				0/1		1							
25	Weiser, Samuel	RL	0% (0/1)		0/1											1		
35	Gangel, Lukas	RR	0% (0/2)			0/2												
45	Heizinger, Florian	KM	-% (0/0)															
53	Dvorak, Florentin	RR	75% (6/8)		3/3	2/4		1/1		1/1	1					1		
55	Martinovic, Marin	RM	75% (3/4)			2/3					2			2				
57	Rudnicki, Mats	RL	20% (1/5)		0/2	1/3				1/2	1			5				
58	Maksic, Velibor	RR	33% (1/3)		1/1	0/2				1/1				1				
65	Breit, Leon	LA	-% (0/0)													1		
75	Riede, Maximilian	RA	50% (1/2)		1/2													
85	Schuh, Fabio	RM	73% (8/11)	4/4	3/3	1/4				3/3	3			1				
95	Lichtblau, Lorin	LA	80% (4/5)		0/1	1/1	2/2		1/1							1		
0A	Jonas, Herbert																	
0B	Eckl, Peter																	
0C	Neckam, Monika																	
			57% (29/51)	4/4	9/17	8/21	2/2	4/4	1/2	6/7	8	0	0	10	0	5	0	0

A breakthrough (BT) is an additional information for goals that have been achieved from the backcourt. The number of these goals will not be included in the sum of the goals of a player.

Goalkeepers			Shot (saves)						
No	Name	Total	7m	6m	9m	Wing	PV	Fast breaks	Breakthrough
51	Oleksii, Novikov	14% (5/37)	0% (0/3)	25% (2/8)	21% (3/14)	0% (0/2)	0% (0/6)	0% (0/4)	13% (1/8)
52	Konstantin, Marko	20% (1/5)	-% (0/0)	0% (0/1)	0% (0/3)	-% (0/0)	100% (1/1)	-% (0/0)	-% (0/0)
		14% (6/42)	0% (0/3)	22% (2/9)	18% (3/17)	0% (0/2)	14% (1/7)	0% (0/4)	13% (1/8)

Team shots	Goals	Saved	Missed	Post	Blocked	Total	Efficiency
7m shots	4	0	0	0	0	4/4	100%
6m shots	9	6	0	2	0	9/17	53%
9m shots	8	4	2	2	5	8/21	38%
Wing shots	2	0	0	0	0	2/2	100%
Pivot	4	0	0	0	0	4/4	100%
Fast breaks	1	1	0	0	0	1/2	50%
Breakthrough	6	1	0	0	0	6/7	86%
	29	11	6	4	5	29/51	57%

LEGEND

PV	Pivot shots
FB	All fast breaks
BT	Breakthrough
TF	Technical fault
ST	Steals
BS	Blocked shots
AS	Assist
YC	Yellow cards
2min	2 Minute suspension
RC	Red cards
BC	Blue cards

It is possible in individual cases, that differences between the sum of individual player statistics and team statistics occur. The reason is that due to the speed of a handball game at individual events our scouts can not assign the player data correctly.