



Date: 15/11/25
Time: 19:00
Match: Round: 9. Matchday, Match ID: 62070608, Season: 25/26
Venue: Sporthalle Koflach
Referees: ,

MATCH-REPORT

HLA Meisterliga

www.hla.at

#GeballteLeidenschaft



HSG Lipizzanerheimat

ENDED

27 : 24

(13 : 13)

HC BT-Fuchse



Top scorer: Golubovic 8

2min: 0

Top scorer: Breg 7

2min: 1

SCORING EFFICIENCY: **66%**

7M EFFICIENCY

Total shots: 41



Goals: 27



Saved: 6



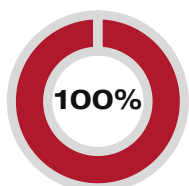
Missed: 7



Post: 3



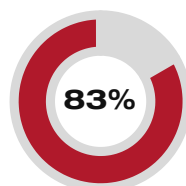
Blocked: 1



Goals scored 5 7m awarded 5

Unsuccessful:

7M EFFICIENCY



Goals scored 5 7m awarded 6

Unsuccessful:

55:01 | 94 NEUHOLD (SAVE)

SCORING EFFICIENCY: **62%**

Total shots: 39



Goals: 24



Saved: 12



Missed: 2



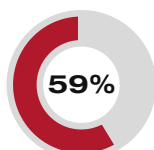
Post: 2



Blocked: 1



ATTACK SUCCESS



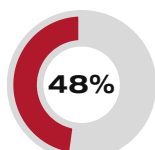
Goals scored 27 Attack* 46

GOALKEEPER EFFICIENCY



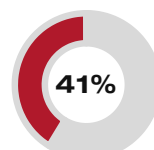
Saves 6 Shots on target 30

DEFENDING EFFICIENCY



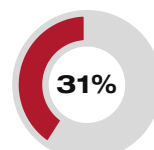
Goals conceded 24 Attack conceded* 46

DEFENDING EFFICIENCY



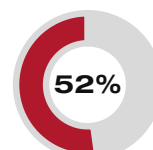
Goals conceded 27 Attack conceded* 46

GOALKEEPER EFFICIENCY



Saves 12 Shots on target 39

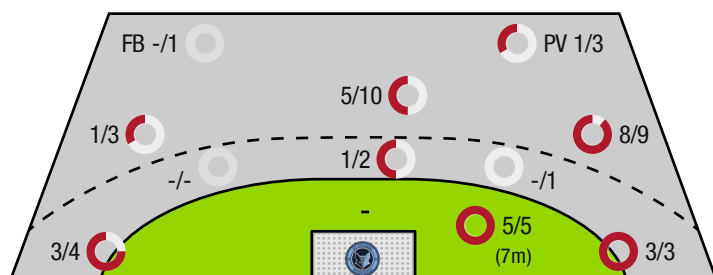
ATTACK SUCCESS



Goals scored 24 Attack* 46

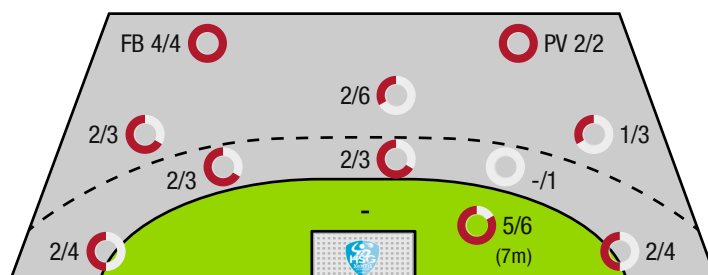
*Attack number is incremented on every change of ball possession.

HSG LIPIZZANERHEIMAT - OFFENCE



FB - All fast breaks PV - Pivot shots

HC BT-FUCHSE - OFFENCE





HSG Lipizzanerheimat

ENDED

27 : 24

(13 : 13)

HC BT-Fuchse



Players			Shots (goals)								Others				Penalties			
No	Name	Pos.	Total	7m	6m	9m	Wing	PV	FB	BT*	TF	ST	BS	AS	YC	2min	RC	BC
16	Budovic, Jovo	TW	-% (0/0)															
99	Strasek, Denis	TW	-% (0/0)															
4	Omeragic, Adi	RL	43% (3/7)			3/7					2			3				
6	Cichy, Markus	RR	-% (0/0)															
7	Horvat, Ivan	RL	70% (7/10)		1/1	6/9				1/1	2			1				
8	Plattner, Felix	RM	-% (0/0)															
9	Palmstingl, Patrick	RA	100% (3/3)				3/3											
13	Langmann, Leonhard	LA	60% (3/5)			0/1	3/4											
14	Kreidl, Paul	RM	-% (0/0)															
17	Liam, Eishinger	KM	-% (0/0)															
19	Wastl, Philip	KM	0% (0/1)						0/1									
20	Smon, Jakob	RL	-% (0/0)															
41	Fall, Moritz	RR	-% (0/0)															
56	Beciri, Kristian	KM	50% (3/6)	2/2	0/1			1/3			1		1					
61	Golubovic, Milan	RR	89% (8/9)	3/3	0/1	5/5					1			3	1			
87	Lantos, Cornel	RR	-% (0/0)															
0A	Pausits, OA																	
0B	Arnaudovski, Risto																	
0C	W,Smon																	
0D	Kollegger, Christian																	
			66% (27 /41)	5/5	1/3	14/22	6/7	1/3	0/1	1/1	6	0	1	7	1	0	0	0

A breakthrough (BT) is an additional information for goals that have been achieved from the backcourt. The number of these goals will not be included in the sum of the goals of a player.

Goalkeepers		Shot (saves)							
No	Name	Total	7m	6m	9m	Wing	PV	Fast breaks	Breakthrough
16	Budovic, Jovo	35% (12 /34)	25% (1 /4)	43% (3 /7)	50% (5 /10)	43% (3 /7)	0% (0 /2)	0% (0 /4)	25% (1 /4)
99	Strasek, Denis	0% (0 /2)	0% (0 /2)	-% (0 /0)	-% (0 /0)	-% (0 /0)	-% (0 /0)	-% (0 /0)	-% (0 /0)
		33% (12 /36)	17% (1 /6)	43% (3 /7)	50% (5 /10)	43% (3 /7)	0% (0 /2)	0% (0 /4)	25% (1 /4)

Team shots	Goals	Saved	Missed	Post	Blocked	Total	Efficiency
7m shots	5	0	0	0	0	5/5	100%
6m shots	1	1	1	0	0	1/3	33%
9m shots	14	3	1	3	1	14/22	64%
Wing shots	6	1	0	0	0	6/7	86%
Pivot	1	1	0	0	0	1/3	33%
Fast breaks	0	0	0	0	0	0/1	0%
Breakthrough	1	0	0	0	0	1/1	100%
	27	6	7	3	1	27/41	66%

LEGEND

PV	Pivot shots
FB	All fast breaks
BT	Breakthrough
TF	Technical fault
ST	Steals
BS	Blocked shots
AS	Assist
YC	Yellow cards
2min	2 Minute suspension
RC	Red cards
BC	Blue cards

It is possible in individual cases, that differences between the sum of individual player statistics and team statistics occur. The reason is that due to the speed of a handball game at individual events our scouts can not assign the player data correctly.



HSG Lipizzanerheimat

ENDED

27 : 24

(13 : 13)

HC BT-Fuchse



Players			Shots (goals)								Others				Penalties			
No	Name	Pos.	Total	7m	6m	9m	Wing	PV	FB	BT*	TF	ST	BS	AS	YC	2min	RC	BC
24	Mitterdorfer, Julian	TW	-% (0/0)															
46	Kroiss, Jan	TW	-% (0/0)															
2	Meleschnig, Clemens	KM	100% (2/2)					2/2			2			1		1		
3	Nenadic, Thomas	RM	25% (1/4)		1/1	0/3				1/1	1			4				
4	Philipp, Nenadic	LA	-% (0/0)															
13	Tsakouridis, Christoforos	RM	0% (0/2)			0/2					2			1				
17	Kuhn, Thomas	LA	60% (3/5)				2/4		1/1									
23	Wolffger, Christoph	KM	-% (0/0)															
26	Breg, Martin	RA	78% (7/9)	3/3		1/1	2/4		1/1									
27	Hofstatter, Florian	RM	-% (0/0)															
39	Rastoder, Adel	RL	75% (3/4)		1/2	2/2				1/1	2		1	1				
42	Schiffleitner, Julian	RR	100% (1/1)			1/1												
79	Jankovic, Sandro	KM	100% (1/1)		1/1													
94	Neuhold, Christoph	RM	55% (6/11)	2/3	1/3	1/3			2/2	1/2	2			4				
95	Sabazgirae, Hazbulat	KM	-% (0/0)															
0A	Kabilagic, Nihad																	
0B	Teras, Benjamin																	
0C	Nenadic, Zvonimir																	
0D	Marinovic, Luka																	
			62% (24/39)	5/6	4/7	5/12	4/8	2/2	4/4	3/4	9	0	1	11	0	1	0	0

A breakthrough (BT) is an additional information for goals that have been achieved from the backcourt. The number of these goals will not be included in the sum of the goals of a player.

Goalkeepers		Shot (saves)							
No	Name	Total	7m	6m	9m	Wing	PV	Fast breaks	Breakthrough
24	Mitterdorfer, Julian	16% (3/19)	0% (0/2)	0% (0/1)	18% (2/11)	25% (1/4)	0% (0/1)	-% (0/0)	0% (0/1)
46	Kroiss, Jan	21% (3/14)	0% (0/3)	100% (1/1)	17% (1/6)	0% (0/3)	100% (1/1)	-% (0/0)	-% (0/0)
		18% (6/33)	0% (0/5)	50% (1/2)	18% (3/17)	14% (1/7)	50% (1/2)	-% (0/0)	0% (0/1)

Team shots	Goals	Saved	Missed	Post	Blocked	Total	Efficiency
7m shots	5	1	0	0	0	5/6	83%
6m shots	4	3	0	0	0	4/7	57%
9m shots	5	5	0	1	1	5/12	42%
Wing shots	4	3	0	1	0	4/8	50%
Pivot	2	0	0	0	0	2/2	100%
Fast breaks	4	0	0	0	0	4/4	100%
Breakthrough	3	1	0	0	0	3/4	75%
		24	12	2	2	24/39	62%

LEGEND

PV	Pivot shots
FB	All fast breaks
BT	Breakthrough
TF	Technical fault
ST	Steals
BS	Blocked shots
AS	Assist
YC	Yellow cards
2min	2 Minute suspension
RC	Red cards
BC	Blue cards

It is possible in individual cases, that differences between the sum of individual player statistics and team statistics occur. The reason is that due to the speed of a handball game at individual events our scouts can not assign the player data correctly.