



Date: 15/11/25
Time: 20:20
Match: Round: 9. Matchday, Match ID: 62070610, Season: 25/26
Venue: Sport Hauptschule Kleinmunchen
Referees: ,

MATCH-REPORT

HLA Meisterliga

www.hla.at

#GeballteLeidenschaft



HC Linz AG

ENDED
33 : 37
(11 : 18)

Alpla HC Hard



Top scorer: Mostl **6**

2min: **6**

Top scorer: Tokic **11**

2min: **6**

SCORING EFFICIENCY: **62%**

7M EFFICIENCY

Total shots: 53



Goals: 33



Saved: 14



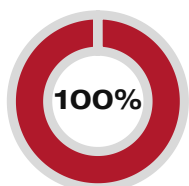
Missed: 4



Post: 3

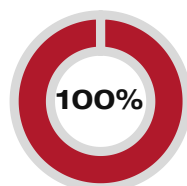


Blocked: 2



Goals scored: **4** | 7m awarded: **4**
Unsuccessful: 0

7M EFFICIENCY



Goals scored: **5** | 7m awarded: **5**
Unsuccessful: 0

SCORING EFFICIENCY: **71%**

Total shots: 52



Goals: 37



Saved: 9



Missed: 5



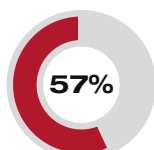
Post: 4



Blocked: 1

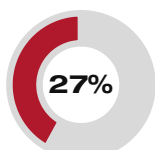


ATTACK SUCCESS



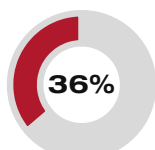
Goals scored: **33** | Attack*: **58**

GOALKEEPER EFFICIENCY



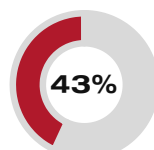
Saves: **14** | Shots on target: **51**

DEFENDING EFFICIENCY



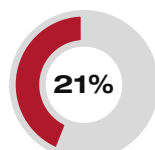
Goals conceded: **37** | Attack conceded*: **58**

DEFENDING EFFICIENCY



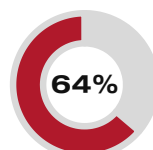
Goals conceded: **33** | Attack conceded*: **58**

GOALKEEPER EFFICIENCY



Saves: **9** | Shots on target: **42**

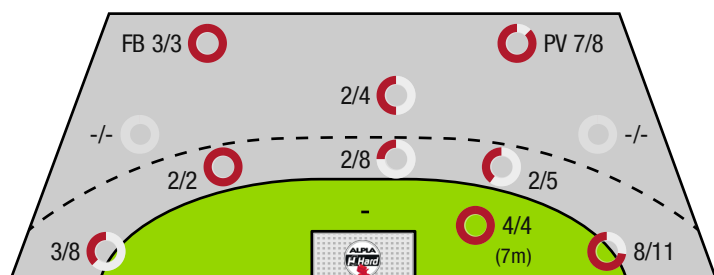
ATTACK SUCCESS



Goals scored: **37** | Attack*: **58**

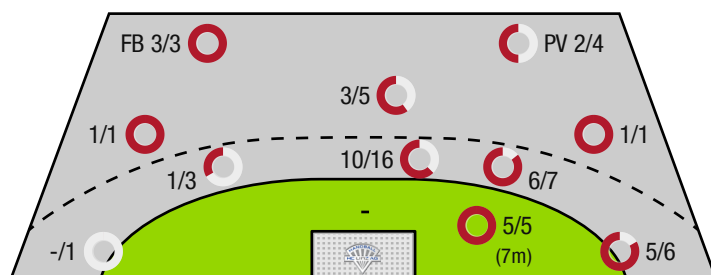
*Attack number is incremented on every change of ball possession.

HC LINZ AG - OFFENCE



FB - All fast breaks PV - Pivot shots

ALPLA HC HARD - OFFENCE





HC Linz AG

ENDED

33 : 37

(11 : 18)

Alpla HC Hard



Players			Shots (goals)								Others				Penalties			
No	Name	Pos.	Total	7m	6m	9m	Wing	PV	FB	BT*	TF	ST	BS	AS	YC	2min	RC	BC
16	Zwicklhuber, David	TW	-% (0/0)															
23	Kishou,Aliaksei	TW	-% (0/0)															
3	Mostl, C	RL	67% (6/9)	4/4	1/3	0/1			1/1	1/1	2	2		6		1		
7	Mitterrutzer, Boris	LA	-% (0/0)															
13	Petrovic, Pavle	RR	-% (0/0)															
14	Palan, Fabian	RR	100% (5/5)				5/5											
19	Moser, Nils	RA	38% (3/8)		0/2		3/6				1							
21	Gregoric, Leon	KM	75% (3/4)					3/4			1			1		2		
25	Klewein, Simon	RL	-% (0/0)															
26	Fizuleto, Lucijan	RM	83% (5/6)		3/4	1/1			1/1	3/3	1	1		6		1		
33	Bohm, Elmar	LA	44% (4/9)				3/8		1/1									
67	Bryslawski, F	RL	50% (1/2)		0/1			1/1				1	1			1		
92	Stojanovic, Jadranko	KM	75% (3/4)		0/1			3/3										
93	Klimavets, Andrei	RL	50% (3/6)		2/4	1/2				1/1	2			4		1		
0A	Berger, Franz																	
0B	Vunjak, Milan																	
0C	Gierlinger, Manuel																	
0D	Kainz, Franz																	
			62% (33 /53)	4/4	6/15	2/4	11/19	7/8	3/3	5/5	7	4	1	17	0	6	0	0

A breakthrough (BT) is an additional information for goals that have been achieved from the backcourt. The number of these goals will not be included in the sum of the goals of a player.

Goalkeepers		Shot (saves)							
No	Name	Total	7m	6m	9m	Wing	PV	Fast breaks	Breakthrough
16	Zwicklhuber, David	27% (6 /22)	0% (0 /3)	45% (5 /11)	0% (0 /3)	0% (0 /3)	50% (1 /2)	-% (0 /0)	0% (0 /2)
23	Kishou,Aliaksei	13% (3 /23)	0% (0 /2)	15% (2 /13)	0% (0 /2)	50% (1 /2)	0% (0 /1)	0% (0 /3)	0% (0 /3)
		20% (9 /45)	0% (0 /5)	29% (7 /24)	0% (0 /5)	20% (1 /5)	33% (1 /3)	0% (0 /3)	0% (0 /5)

Team shots	Goals	Saved	Missed	Post	Blocked	Total	Efficiency
7m shots	4	0	0	0	0	4/4	100%
6m shots	6	7	1	0	1	6/15	40%
9m shots	2	0	0	1	1	2/4	50%
Wing shots	11	6	0	2	0	11/19	58%
Pivot	7	1	0	0	0	7/8	88%
Fast breaks	3	0	0	0	0	3/3	100%
Breakthrough	5	0	0	0	0	5/5	100%
	33	14	4	3	2	33/53	62%

LEGEND

PV	Pivot shots
FB	All fast breaks
BT	Breakthrough
TF	Technical fault
ST	Steals
BS	Blocked shots
AS	Assist
YC	Yellow cards
2min	2 Minute suspension
RC	Red cards
BC	Blue cards

It is possible in individual cases, that differences between the sum of individual player statistics and team statistics occur. The reason is that due to the speed of a handball game at individual events our scouts can not assign the player data correctly.



HC Linz AG

ENDED

33 : 37

(11 : 18)

Alpla HC Hard



Players			Shots (goals)								Others				Penalties			
No	Name	Pos.	Total	7m	6m	9m	Wing	PV	FB	BT*	TF	ST	BS	AS	YC	2min	RC	BC
12	Gurskis, Lukas	TW	-% (0/0)															
32	Doknic, Golub	TW	-% (0/0)															
7	Jonsson, Tryggvi Gardar	RL	-% (0/0)										1			2		
9	Tokic, Ante	RA	85% (11/13)	5/5	1/2		4/5		1/1							1		
11	Runarsson, Tumi	RM	57% (4/7)		3/5	1/2					1			1				
22	Babic, Dejan	KM	75% (3/4)		1/1			2/3				1		3				
23	Achilles, Jakob	RM	-% (0/0)															
25	Haunold, Marc-Andre	RL	33% (1/3)		0/1	1/1		0/1						1				
26	Piringer, Jannik	LA	-% (0/0)															
33	Sager, Nico	LA	67% (2/3)				0/1		2/2							1		
35	Haemmerle, Matthias	RM	-% (0/0)															
38	Sgonc, Lennio	RA	100% (1/1)				1/1											
39	Luerzer, Robin	LA	-% (0/0)															
47	Fritsch, Lukas	RL	62% (8/13)		6/10	2/3					3		1	1				
55	Cirit, Berkant	KM	-% (0/0)															
99	Hild, Matthias	RR	88% (7/8)		6/7	1/1				5/5	2			3		2		
0A	Trautvetter, Jadranko																	
0B	Jonsson, Hannes Jon																	
0C	Maier, Martin																	
			71% (37 /52)	5/5	17/26	5/7	5/7	2/4	3/3	5/5	6	1	2	9	0	6	0	0

A breakthrough (BT) is an additional information for goals that have been achieved from the backcourt. The number of these goals will not be included in the sum of the goals of a player.

Goalkeepers		Shot (saves)							
No	Name	Total	7m	6m	9m	Wing	PV	Fast breaks	Breakthrough
12	Gurskis, Lukas	-% (0 /0)	-% (0 /0)	-% (0 /0)	-% (0 /0)	-% (0 /0)	-% (0 /0)	-% (0 /0)	-% (0 /0)
32	Doknic, Golub	30% (14 /47)	0% (0 /4)	54% (7 /13)	0% (0 /2)	35% (6 /17)	13% (1 /8)	0% (0 /3)	0% (0 /5)
		30% (14 /47)	0% (0 /4)	54% (7 /13)	0% (0 /2)	35% (6 /17)	13% (1 /8)	0% (0 /3)	0% (0 /5)

Team shots	Goals	Saved	Missed	Post	Blocked	Total	Efficiency
7m shots	5	0	0	0	0	5/5	100%
6m shots	17	7	0	1	1	17/26	65%
9m shots	5	0	1	1	0	5/7	71%
Wing shots	5	1	0	1	0	5/7	71%
Pivot	2	1	0	1	0	2/4	50%
Fast breaks	3	0	0	0	0	3/3	100%
Breakthrough	5	0	0	0	0	5/5	100%
	37	9	5	4	1	37/52	71%

LEGEND

PV	Pivot shots
FB	All fast breaks
BT	Breakthrough
TF	Technical fault
ST	Steals
BS	Blocked shots
AS	Assist
YC	Yellow cards
2min	2 Minute suspension
RC	Red cards
BC	Blue cards

It is possible in individual cases, that differences between the sum of individual player statistics and team statistics occur. The reason is that due to the speed of a handball game at individual events our scouts can not assign the player data correctly.