



Date: 12/11/25
Time: 19:00
Match: Round: 9. Matchday, Match ID: 62070614, Season: 25/26
Venue: Handballarena Rieden-Vorkloster
Referees: ,

MATCH-REPORT

HLA Meisterliga

www.hla.at

#GeballteLeidenschaft



Bregenz Handball

ENDED

35 : 35

(18 : 16)

Handball Tirol



Top scorer: Dumcius 11

2min: 1

Top scorer: Peric 7

2min: 3

SCORING EFFICIENCY: **70%**

7M EFFICIENCY

Total shots: 50



Goals: 35



Saved: 5



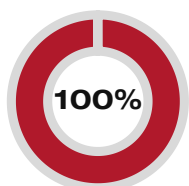
Missed: 8



Post: 5



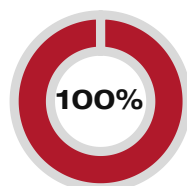
Blocked: 2



Goals scored 3 7m awarded 3

Unsuccessful:

7M EFFICIENCY



Goals scored 7 7m awarded 7

Unsuccessful:

SCORING EFFICIENCY: **63%**

Total shots: 56



Goals: 35



Saved: 14



Missed: 7



Post: 2



Blocked: 0



ATTACK SUCCESS



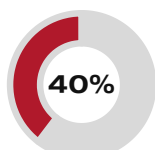
Goals scored 35 Attack* 59

GOALKEEPER EFFICIENCY



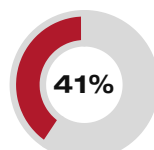
Saves 5 Shots on target 40

DEFENDING EFFICIENCY



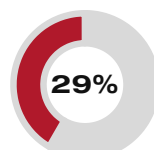
Goals conceded 35 Attack conceded* 58

DEFENDING EFFICIENCY



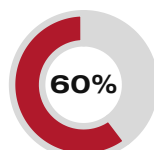
Goals conceded 35 Attack conceded* 59

GOALKEEPER EFFICIENCY



Saves 14 Shots on target 49

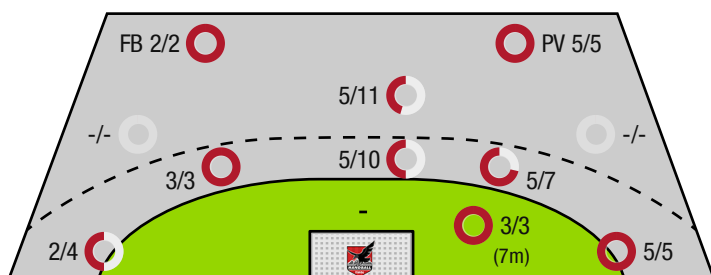
ATTACK SUCCESS



Goals scored 35 Attack* 58

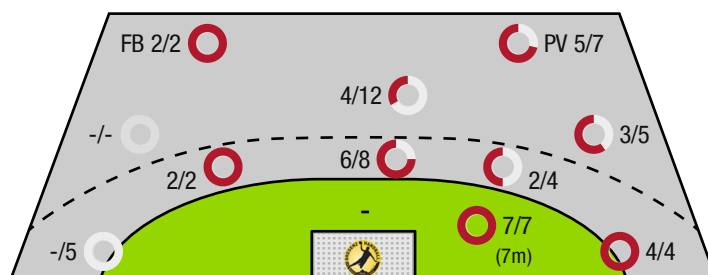
*Attack number is incremented on every change of ball possession.

BREGENZ HANDBALL - OFFENCE



FB - All fast breaks PV - Pivot shots

HANDBALL TIROL - OFFENCE





Bregenz Handball

ENDED

35 : 35

(18 : 16)

Handball Tirol



Players			Shots (goals)								Others				Penalties			
No	Name	Pos.	Total	7m	6m	9m	Wing	PV	FB	BT*	TF	ST	BS	AS	YC	2min	RC	BC
1	Brkic, Berin	TW	-% (0/0)															
12	Maslan, Benjamin	TW	-% (0/0)															
33	Bergmayer, Jonas	TW	-% (0/0)															
2	Monch, Louis	RM	64% (7/11)		6/9	0/1			1/1	2/2	1	1		4				
4	Drajewski, Jakub	RA	-% (0/0)															
6	Romei, Tommaso	RM	100% (3/3)					3/3			1			1				
7	Gunther, Niklas	LA	-% (0/0)															
9	Steurer-Wieser, Florian		50% (2/4)				2/4				1							
10	Bergmayer, Max	KM	-% (0/0)								1			1				
13	Dumcius, Mindaugas	RR	73% (11/15)	3/3	4/5	4/7				2/2	3	1		7				
19	Rosler,Tobias	RM	-% (0/0)															
24	Ulmer, Lukas	RL	-% (0/0)													1		
25	Seewald, David	RM	-% (0/0)															
28	Predragovic, Srdjan	RR	100% (8/8)		1/1		5/5	1/1	1/1		1							
30	Svecak, Claudio	LA	100% (1/1)					1/1										
57	Ramic, Dian	RL	38% (3/8)		2/5	1/3				1/1	1	1		1				
0A	Rinnerthaler, Markus																	
0B	Tanaskovic, Marko																	
0C	Marinovic, Nikola																	
0D	Gerd, Rainer																	
			70% (35 /50)	3/3	13/20	5/11	7/9	5/5	2/2	5/5	9	3	0	14	0	1	0	0

A breakthrough (BT) is an additional information for goals that have been achieved from the backcourt. The number of these goals will not be included in the sum of the goals of a player.

Goalkeepers		Shot (saves)							
No	Name	Total	7m	6m	9m	Wing	PV	Fast breaks	Breakthrough
1	Brkic, Berin	31% (14 /45)	0% (0 /3)	29% (4 /14)	46% (6 /13)	43% (3 /7)	17% (1 /6)	0% (0 /2)	0% (0 /4)
12	Maslan, Benjamin	0% (0 /1)	0% (0 /1)	-% (0 /0)	-% (0 /0)	-% (0 /0)	-% (0 /0)	-% (0 /0)	-% (0 /0)
33	Bergmayer, Jonas	0% (0 /3)	0% (0 /3)	-% (0 /0)	-% (0 /0)	-% (0 /0)	-% (0 /0)	-% (0 /0)	-% (0 /0)
		29% (14 /49)	0% (0 /7)	29% (4 /14)	46% (6 /13)	43% (3 /7)	17% (1 /6)	0% (0 /2)	0% (0 /4)

Team shots	Goals	Saved	Missed	Post	Blocked	Total	Efficiency
7m shots	3	0	0	0	0	3/3	100%
6m shots	13	1	1	3	2	13/20	65%
9m shots	5	2	2	2	0	5/11	45%
Wing shots	7	2	0	0	0	7/9	78%
Pivot	5	0	0	0	0	5/5	100%
Fast breaks	2	0	0	0	0	2/2	100%
Breakthrough	5	0	0	0	0	5/5	100%
	35	5	8	5	2	35/50	70%

LEGEND

PV	Pivot shots
FB	All fast breaks
BT	Breakthrough
TF	Technical fault
ST	Steals
BS	Blocked shots
AS	Assist
YC	Yellow cards
2min	2 Minute suspension
RC	Red cards
BC	Blue cards

It is possible in individual cases, that differences between the sum of individual player statistics and team statistics occur. The reason is that due to the speed of a handball game at individual events our scouts can not assign the player data correctly.



Bregenz Handball

ENDED

35 : 35

(18 : 16)

Handball Tirol



Players			Shots (goals)								Others				Penalties			
No	Name	Pos.	Total	7m	6m	9m	Wing	PV	FB	BT*	TF	ST	BS	AS	YC	2min	RC	BC
12	Alber, Tobias	TW	-% (0/0)															
52	Tanic, Boris	TW	-% (0/0)															
5	Hiemstra, Jelte	RM	0% (0/1)		0/1													
6	Petrusic, Emanuel	KM	80% (4/5)					4/5								2		
8	Spendier, Sebastian	RM	57% (4/7)	2/2	2/2	0/3				2/2				2				
17	Peric, Filip	RA	88% (7/8)	3/3	0/1		3/3		1/1									
19	Medic, Petar	RR	83% (5/6)	2/2	2/2	1/2					1					1		
21	Jochimsen, Philipp	LA	100% (1/1)				1/1											
22	Lechleitner, Luca	RR	83% (5/6)		2/2	3/4					1			1				
26	Miskovez, Michael	RR	100% (2/2)			2/2					1		1	2				
32	Grothues, Tobias	RL	57% (4/7)		4/5	0/2				2/2	1			1				
35	Wagner, Thomas	RM	50% (1/2)			1/2								1				
47	Benjamin, Erhard	LA	33% (1/3)				0/2		1/1									
77	Prader, Lukas	LA	0% (0/3)				0/3											
97	Kofler, Samuel	KM	50% (1/2)					1/2					1					
99	Demmerer, Johannes	RR	0% (0/3)		0/1	0/2								3				
0A	Riemann, Benjamin																	
0B	Jauemik, Christoph														1			
			63% (35 /56)	7/7	10/14	7/17	4/9	5/7	2/2	4/4	4	0	2	10	1	3	0	0

A breakthrough (BT) is an additional information for goals that have been achieved from the backcourt. The number of these goals will not be included in the sum of the goals of a player.

Goalkeepers			Shot (saves)						
No	Name	Total	7m	6m	9m	Wing	PV	Fast breaks	Breakthrough
12	Alber, Tobias	0% (0 /7)	0% (0 /1)	0% (0 /2)	0% (0 /2)	0% (0 /1)	-% (0 /0)	0% (0 /1)	-% (0 /0)
52	Tanic, Boris	15% (5 /33)	0% (0 /2)	8% (1 /12)	40% (2 /5)	25% (2 /8)	0% (0 /5)	0% (0 /1)	0% (0 /5)
		13% (5 /40)	0% (0 /3)	7% (1 /14)	29% (2 /7)	22% (2 /9)	0% (0 /5)	0% (0 /2)	0% (0 /5)

Team shots	Goals	Saved	Missed	Post	Blocked	Total	Efficiency
7m shots	7	0	0	0	0	7/7	100%
6m shots	10	4	0	0	0	10/14	71%
9m shots	7	6	4	0	0	7/17	41%
Wing shots	4	3	0	2	0	4/9	44%
Pivot	5	1	0	0	0	5/7	71%
Fast breaks	2	0	0	0	0	2/2	100%
Breakthrough	4	0	0	0	0	4/4	100%
	35	14	7	2	0	35/56	63%

LEGEND

PV	Pivot shots
FB	All fast breaks
BT	Breakthrough
TF	Technical fault
ST	Steals
BS	Blocked shots
AS	Assist
YC	Yellow cards
2min	2 Minute suspension
RC	Red cards
BC	Blue cards

It is possible in individual cases, that differences between the sum of individual player statistics and team statistics occur. The reason is that due to the speed of a handball game at individual events our scouts can not assign the player data correctly.