



Date: 15/11/25
Time: 18:30
Match: Round: 9. Matchday, Match ID: 62070618, Season: 25/26
Venue: Weinviertelarena
Referees: ,

MATCH-REPORT

HLA Meisterliga

www.hla.at

#GeballteLeidenschaft



UHC Hollabrunn

ENDED

37 : 28

(17 : 18)

HSG Graz



Top scorer: Cirar 16

2min: 9

Top scorer: Offner 8

2min: 6

SCORING EFFICIENCY: **82%**

7M EFFICIENCY

Total shots: 45



Goals: 37



Saved: 3



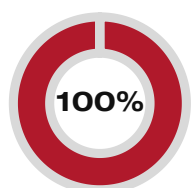
Missed: 4



Post: 2



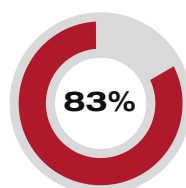
Blocked: 1



Goals scored 13 7m awarded 13

Unsuccessful:

7M EFFICIENCY



Goals scored 5 7m awarded 6

Unsuccessful:
26:18 | 15 OFFNER (SAVE)

SCORING EFFICIENCY: **67%**

Total shots: 42



Goals: 28



Saved: 8



Missed: 5



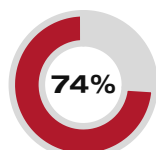
Post: 2



Blocked: 1



ATTACK SUCCESS



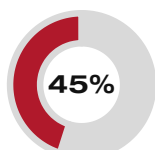
Goals scored 37 Attack* 50

GOALKEEPER EFFICIENCY



Saves 3 Shots on target 31

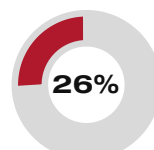
DEFENDING EFFICIENCY



Goals conceded 28 Attack conceded* 51

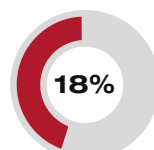
*Attack number is incremented on every change of ball possession.

DEFENDING EFFICIENCY



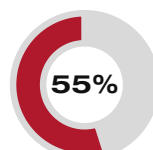
Goals conceded 37 Attack conceded* 50

GOALKEEPER EFFICIENCY



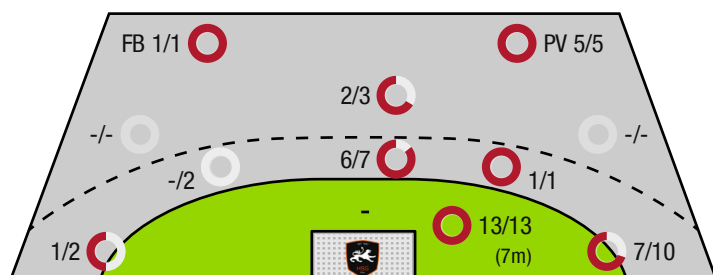
Saves 8 Shots on target 45

ATTACK SUCCESS



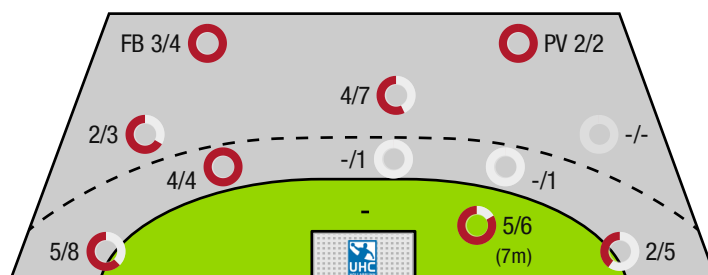
Goals scored 28 Attack* 51

UHC HOLLABRUNN - OFFENCE



FB - All fast breaks PV - Pivot shots

HSG GRAZ - OFFENCE





UHC Hollabrunn

ENDED

37 : 28

(17 : 18)

HSG Graz



Players			Shots (goals)								Others				Penalties			
No	Name	Pos.	Total	7m	6m	9m	Wing	PV	FB	BT*	TF	ST	BS	AS	YC	2min	RC	BC
16	Misha, Biedermann	TW	-% (0/0)															
36	Fabry, Samuel	TW	-% (0/0)															
62	Nimanaj, Arianit	TW	-% (0/0)															
3	Irlacher, Felix	RA	-% (0/0)													1		
4	Furst, Moritz	LA	60% (3/5)		1/2	1/1	1/2			1/1				1				
6	Weiss, Paul	RA	-% (0/0)															
9	Simic, Ante	RL	-% (0/0)									1			1	2		
10	Gugerell, Florian	RR	-% (0/0)															
11	Falthansl-Scheinecker, Florian	LA	-% (0/0)															
12	Pavlov, Hari	RR	100% (6/6)	4/4	2/2					2/2	1			2		1		
18	Lorenz, Manuel	LA	-% (0/0)															
19	Gal, Kristof	RL	33% (1/3)	1/1	0/1	0/1							1	2		2		
20	Lorenz, Fabian	RL	-% (0/0)															
22	Safranko, Rudolf Zvonimir	RM	83% (5/6)		4/5	1/1				4/5	4			6				
44	Cirar, Gal	RA	84% (16/19)	8/8			7/10					2				1		
99	Arsenovski, Filip	KM	100% (6/6)					5/5	1/1		2	1				2		
0A	Gedinger, Gerhard																	
0B	Mitkov, Vlatko																	
0C	Forrai, Daniel																	
0D	Strasser, Y																	
			82% (37 / 45)	13/13	7/10	2/3	8/12	5/5	1/1	7/8	7	4	1	11	1	9	0	0

A breakthrough (BT) is an additional information for goals that have been achieved from the backcourt. The number of these goals will not be included in the sum of the goals of a player.

Goalkeepers		Shot (saves)							
No	Name	Total	7m	6m	9m	Wing	PV	Fast breaks	Breakthrough
16	Misha, Biedermann	-% (0 / 0)	-% (0 / 0)	-% (0 / 0)	-% (0 / 0)	-% (0 / 0)	-% (0 / 0)	-% (0 / 0)	-% (0 / 0)
36	Fabry, Samuel	30% (7 / 23)	20% (1 / 5)	0% (0 / 3)	50% (2 / 4)	44% (4 / 9)	0% (0 / 1)	0% (0 / 1)	0% (0 / 2)
62	Nimanaj, Arianit	9% (1 / 11)	0% (0 / 1)	0% (0 / 1)	0% (0 / 3)	33% (1 / 3)	0% (0 / 1)	0% (0 / 2)	0% (0 / 1)
		24% (8 / 34)	17% (1 / 6)	0% (0 / 4)	29% (2 / 7)	42% (5 / 12)	0% (0 / 2)	0% (0 / 3)	0% (0 / 3)

Team shots	Goals	Saved	Missed	Post	Blocked	Total	Efficiency
7m shots	13	0	0	0	0	13/13	100%
6m shots	7	1	1	0	1	7/10	70%
9m shots	2	1	0	0	0	2/3	67%
Wing shots	8	1	0	2	0	8/12	67%
Pivot	5	0	0	0	0	5/5	100%
Fast breaks	1	0	0	0	0	1/1	100%
Breakthrough	7	0	0	0	0	7/8	88%
	37	3	4	2	1	37/45	82%

LEGEND

PV	Pivot shots
FB	All fast breaks
BT	Breakthrough
TF	Technical fault
ST	Steals
BS	Blocked shots
AS	Assist
YC	Yellow cards
2min	2 Minute suspension
RC	Red cards
BC	Blue cards

It is possible in individual cases, that differences between the sum of individual player statistics and team statistics occur. The reason is that due to the speed of a handball game at individual events our scouts can not assign the player data correctly.



UHC Hollabrunn

ENDED

37 : 28

(17 : 18)

HSG Graz



Players			Shots (goals)								Others				Penalties			
No	Name	Pos.	Total	7m	6m	9m	Wing	PV	FB	BT*	TF	ST	BS	AS	YC	2min	RC	BC
12	Eichberger, Thomas	TW	100% (1/1)															
16	Kolouch, Maximilian	TW	-% (0/0)															
7	Galina, Matej	RR	0% (0/2)		0/2					0/1	4			1				
10	Kelich, Max	KM	-% (0/0)															
13	Sonnleitner, Simon	RR	0% (0/1)				0/1											
14	Hofer, Markus	LA	71% (5/7)		1/1	1/1	3/4		0/1									
15	Offner, Paul	LA	73% (8/11)	5/6			2/4		1/1									
23	Belos, Nemanja	RL	70% (7/10)		2/2	5/8				2/2						1		
24	Schimmel, Florian	RR	50% (1/2)				0/1		1/1			1						
29	Schweighofer, Lukas	KM	100% (2/2)					2/2										
30	Schranz, Kilian	RM	-% (0/0)								1							
32	Kotar, Matic	RM	67% (2/3)			0/1	1/1		1/1		3			2		1		
33	Schweighofer, Leonhard	RM	-% (0/0)															
35	Juranic, Jura Egon	RL	100% (1/1)		1/1					1/1				1		2		
77	Jensterle, Jurij	RR	50% (1/2)				1/2						1	2		2		
93	Damjanoski, Borjan	RM	-% (0/0)															
0A	Pajicic, Goran																	
0B	Balomenos, Spyros																	
0C	Schweighofer, Lukas																	
			67% (28 /42)	5/6	4/6	6/10	7/13	2/2	3/4	3/4	8	1	1	6	0	6	0	0

A breakthrough (BT) is an additional information for goals that have been achieved from the backcourt. The number of these goals will not be included in the sum of the goals of a player.

Goalkeepers		Shot (saves)							
No	Name	Total	7m	6m	9m	Wing	PV	Fast breaks	Breakthrough
12	Eichberger, Thomas	9% (2 /23)	0% (0 /8)	0% (0 /4)	50% (1 /2)	14% (1 /7)	0% (0 /1)	0% (0 /1)	0% (0 /4)
16	Kolouch, Maximilian	6% (1 /16)	0% (0 /5)	25% (1 /4)	0% (0 /1)	0% (0 /2)	0% (0 /4)	-% (0 /0)	0% (0 /3)
		8% (3 /39)	0% (0 /13)	13% (1 /8)	33% (1 /3)	11% (1 /9)	0% (0 /5)	0% (0 /1)	0% (0 /7)

Team shots	Goals	Saved	Missed	Post	Blocked	Total	Efficiency
7m shots	5	1	0	0	0	5/6	83%
6m shots	4	0	0	1	1	4/6	67%
9m shots	6	2	2	0	0	6/10	60%
Wing shots	7	5	0	1	0	7/13	54%
Pivot	2	0	0	0	0	2/2	100%
Fast breaks	3	0	0	0	0	3/4	75%
Breakthrough	3	0	0	1	0	3/4	75%
	28	8	5	2	1	28/42	67%

LEGEND

PV	Pivot shots
FB	All fast breaks
BT	Breakthrough
TF	Technical fault
ST	Steals
BS	Blocked shots
AS	Assist
YC	Yellow cards
2min	2 Minute suspension
RC	Red cards
BC	Blue cards

It is possible in individual cases, that differences between the sum of individual player statistics and team statistics occur. The reason is that due to the speed of a handball game at individual events our scouts can not assign the player data correctly.