



Date: 22/11/25
Time: 19:30
Match: Round: 10. Matchday, Match ID: 62070620, Season: 25/26
Venue: Weinviertelarena
Referees: ,

MATCH-REPORT

HLA Meisterliga

www.hla.at

#GeballteLeidenschaft



UHC Hollabrunn

ENDED

32 : 30

(16 : 10)

HC BT-Fuchse



Top scorer: Cirar 9

2min: 3

Top scorer: Neuhold, Kuhn 7

2min: 7

SCORING EFFICIENCY: **63%**

7M EFFICIENCY

Total shots: 51



Goals: 32



Saved: 10



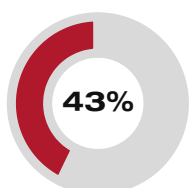
Missed: 5



Post: 4



Blocked: 1



3

7

Goals scored 7m awarded

Unsuccessful:

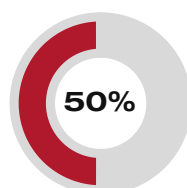
06:06 | 44 CIRAR (2) (BAR)

10:53 | 12 PAVLOV (2) (SAVE)

33:16 | 44 CIRAR (2) (BAR)

51:47 | 12 PAVLOV (2) (POST)

7M EFFICIENCY



3

6

Goals scored 7m awarded

Unsuccessful:

26:42 | 17 KUHN (2) (POST)

47:59 | 26 BREG (SAVE)

49:01 | 17 KUHN (2) (POST)

SCORING EFFICIENCY: **64%**

Total shots: 47



Goals: 30



Saved: 11



Missed: 3



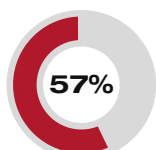
Post: 2



Blocked: 1



ATTACK SUCCESS



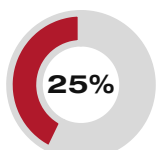
32

56

Goals scored

Attack*

GOALKEEPER EFFICIENCY



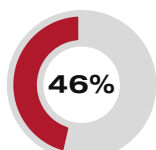
10

40

Saves

Shots on target

DEFENDING EFFICIENCY



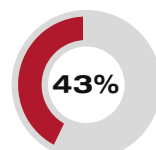
30

56

Goals conceded

Attack conceded*

DEFENDING EFFICIENCY



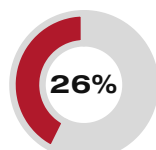
32

56

Goals conceded

Attack conceded*

GOALKEEPER EFFICIENCY



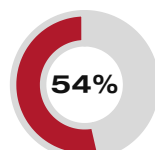
11

43

Saves

Shots on target

ATTACK SUCCESS



30

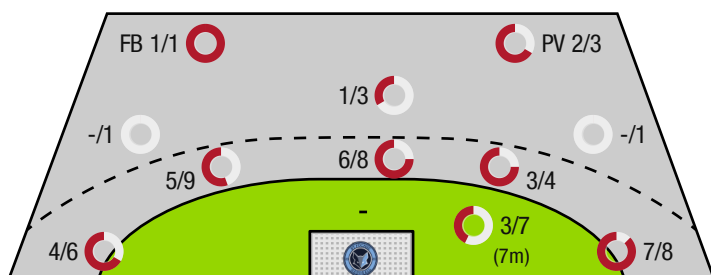
56

Goals scored

Attack*

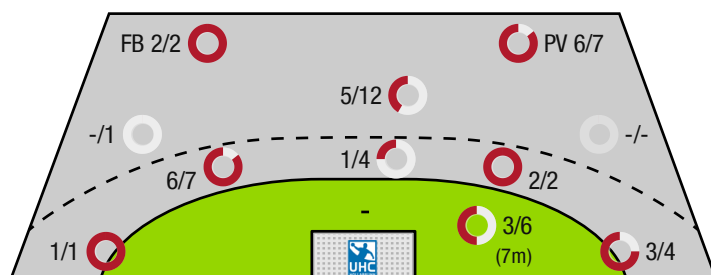
*Attack number is incremented on every change of ball possession.

UHC HOLLABRUNN - OFFENCE



FB - All fast breaks PV - Pivot shots

HC BT-FUCHSE - OFFENCE





UHC Hollabrunn

ENDED

32 : 30

(16 : 10)

HC BT-Fuchse



Players			Shots (goals)								Others				Penalties			
No	Name	Pos.	Total	7m	6m	9m	Wing	PV	FB	BT*	TF	ST	BS	AS	YC	2min	RC	BC
16	Misha, Biedermann	TW	-% (0/0)															
36	Fabry, Samuel	TW	-% (0/0)															
62	Nimanaj, Arianit	TW	-% (0/0)															
3	Irlacher, Felix	RA	-% (0/0)															
4	Furst, Moritz	LA	0% (0/1)		0/1													
6	Weiss, Paul	RA	-% (0/0)															
9	Simic, Ante	RL	55% (6/11)		5/8	1/3				4/6	1			1				
11	Falthansl-Scheinecker, Florian	LA	63% (5/8)		1/2		4/6											
12	Pavlov, Hari	RR	60% (6/10)	2/4	4/5	0/1				3/4	2	1		2				
18	Lorenz, Manuel	LA	-% (0/0)															
19	Gal, Kristof	RL	-% (0/0)															
20	Lorenz, Fabian	RL	100% (1/1)		1/1					1/1								
22	Safranko, Rudolf Zvonimir	RM	75% (3/4)		3/4					2/2	3	1	1	8				
40	Hauck, Simon		-% (0/0)															
44	Cirar, Gal	RA	75% (9/12)	1/3			7/8		1/1							1	1	
71	Mitkov, Vlatko	RR	-% (0/0)												1			
99	Arsenovski, Filip	KM	50% (2/4)			0/1		2/3			1					2		
0A	Gedinger, Gerhard																	
0B	Mitkov, Vlatko														1			
0C	Forrai, Daniel																	
0D	Strasser, Y																	
			63% (32/51)	3/7	14/21	1/5	11/14	2/3	1/1	10/13	7	2	1	11	1	3	1	0

A breakthrough (BT) is an additional information for goals that have been achieved from the backcourt. The number of these goals will not be included in the sum of the goals of a player.

Goalkeepers			Shot (saves)						
No	Name	Total	7m	6m	9m	Wing	PV	Fast breaks	Breakthrough
16	Misha, Biedermann	-% (0/0)	-% (0/0)	-% (0/0)	-% (0/0)	-% (0/0)	-% (0/0)	-% (0/0)	-% (0/0)
36	Fabry, Samuel	33% (1/3)	-% (0/0)	0% (0/1)	100% (1/1)	0% (0/1)	-% (0/0)	-% (0/0)	0% (0/1)
62	Nimanaj, Arianit	26% (10/38)	25% (1/4)	20% (2/10)	50% (5/10)	25% (1/4)	14% (1/7)	0% (0/2)	22% (2/9)
		27% (11/41)	25% (1/4)	18% (2/11)	55% (6/11)	20% (1/5)	14% (1/7)	0% (0/2)	20% (2/10)

Team shots	Goals	Saved	Missed	Post	Blocked	Total	Efficiency
7m shots	3	1	0	3	0	3/7	43%
6m shots	14	6	0	1	0	14/21	67%
9m shots	1	1	2	0	1	1/5	20%
Wing shots	11	2	0	0	0	11/14	79%
Pivot	2	0	0	0	0	2/3	67%
Fast breaks	1	0	0	0	0	1/1	100%
Breakthrough	10	2	0	1	0	10/13	77%
	32	10	5	4	1	32/51	63%

LEGEND

PV	Pivot shots
FB	All fast breaks
BT	Breakthrough
TF	Technical fault
ST	Steals
BS	Blocked shots
AS	Assist
YC	Yellow cards
2min	2 Minute suspension
RC	Red cards
BC	Blue cards

It is possible in individual cases, that differences between the sum of individual player statistics and team statistics occur. The reason is that due to the speed of a handball game at individual events our scouts can not assign the player data correctly.



UHC Hollabrunn

ENDED

32 : 30

(16 : 10)

HC BT-Fuchse



Players			Shots (goals)								Others				Penalties			
No	Name	Pos.	Total	7m	6m	9m	Wing	PV	FB	BT*	TF	ST	BS	AS	YC	2min	RC	BC
24	Mitterdorfer, Julian	TW	-% (0/0)											1				
46	Kroiss, Jan	TW	-% (0/0)															
2	Meleschnig, Clemens	KM	80% (4/5)					4/5			1				2			
3	Nenadic,Thomas	RM	25% (1/4)		1/4					1/4	1							
4	Philipp, Nenadic	LA	-% (0/0)															
13	Tsakouridis, Christoforos	RM	67% (4/6)		1/1	2/4		1/1		1/1	2			2	2			
17	Kuhn,Thomas	LA	78% (7/9)	3/5	1/1		1/1		2/2		1	1			1			
26	Breg, Martin	RA	60% (3/5)	0/1			3/4				1				1			
27	Hofstatter, Florian	RM	-% (0/0)															
39	Rastoder,Adel	RL	0% (0/2)		0/1	0/1				0/1					1	1		
42	Schiffleitner, Julian	RR	75% (3/4)		2/2	1/2				2/2	2			1				
79	Jankovic, Sandro	KM	-% (0/0)															
94	Neuhold, Christoph	RM	64% (7/11)		4/4	2/6				4/4	2			4				
95	Sabazgiraev, Hazbulat	KM	100% (1/1)					1/1					1					
0A	Kabilagic, Nihad																	
0B	Teras, Benjamin																	
0C	Santos, Raul																	
0D	Marinovic, Luka														1			
			64% (30 / 47)	3/6	9/13	5/13	4/5	6/7	2/2	8/12	10	1	1	8	1	7	1	0

A breakthrough (BT) is an additional information for goals that have been achieved from the backcourt. The number of these goals will not be included in the sum of the goals of a player.

Goalkeepers			Shot (saves)						
No	Name	Total	7m	6m	9m	Wing	PV	Fast breaks	Breakthrough
24	Mitterdorfer, Julian	29% (7 / 24)	-% (0 / 0)	33% (4 / 12)	50% (1 / 2)	22% (2 / 9)	0% (0 / 1)	-% (0 / 0)	17% (1 / 6)
46	Kroiss, Jan	17% (3 / 18)	25% (1 / 4)	25% (2 / 8)	-% (0 / 0)	0% (0 / 4)	0% (0 / 1)	0% (0 / 1)	17% (1 / 6)
		24% (10 / 42)	25% (1 / 4)	30% (6 / 20)	50% (1 / 2)	15% (2 / 13)	0% (0 / 2)	0% (0 / 1)	17% (2 / 12)

Team shots	Goals	Saved	Missed	Post	Blocked	Total	Efficiency
7m shots	3	1	0	2	0	3/6	50%
6m shots	9	2	2	0	0	9/13	69%
9m shots	5	6	1	0	1	5/13	38%
Wing shots	4	1	0	0	0	4/5	80%
Pivot	6	1	0	0	0	6/7	86%
Fast breaks	2	0	0	0	0	2/2	100%
Breakthrough	8	2	0	0	0	8/12	67%
	30	11	3	2	1	30/47	64%

LEGEND

PV	Pivot shots
FB	All fast breaks
BT	Breakthrough
TF	Technical fault
ST	Steals
BS	Blocked shots
AS	Assist
YC	Yellow cards
2min	2 Minute suspension
RC	Red cards
BC	Blue cards

It is possible in individual cases, that differences between the sum of individual player statistics and team statistics occur. The reason is that due to the speed of a handball game at individual events our scouts can not assign the player data correctly.