



Date: 22/11/25
Time: 19:00
Match: Round: 10. Matchday, Match ID: 62070624, Season: 25/26
Venue: Ballspielhalle Ferlach
Referees: ,

MATCH-REPORT

HLA Meisterliga

www.hla.at

#GeballteLeidenschaft



SC Ferlach

ENDED
29 : 28
(13 : 13)

HC Linz AG



Top scorer: Leban, Nosan **9**

2min: **4**

Top scorer: Klimavets, Mostl **7**

2min: **3**

SCORING EFFICIENCY: **71%**

7M EFFICIENCY

Total shots: 41



Goals: 29



Saved: 6



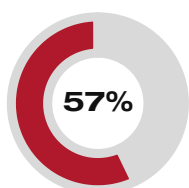
Missed: 3



Post: 2



Blocked: 2



4

7

Goals scored 7m awarded

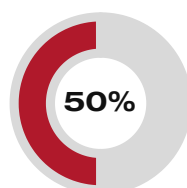
Unsuccessful:

05:55 | 81 MILICEVIC (SAVE)

18:07 | 10 PERKUSIC (SAVE)

34:09 | 93 NOSAN (OFF)

7M EFFICIENCY



2

4

Goals scored 7m awarded

Unsuccessful:

50:50 | 93 KLIMAVETS (SAVE)

58:28 | 3 MOSTL (SAVE)

SCORING EFFICIENCY: **60%**

Total shots: 47



Goals: 28



Saved: 14



Missed: 2



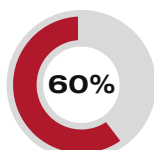
Post: 0



Blocked: 3



ATTACK SUCCESS



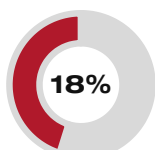
29

48

Goals scored

Attack*

GOALKEEPER EFFICIENCY



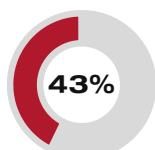
6

34

Saves

Shots on target

DEFENDING EFFICIENCY



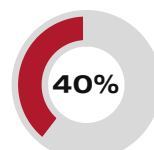
28

49

Goals conceded

Attack conceded*

DEFENDING EFFICIENCY



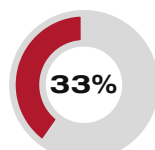
29

48

Goals conceded

Attack conceded*

GOALKEEPER EFFICIENCY



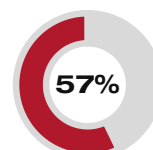
14

43

Saves

Shots on target

ATTACK SUCCESS



28

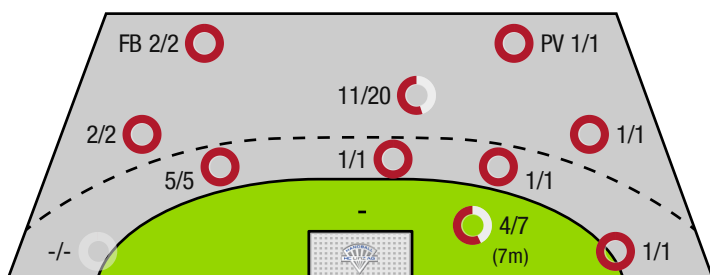
49

Goals scored

Attack*

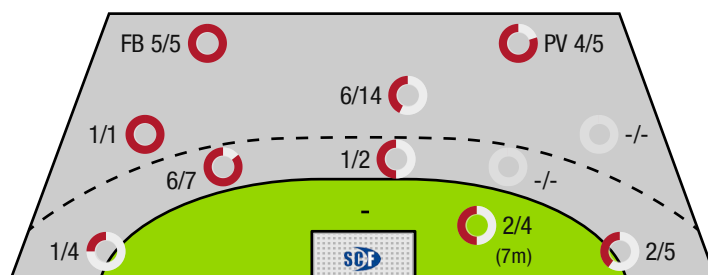
*Attack number is incremented on every change of ball possession.


SC FERLACH - OFFENCE



FB - All fast breaks PV - Pivot shots

HC LINZ AG - OFFENCE






SC Ferlach

ENDED

29 : 28

(13 : 13)

HC Linz AG



Players			Shots (goals)								Others				Penalties			
No	Name	Pos.	Total	7m	6m	9m	Wing	PV	FB	BT*	TF	ST	BS	AS	YC	2min	RC	BC
1	Dobaj, Gasper	TW	-% (0/0)															
92	Jakob, Kelich	TW	-% (0/0)															
96	Konecny, Michal Martin	TW	-% (0/0)															
6	Krobath, Leander	RL	0% (0/1)			0/1								2				
8	Knapp, Simon	KM	-% (0/0)										3			2		
10	Perkusic, Toni	RR	40% (6/15)	0/1		6/14					3			5				
13	Gysin, David	RR	100% (1/1)		1/1						1			1		1		
15	Besser, Noel	RL	-% (0/0)															
18	Jesacher, Michael		-% (0/0)															
21	Gartner, Tine	RA	100% (1/1)				1/1							1				
25	Ploner, Florian	LA	100% (1/1)						1/1									
27	Pernovsek, Luka	RA	-% (0/0)															
57	Leban, Patrik	RM	100% (9/9)		4/4	5/5					1			9				
66	Zechner, Fabio		-% (0/0)															
81	Milicevic, Adrian	KM	67% (2/3)	1/2				1/1			2			2				
93	Nosan, Blaz	RM	90% (9/10)	3/4	2/2	3/3			1/1		1			5		1		
0A	Barisic, Miro																	
0B	Begus, Robert																	
0C	Holz, Christoph																	
			71% (29/41)	4/7	7/7	14/23	1/1	1/1	2/2	0/0	8	0	3	25	0	4	0	0

A breakthrough (BT) is an additional information for goals that have been achieved from the backcourt. The number of these goals will not be included in the sum of the goals of a player.

Goalkeepers		Shot (saves)							
No	Name	Total	7m	6m	9m	Wing	PV	Fast breaks	Breakthrough
1	Dobaj, Gasper	32% (10/31)	50% (1/2)	13% (1/8)	44% (4/9)	57% (4/7)	0% (0/4)	0% (0/1)	-% (0/0)
92	Jakob, Kelich	-% (0/0)	-% (0/0)	-% (0/0)	-% (0/0)	-% (0/0)	-% (0/0)	-% (0/0)	-% (0/0)
96	Konecny, Michal Martin	36% (4/11)	50% (1/2)	-% (0/0)	33% (1/3)	100% (2/2)	-% (0/0)	0% (0/4)	-% (0/0)
		33% (14/42)	50% (2/4)	13% (1/8)	42% (5/12)	67% (6/9)	0% (0/4)	0% (0/5)	-% (0/0)

Team shots	Goals	Saved	Missed	Post	Blocked	Total	Efficiency
7m shots	4	2	1	0	0	4/7	57%
6m shots	7	0	0	0	0	7/7	100%
9m shots	14	4	1	2	2	14/23	61%
Wing shots	1	0	0	0	0	1/1	100%
Pivot	1	0	0	0	0	1/1	100%
Fast breaks	2	0	0	0	0	2/2	100%
Breakthrough	0	0	0	0	0	0/0	NaN%
	29	6	3	2	2	29/41	71%

LEGEND	
PV	Pivot shots
FB	All fast breaks
BT	Breakthrough
TF	Technical fault
ST	Steals
BS	Blocked shots
AS	Assist
YC	Yellow cards
2min	2 Minute suspension
RC	Red cards
BC	Blue cards

It is possible in individual cases, that differences between the sum of individual player statistics and team statistics occur. The reason is that due to the speed of a handball game at individual events our scouts can not assign the player data correctly.

ENDED



SC Ferlach

29 : 28
(13 : 13)

HC Linz AG



Players			Shots (goals)								Others				Penalties			
No	Name	Pos.	Total	7m	6m	9m	Wing	PV	FB	BT*	TF	ST	BS	AS	YC	2min	RC	BC
16	Zwicklhuber, David	TW	-% (0/0)															
23	Kishou,Aliaksei	TW	-% (0/0)										1	1				
3	Mostl, C	RL	70% (7/10)	1/2	2/2	4/6								6				
7	Mitterrutzer, Boris	LA	-% (0/0)															
14	Palan, Fabian	RR	100% (2/2)				1/1		1/1									
19	Moser, Nils	RA	40% (2/5)				1/4		1/1									
21	Gregoric, Leon	KM	100% (2/2)					2/2			1			2		1		
26	Fizuleto, Lucijan	RM	50% (4/8)		2/2	1/4		0/1	1/1					9		1		
33	Bohm, Elmar	LA	40% (2/5)		1/1		1/4											
67	Bryslawski, F	RL	-% (0/0)								1					1	1	
92	Stojanovic, Jadranko	KM	67% (2/3)		0/1			2/2										
93	Klimavets, Andrei	RL	58% (7/12)	1/2	2/3	2/5			2/2		3		1	7				
0A	Berger, Franz																	
0B	Vunjak, Milan																	
0C	Kainz, Franz																	
			60% (28 /47)	2/4	7/9	7/15	3/9	4/5	5/5	0/0	5	0	2	25	0	3	1	0

A breakthrough (BT) is an additional information for goals that have been achieved from the backcourt. The number of these goals will not be included in the sum of the goals of a player.

Goalkeepers		Shot (saves)							
No	Name	Total	7m	6m	9m	Wing	PV	Fast breaks	Breakthrough
16	Zwicklhuber, David	-% (0 /0)	-% (0 /0)	-% (0 /0)	-% (0 /0)	-% (0 /0)	-% (0 /0)	-% (0 /0)	-% (0 /0)
23	Kishou,Aliaksei	17% (6 /35)	33% (2 /6)	0% (0 /7)	22% (4 /18)	0% (0 /1)	0% (0 /1)	0% (0 /2)	-% (0 /0)
		17% (6 /35)	33% (2 /6)	0% (0 /7)	22% (4 /18)	0% (0 /1)	0% (0 /1)	0% (0 /2)	-% (0 /0)

Team shots	Goals	Saved	Missed	Post	Blocked	Total	Efficiency
7m shots	2	2	0	0	0	2/4	50%
6m shots	7	1	1	0	0	7/9	78%
9m shots	7	5	0	0	3	7/15	47%
Wing shots	3	6	0	0	0	3/9	33%
Pivot	4	0	0	0	0	4/5	80%
Fast breaks	5	0	0	0	0	5/5	100%
Breakthrough	0	0	0	0	0	0/0	NaN%
	28	14	2	0	3	28/47	60%

LEGEND

PV	Pivot shots
FB	All fast breaks
BT	Breakthrough
TF	Technical fault
ST	Steals
BS	Blocked shots
AS	Assist
YC	Yellow cards
2min	2 Minute suspension
RC	Red cards
BC	Blue cards

It is possible in individual cases, that differences between the sum of individual player statistics and team statistics occur. The reason is that due to the speed of a handball game at individual events our scouts can not assign the player data correctly.