



Date: 26/11/25
Time: 18:30
Match: Round: 10. Matchday, Match ID: 62070626, Season: 25/26
Venue: Sporthalle Schwaz Ost
Referees: ,

MATCH-REPORT

HLA Meisterliga

www.hla.at

#GeballteLeidenschaft



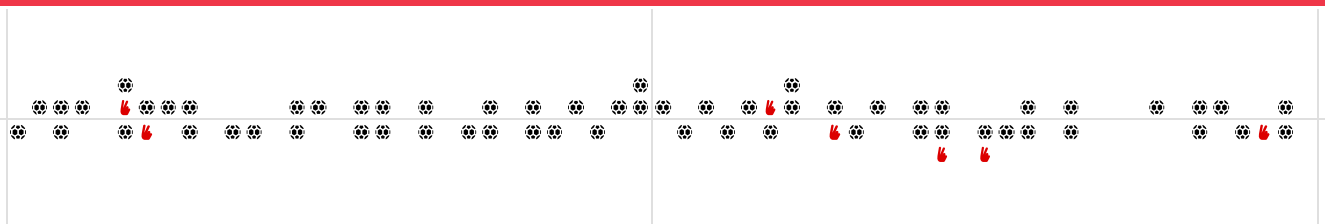
Handball Tirol

ENDED

33 : 28

(18 : 15)

JAGS Voslau



Top scorer: Medic 8

2min: 2

Top scorer: Kovacec 10

2min: 5

SCORING EFFICIENCY: **72%**

7M EFFICIENCY

Total shots: 46



Goals: 33



Saved: 10



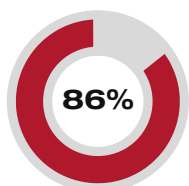
Missed: 2



Post: 0



Blocked: 1



6

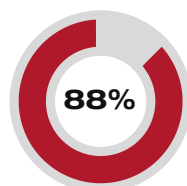
7

Goals scored

7m awarded

Unsuccessful:
58:01 | 8 SPENDIER (SAVE)

7M EFFICIENCY



7

8

Goals scored

7m awarded

Unsuccessful:
37:16 | 41 KOVACEC (SAVE)

SCORING EFFICIENCY: **61%**

Total shots: 46



Goals: 28



Saved: 13



Missed: 4



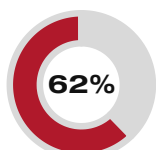
Post: 2



Blocked: 1



ATTACK SUCCESS



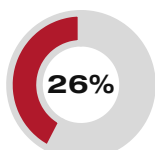
33

53

Goals scored

Attack*

GOALKEEPER EFFICIENCY



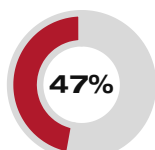
10

38

Saves

Shots on target

DEFENDING EFFICIENCY



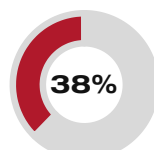
28

53

Goals conceded

Attack conceded*

DEFENDING EFFICIENCY



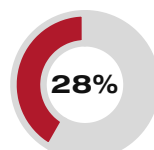
33

53

Goals conceded

Attack conceded*

GOALKEEPER EFFICIENCY



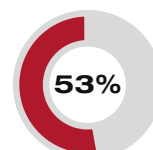
13

46

Saves

Shots on target

ATTACK SUCCESS



28

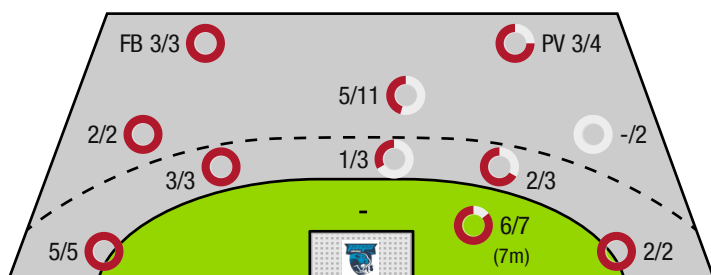
53

Goals scored

Attack*

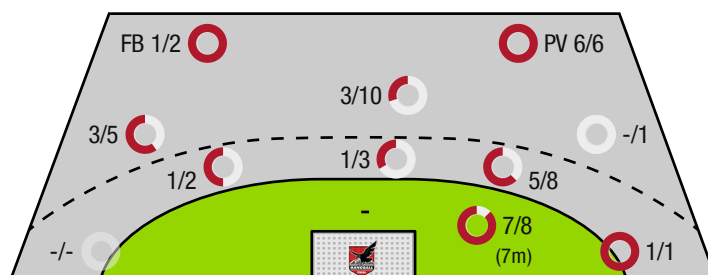
*Attack number is incremented on every change of ball possession.

HANDBALL TIROL - OFFENCE



FB - All fast breaks PV - Pivot shots

JAGS VOSLAU - OFFENCE





Handball Tirol

ENDED

33 : 28

(18 : 15)

JAGS Voslau



Players			Shots (goals)								Others				Penalties			
No	Name	Pos.	Total	7m	6m	9m	Wing	PV	FB	BT*	TF	ST	BS	AS	YC	2min	RC	BC
12	Alber, Tobias	TW	-% (0/0)															
52	Tanic, Boris	TW	-% (0/0)															
5	Hiemstra, Jelte	RM	-% (0/0)															
6	Petrusic, Emanuel	KM	67% (2/3)					2/3										
8	Spendier, Sebastian	RM	57% (4/7)	1/2	0/1	1/2			1/1	0/1		1		2				
17	Peric, Filip	RA	100% (3/3)	3/3														
19	Medic, Petar	RR	89% (8/9)	2/2	3/3	3/4				3/3	1					1		
21	Jochimsen, Philipp	LA	100% (4/4)		1/1		2/2		1/1									
22	Lechleitner, Luca	RR	40% (2/5)		0/1	2/4												
26	Miskovez, Michael	RR	-% (0/0)										1			1		
32	Grothues, Tobias	RL	25% (1/4)			1/4					1							
35	Wagner, Thomas	RM	50% (1/2)		1/1	0/1				1/1	1	1		2				
47	Benjamin, Erhard	LA	-% (0/0)															
77	Prader, Lukas	LA	100% (7/7)		1/1		5/5		1/1		1	1						
97	Kofler, Samuel	KM	100% (1/1)					1/1										
99	Demmerer, Johannes	RR	0% (0/1)		0/1					0/1	3							
0A	Riemann, Benjamin																	
0B	Jauernik, Christoph																	
0C	Poostchi, Pooya																	
			72% (33 /46)	6/7	6/9	7/15	7/7	3/4	3/3	4/6	7	3	1	4	0	2	0	0

A breakthrough (BT) is an additional information for goals that have been achieved from the backcourt. The number of these goals will not be included in the sum of the goals of a player.

Goalkeepers		Shot (saves)							
No	Name	Total	7m	6m	9m	Wing	PV	Fast breaks	Breakthrough
12	Alber, Tobias	0% (0 /3)	0% (0 /3)	-% (0 /0)	-% (0 /0)	-% (0 /0)	-% (0 /0)	-% (0 /0)	-% (0 /0)
52	Tanic, Boris	34% (13 /38)	20% (1 /5)	36% (4 /11)	54% (7 /13)	0% (0 /1)	0% (0 /6)	50% (1 /2)	33% (3 /9)
		32% (13 /41)	13% (1 /8)	36% (4 /11)	54% (7 /13)	0% (0 /1)	0% (0 /6)	50% (1 /2)	33% (3 /9)

Team shots	Goals	Saved	Missed	Post	Blocked	Total	Efficiency
7m shots	6	1	0	0	0	6/7	86%
6m shots	6	2	1	0	0	6/9	67%
9m shots	7	6	1	0	1	7/15	47%
Wing shots	7	0	0	0	0	7/7	100%
Pivot	3	1	0	0	0	3/4	75%
Fast breaks	3	0	0	0	0	3/3	100%
Breakthrough	4	1	0	0	0	4/6	67%
	33	10	2	0	1	33/46	72%

LEGEND

PV	Pivot shots
FB	All fast breaks
BT	Breakthrough
TF	Technical fault
ST	Steals
BS	Blocked shots
AS	Assist
YC	Yellow cards
2min	2 Minute suspension
RC	Red cards
BC	Blue cards

It is possible in individual cases, that differences between the sum of individual player statistics and team statistics occur. The reason is that due to the speed of a handball game at individual events our scouts can not assign the player data correctly.



Handball Tirol

ENDED

33 : 28

(18 : 15)

JAGS Voslau



Players			Shots (goals)								Others				Penalties			
No	Name	Pos.	Total	7m	6m	9m	Wing	PV	FB	BT*	TF	ST	BS	AS	YC	2min	RC	BC
1	Bauer,Thomas	TW	-% (0/0)															
61	Kaiper,Florian	TW	-% (0/0)															
4	Giner Duran,Roger	RA	100% (1/1)				1/1											
9	Abrahao, Leonardo	RM	57% (4/7)	2/2	2/3	0/2				1/2	2			1				
11	Muck, Raphael	RA	43% (3/7)		3/6	0/1				3/6								
14	Scheicher, Emil	RR	-% (0/0)													1		
17	Dika, Mateo	RA	60% (3/5)			2/4			1/1		1			3				
23	Barta, Christoph	RA	-% (0/0)															
34	Bachmann, Moritz	RL	0% (0/2)		0/1				0/1			1						
41	Kovacec, Jan	RM	59% (10/17)	5/6	2/3	3/8				2/3	4			2		1		
55	Mendonca, Eduardo	KM	100% (6/6)					6/6			2		1					
59	Baxter, John	RL	100% (1/1)			1/1												
66	Doblhoff- deir, Moritz	RL	-% (0/0)													1		
68	Schartel, Fabian	LA	-% (0/0)															
84	Dell, Jonas	RL	-% (0/0)															
95	Kirveliavicius, Romas	RL	-% (0/0)													2		
0A	Eberl, Roland																	
0B	Salvat Sanchez, Sebastian																	
0C	Riedner, Julian																	
0D	Rothenberger, Benjamin																	
			61% (28/46)	7/8	7/13	6/16	1/1	6/6	1/2	6/11	9	1	1	6	0	5	0	0

A breakthrough (BT) is an additional information for goals that have been achieved from the backcourt. The number of these goals will not be included in the sum of the goals of a player.

Goalkeepers		Shot (saves)							
No	Name	Total	7m	6m	9m	Wing	PV	Fast breaks	Breakthrough
1	Bauer,Thomas	32% (9/28)	25% (1/4)	20% (1/5)	67% (6/9)	0% (0/4)	25% (1/4)	0% (0/1)	0% (0/3)
61	Kaiper,Florian	7% (1/15)	0% (0/3)	33% (1/3)	0% (0/4)	0% (0/3)	-% (0/0)	0% (0/2)	50% (1/2)
		23% (10/43)	14% (1/7)	25% (2/8)	46% (6/13)	0% (0/7)	25% (1/4)	0% (0/3)	20% (1/5)

Team shots	Goals	Saved	Missed	Post	Blocked	Total	Efficiency
7m shots	7	1	0	0	0	7/8	88%
6m shots	7	4	1	1	0	7/13	54%
9m shots	6	7	1	1	1	6/16	38%
Wing shots	1	0	0	0	0	1/1	100%
Pivot	6	0	0	0	0	6/6	100%
Fast breaks	1	1	0	0	0	1/2	50%
Breakthrough	6	3	0	1	0	6/11	55%
	28	13	4	2	1	28/46	61%

LEGEND

PV	Pivot shots
FB	All fast breaks
BT	Breakthrough
TF	Technical fault
ST	Steals
BS	Blocked shots
AS	Assist
YC	Yellow cards
2min	2 Minute suspension
RC	Red cards
BC	Blue cards

It is possible in individual cases, that differences between the sum of individual player statistics and team statistics occur. The reason is that due to the speed of a handball game at individual events our scouts can not assign the player data correctly.