



Date: 22/11/25
Time: 19:00
Match: Round: 10. Matchday, Match ID: 62070630, Season: 25/26
Venue: Raiffeisen Sportpark
Referees: ,

MATCH-REPORT

HLA Meisterliga

www.hla.at

#GeballteLeidenschaft



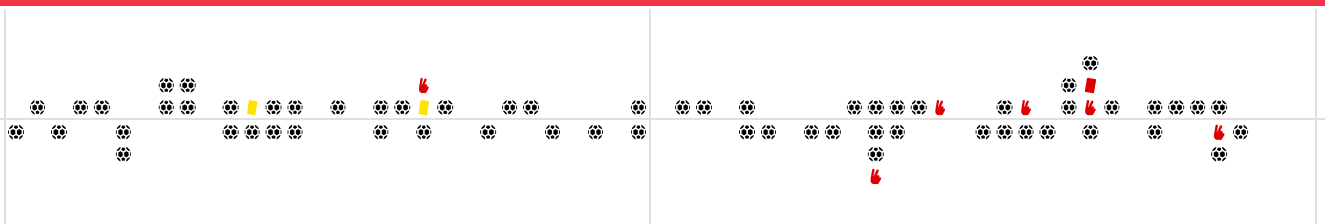
HSG Graz

ENDED

33 : 29

(17 : 14)

Bregenz Handball



Top scorer: Belos 8

2min: 4

Top scorer: Monch 10

2min: 2

SCORING EFFICIENCY: **66%**

7M EFFICIENCY

Total shots: 50



Goals: 33



Saved: 11



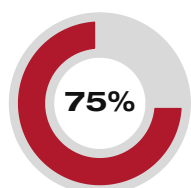
Missed: 5



Post: 2



Blocked: 1



3

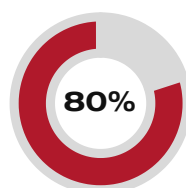
4

Goals scored

7m awarded

Unsuccessful:
22:37 | 15 OFFNER (SAVE)

7M EFFICIENCY



4

5

Goals scored

7m awarded

Unsuccessful:
21:51 | 13 DUMCIUS (SAVE)

SCORING EFFICIENCY: **55%**

Total shots: 53



Goals: 29



Saved: 14



Missed: 8



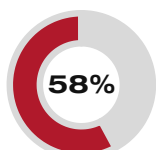
Post: 2



Blocked: 2



ATTACK SUCCESS



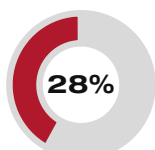
33

57

Goals scored

Attack*

GOALKEEPER EFFICIENCY



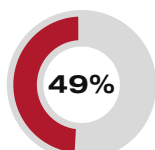
11

40

Saves

Shots on target

DEFENDING EFFICIENCY



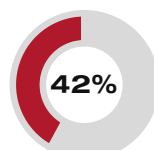
29

57

Goals conceded

Attack conceded*

DEFENDING EFFICIENCY



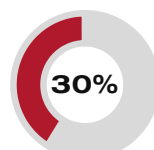
33

57

Goals conceded

Attack conceded*

GOALKEEPER EFFICIENCY



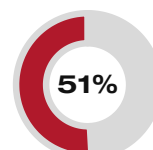
14

47

Saves

Shots on target

ATTACK SUCCESS



29

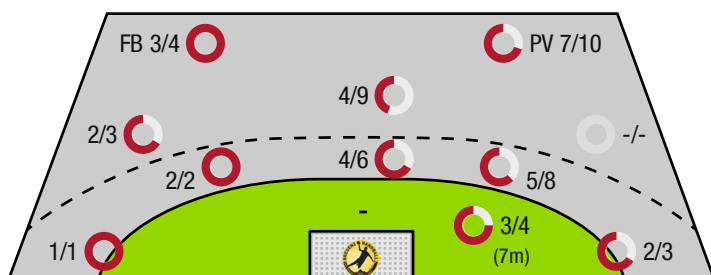
57

Goals scored

Attack*

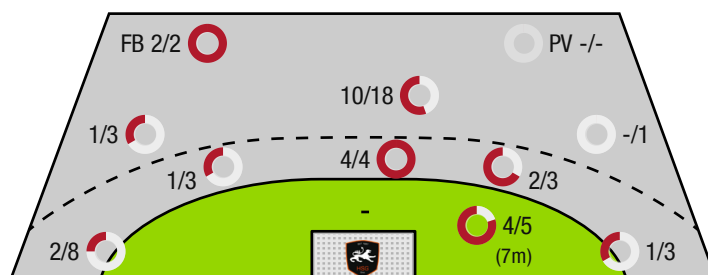
*Attack number is incremented on every change of ball possession.

HSG GRAZ - OFFENCE



FB - All fast breaks PV - Pivot shots

BREGENZ HANDBALL - OFFENCE





HSG Graz

ENDED

33 : 29

(17 : 14)

Bregenz Handball



Players			Shots (goals)								Others				Penalties			
No	Name	Pos.	Total	7m	6m	9m	Wing	PV	FB	BT*	TF	ST	BS	AS	YC	2min	RC	BC
12	Eichberger, Thomas	TW	-% (0/0)								1							
16	Kolouch, Maximilian	TW	-% (0/0)															
7	Galina, Matej	RR	0% (0/1)		0/1						2			3				
10	Kelich, Max	KM	-% (0/0)															
13	Sonnleitner, Simon	RR	-% (0/0)															
14	Hofer, Markus	LA	0% (0/1)						0/1		1							
15	Offner, Paul	LA	86% (6/7)	3/4			1/1	1/1	1/1									
19	Rosenberger, Paul	RR	-% (0/0)															
23	Belos, Nemanja	RL	67% (8/12)		4/4	4/8				3/3	1		1	3				
24	Schimmel, Florian	RR	-% (0/0)															
29	Schweighofer, Lukas	KM	67% (6/9)					6/9			2					1		
30	Schranz, Kilian	RM	0% (0/4)		0/3	0/1				0/2								
32	Kotar, Matic	RM	83% (5/6)		3/3	1/2			1/1	3/3	2	2		3	1			
35	Juranic, Jura Egon	RL	80% (4/5)		3/4				1/1	3/4				2	1	1	1	
77	Jensterle, Jurij	RR	80% (4/5)		1/1	1/1	2/3					1	1	1		1		
93	Damjanoski, Borjan	RM	-% (0/0)															
0A	Pajicic, Goran																	
0B	Balomenos, Spyros																	
0C	Kocic, Amel																	
0D	Vurcer, Matthias																	
			66% (33 /50)	3/4	11/16	6/12	3/4	7/10	3/4	9/12	9	3	2	12	2	4	1	0

A breakthrough (BT) is an additional information for goals that have been achieved from the backcourt. The number of these goals will not be included in the sum of the goals of a player.

Goalkeepers		Shot (saves)							
No	Name	Total	7m	6m	9m	Wing	PV	Fast breaks	Breakthrough
12	Eichberger, Thomas	34% (14 /41)	20% (1 /5)	30% (3 /10)	35% (6 /17)	57% (4 /7)	-% (0 /0)	0% (0 /2)	20% (1 /5)
16	Kolouch, Maximilian	-% (0 /0)	-% (0 /0)	-% (0 /0)	-% (0 /0)	-% (0 /0)	-% (0 /0)	-% (0 /0)	-% (0 /0)
		34% (14 /41)	20% (1 /5)	30% (3 /10)	35% (6 /17)	57% (4 /7)	-% (0 /0)	0% (0 /2)	20% (1 /5)

Team shots	Goals	Saved	Missed	Post	Blocked	Total	Efficiency
7m shots	3	1	0	0	0	3/4	75%
6m shots	11	4	0	1	0	11/16	69%
9m shots	6	3	2	0	1	6/12	50%
Wing shots	3	1	0	0	0	3/4	75%
Pivot	7	2	0	0	0	7/10	70%
Fast breaks	3	0	0	1	0	3/4	75%
Breakthrough	9	2	0	1	0	9/12	75%
	33	11	5	2	1	33/50	66%

LEGEND

PV	Pivot shots
FB	All fast breaks
BT	Breakthrough
TF	Technical fault
ST	Steals
BS	Blocked shots
AS	Assist
YC	Yellow cards
2min	2 Minute suspension
RC	Red cards
BC	Blue cards

It is possible in individual cases, that differences between the sum of individual player statistics and team statistics occur. The reason is that due to the speed of a handball game at individual events our scouts can not assign the player data correctly.



HSG Graz

ENDED

33 : 29

(17 : 14)

Bregenz Handball



Players			Shots (goals)								Others				Penalties			
No	Name	Pos.	Total	7m	6m	9m	Wing	PV	FB	BT*	TF	ST	BS	AS	YC	2min	RC	BC
1	Brkic, Berin	TW	-% (0/0)															
33	Bergmayer, Jonas	TW	-% (0/0)															
2	Monch, Louis	RM	71% (10/14)	1/1	3/5	5/7				2/2	3			4				
4	Drajewski, Jakub	RA	-% (0/0)															
6	Romei, Tommaso	RM	100% (1/1)						1/1									
7	Gunther, Niklas	LA	50% (1/2)				1/2											
9	Steurer-Wieser, Florian		33% (2/6)				1/5		1/1									
10	Bergmayer, Max	KM	-% (0/0)															
13	Dumcius, Mindaugas	RR	64% (9/14)	3/4	1/1	4/8				1/1	1			1		1		
24	Ulmer, Lukas	RL	0% (0/2)		0/1	0/1				0/1				1				
28	Predragovic, Srdjan	RR	33% (2/6)		1/1	0/1	1/3						1			1		
30	Svecak, Claudio	LA	-% (0/0)															
57	Ramic, Dian	RL	50% (4/8)		2/2	2/5	0/1			1/1								
0A	Rinnerthaler, Markus																	
0B	Tanaskovic, Marko																	
0C	Engel, Niklas																	
			55% (29/53)	4/5	7/10	11/22	3/11	0/0	2/2	4/5	6	0	1	6	0	2	0	0

A breakthrough (BT) is an additional information for goals that have been achieved from the backcourt. The number of these goals will not be included in the sum of the goals of a player.

Goalkeepers		Shot (saves)							
No	Name	Total	7m	6m	9m	Wing	PV	Fast breaks	Breakthrough
1	Brkic, Berin	-% (0 / 0)	-% (0 / 0)	-% (0 / 0)	-% (0 / 0)	-% (0 / 0)	-% (0 / 0)	-% (0 / 0)	-% (0 / 0)
33	Bergmayer, Jonas	25% (11 / 44)	25% (1 / 4)	27% (4 / 15)	33% (3 / 9)	25% (1 / 4)	22% (2 / 9)	0% (0 / 3)	18% (2 / 11)
		25% (11 / 44)	25% (1 / 4)	27% (4 / 15)	33% (3 / 9)	25% (1 / 4)	22% (2 / 9)	0% (0 / 3)	18% (2 / 11)

Team shots	Goals	Saved	Missed	Post	Blocked	Total	Efficiency
7m shots	4	1	0	0	0	4/5	80%
6m shots	7	3	0	0	0	7/10	70%
9m shots	11	6	2	1	2	11/22	50%
Wing shots	3	4	0	1	0	3/11	27%
Pivot	0	0	0	0	0	0/0	NaN%
Fast breaks	2	0	0	0	0	2/2	100%
Breakthrough	4	1	0	0	0	4/5	80%
		29	14	8	2	29/53	55%

LEGEND

PV	Pivot shots
FB	All fast breaks
BT	Breakthrough
TF	Technical fault
ST	Steals
BS	Blocked shots
AS	Assist
YC	Yellow cards
2min	2 Minute suspension
RC	Red cards
BC	Blue cards

It is possible in individual cases, that differences between the sum of individual player statistics and team statistics occur. The reason is that due to the speed of a handball game at individual events our scouts can not assign the player data correctly.