



Date: 29/11/25
Time: 19:00
Match: Round: 11. Matchday, Match ID: 62070634, Season: 25/26
Venue: Sporthalle Bruck/Mur
Referees: ,

MATCH-REPORT

HLA Meisterliga

www.hla.at

#GeballteLeidenschaft



HC BT-Fuchse

ENDED

30 : 29

(13 : 15)

Alpla HC Hard



Top scorer: Tsakouridis 6

2min: 2

Top scorer: Fritsch 9

2min: 3

SCORING EFFICIENCY: **77%**

7M EFFICIENCY

Total shots: 39



Goals: 30



Saved: 7



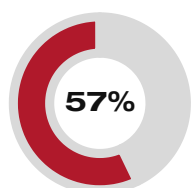
Missed: 1



Post: 0



Blocked: 1



4

7

Goals scored

7m awarded

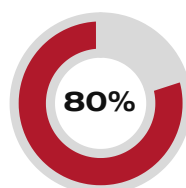
Unsuccessful:

09:53 | 17 KUHN (SAVE)

25:55 | 26 BREG (SAVE)

53:33 | 4 PHILIPP (SAVE)

7M EFFICIENCY



4

5

Goals scored

7m awarded

Unsuccessful:

37:55 | 9 TOKIC (SAVE)

SCORING EFFICIENCY: **64%**

Total shots: 45



Goals: 29



Saved: 9



Missed: 5



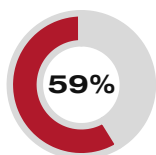
Post: 3



Blocked: 2



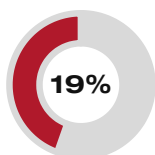
ATTACK SUCCESS



30

Attack*

GOALKEEPER EFFICIENCY



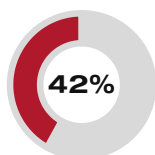
7

Saves

36

Shots on target

DEFENDING EFFICIENCY



29

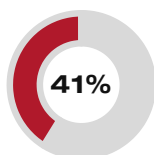
Goals conceded

50

Attack conceded*

*Attack number is incremented on every change of ball possession.

DEFENDING EFFICIENCY



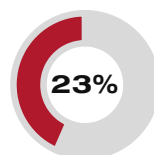
30

Goals conceded

51

Attack conceded*

GOALKEEPER EFFICIENCY



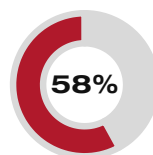
9

Saves

39

Shots on target

ATTACK SUCCESS



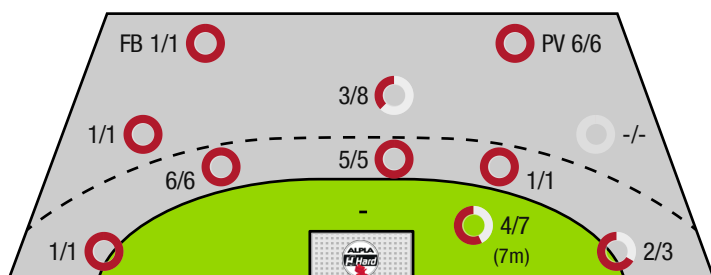
29

Goals scored

50

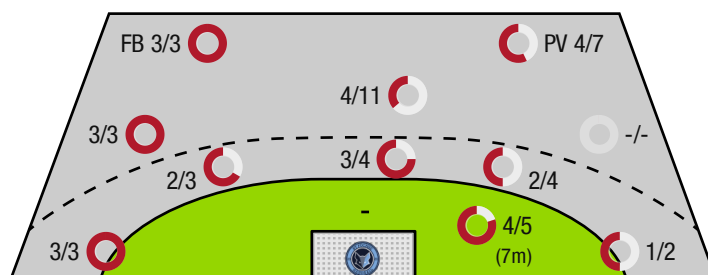
Attack*

HC BT-FUCHSE - OFFENCE



FB - All fast breaks PV - Pivot shots

ALPLA HC HARD - OFFENCE





HC BT-Fuchse

ENDED

30 : 29

(13 : 15)

Alpla HC Hard



Players			Shots (goals)								Others				Penalties			
No	Name	Pos.	Total	7m	6m	9m	Wing	PV	FB	BT*	TF	ST	BS	AS	YC	2min	RC	BC
24	Mitterdorfer, Julian	TW	-% (0/0)															
46	Kroiss, Jan	TW	-% (0/0)															
2	Meleschnig, Clemens	KM	100% (1/1)					1/1			1		1			1		
3	Nenadic, Thomas	RM	100% (4/4)		4/4					4/4				1				
4	Philipp, Nenadic	LA	80% (4/5)	4/5														
13	Tsakouridis, Christoforos	RM	60% (6/10)		4/4	2/6				3/4	1			4				
17	Kuhn, Thomas	LA	50% (2/4)	0/1	1/1	0/1	1/1											
26	Breg, Martin	RA	60% (3/5)	0/1			2/3		1/1		1	1						
27	Hofstatter, Florian	RM	-% (0/0)															
30	Kornsteiner	LA	-% (0/0)															
39	Rastoder, Adel	RL	100% (2/2)		1/1	1/1				1/1				2				
42	Schiffleitner, Julian	RR	-% (0/0)															
79	Jankovic, Sandro	KM	100% (5/5)					5/5			2							
94	Neuhold, Christoph	RM	100% (3/3)		2/2	1/1				2/2	3		1	2				
95	Sabazgirae, Hazbulat	KM	-% (0/0)								1							
0A	Kabilagic, Nihad																	
0B	Teras, Benjamin																	
0C	Santos, Raul																	
0D	Marinovic, Luka																	
			77% (30/39)	4/7	12/12	4/9	3/4	6/6	1/1	10/11	9	1	2	9	0	2	0	0

A breakthrough (BT) is an additional information for goals that have been achieved from the backcourt. The number of these goals will not be included in the sum of the goals of a player.

Goalkeepers		Shot (saves)							
No	Name	Total	7m	6m	9m	Wing	PV	Fast breaks	Breakthrough
24	Mitterdorfer, Julian	29% (8/28)	0% (0/2)	25% (2/8)	50% (4/8)	0% (0/3)	50% (2/4)	0% (0/3)	0% (0/3)
46	Kroiss, Jan	10% (1/10)	33% (1/3)	0% (0/1)	0% (0/3)	0% (0/1)	0% (0/2)	-% (0/0)	0% (0/2)
		24% (9/38)	20% (1/5)	22% (2/9)	36% (4/11)	0% (0/4)	33% (2/6)	0% (0/3)	0% (0/5)

Team shots	Goals	Saved	Missed	Post	Blocked	Total	Efficiency
7m shots	4	3	0	0	0	4/7	57%
6m shots	12	0	0	0	0	12/12	100%
9m shots	4	3	1	0	1	4/9	44%
Wing shots	3	1	0	0	0	3/4	75%
Pivot	6	0	0	0	0	6/6	100%
Fast breaks	1	0	0	0	0	1/1	100%
Breakthrough	10	1	0	0	0	10/11	91%
	30	7	1	0	1	30/39	77%

LEGEND

PV	Pivot shots
FB	All fast breaks
BT	Breakthrough
TF	Technical fault
ST	Steals
BS	Blocked shots
AS	Assist
YC	Yellow cards
2min	2 Minute suspension
RC	Red cards
BC	Blue cards

It is possible in individual cases, that differences between the sum of individual player statistics and team statistics occur. The reason is that due to the speed of a handball game at individual events our scouts can not assign the player data correctly.



HC BT-Fuchse

ENDED

30 : 29

(13 : 15)

Alpla HC Hard



Players			Shots (goals)								Others				Penalties			
No	Name	Pos.	Total	7m	6m	9m	Wing	PV	FB	BT*	TF	ST	BS	AS	YC	2min	RC	BC
12	Gurskis, Lukas	TW	-% (0/0)															
32	Doknic, Golub	TW	-% (0/0)											1				
7	Jonsson, Tryggvi Gardar	RL	-% (0/0)													1		
9	Tokic, Ante	RA	67% (4/6)	4/5			0/1				1			1		1		
11	Runarsson, Tumi	RM	20% (1/5)		0/1	1/4								4				
22	Babic, Dejan	KM	63% (5/8)					4/7	1/1					1				
25	Haunold, Marc-Andre	RL	-% (0/0)															
26	Piringer, Jannik	LA	100% (1/1)				1/1											
29	Mosblech, Kaspar	KM	-% (0/0)															
33	Sager, Nico	LA	100% (5/5)		1/1		2/2		2/2									
35	Haemmerle, Matthias	RM	-% (0/0)															
38	Sgonc, Lennio	RA	-% (0/0)															
39	Luerzer, Robin	LA	-% (0/0)										1					
47	Fritsch, Lukas	RL	64% (9/14)		3/5	6/9				2/2	2			3				
55	Cirit, Berkant	KM	-% (0/0)															
99	Hild, Matthias	RR	67% (4/6)		3/4	0/1	1/1			3/3	2			1		1		
0A	Trautvetter, Jadranko																	
0B	Jonsson, Hannes Jon																	
0C	Maier, Martin																	
			64% (29 /45)	4/5	7/11	7/14	4/5	4/7	3/3	5/5	5	0	1	11	0	3	0	0

A breakthrough (BT) is an additional information for goals that have been achieved from the backcourt. The number of these goals will not be included in the sum of the goals of a player.

Goalkeepers		Shot (saves)							
No	Name	Total	7m	6m	9m	Wing	PV	Fast breaks	Breakthrough
12	Gurskis, Lukas	17% (1 /6)	100% (1 /1)	0% (0 /2)	0% (0 /2)	-% (0 /0)	0% (0 /1)	-% (0 /0)	0% (0 /1)
32	Doknic, Golub	19% (6 /31)	33% (2 /6)	0% (0 /10)	60% (3 /5)	25% (1 /4)	0% (0 /5)	0% (0 /1)	10% (1 /10)
		19% (7 /37)	43% (3 /7)	0% (0 /12)	43% (3 /7)	25% (1 /4)	0% (0 /6)	0% (0 /1)	9% (1 /11)

Team shots	Goals	Saved	Missed	Post	Blocked	Total	Efficiency
7m shots	4	1	0	0	0	4/5	80%
6m shots	7	2	0	1	1	7/11	64%
9m shots	7	4	1	1	1	7/14	50%
Wing shots	4	0	0	0	0	4/5	80%
Pivot	4	2	0	1	0	4/7	57%
Fast breaks	3	0	0	0	0	3/3	100%
Breakthrough	5	0	0	0	0	5/5	100%
	29	9	5	3	2	29/45	64%

LEGEND

PV	Pivot shots
FB	All fast breaks
BT	Breakthrough
TF	Technical fault
ST	Steals
BS	Blocked shots
AS	Assist
YC	Yellow cards
2min	2 Minute suspension
RC	Red cards
BC	Blue cards

It is possible in individual cases, that differences between the sum of individual player statistics and team statistics occur. The reason is that due to the speed of a handball game at individual events our scouts can not assign the player data correctly.