



Date: 29/11/25
Time: 20:20
Match: Round: 11. Matchday, Match ID: 62070636, Season: 25/26
Venue: Sporthalle Barnbach
Referees: ,

MATCH-REPORT

HLA Meisterliga

www.hla.at

#GeballteLeidenschaft



HSG Lipizzanerheimat

ENDED

29 : 25

(14 : 11)

SC Ferlach



Top scorer: Omeragic 10

2min: 4

Top scorer: Milicevic 7

2min: 3

SCORING EFFICIENCY: **64%**

7M EFFICIENCY

Total shots: 45



Goals: 29



Saved: 9



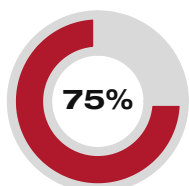
Missed: 6



Post: 2



Blocked: 1



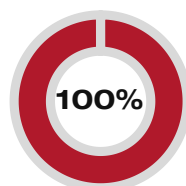
3

4

Goals scored 7m awarded

Unsuccessful:
41:32 | 61 GOLUBOVIC (SAVE)

7M EFFICIENCY



1

1

Goals scored 7m awarded

Unsuccessful:

SCORING EFFICIENCY: **57%**

Total shots: 44



Goals: 25



Saved: 11



Missed: 8



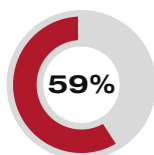
Post: 1



Blocked: 0



ATTACK SUCCESS

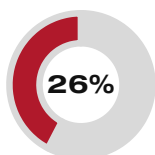


29

49

Goals scored Attack*

GOALKEEPER EFFICIENCY

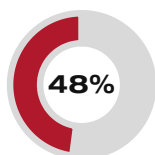


9

34

Saves Shots on target

DEFENDING EFFICIENCY

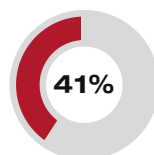


25

48

Goals conceded Attack conceded*

DEFENDING EFFICIENCY

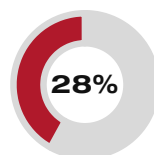


29

49

Goals conceded Attack conceded*

GOALKEEPER EFFICIENCY

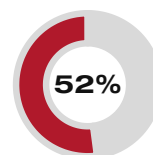


11

40

Saves Shots on target

ATTACK SUCCESS



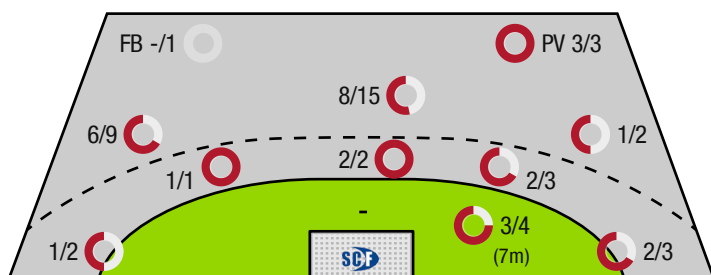
25

48

Goals scored Attack*

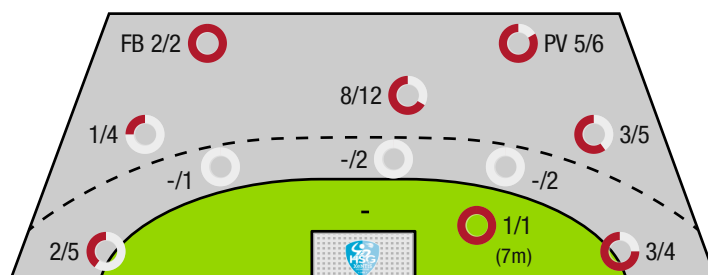
*Attack number is incremented on every change of ball possession.

HSG LIPIZZANERHEIMAT - OFFENCE



FB - All fast breaks PV - Pivot shots

SC FERLACH - OFFENCE





HSG Lipizzanerheimat

ENDED

29 : 25

(14 : 11)

SC Ferlach



Players			Shots (goals)								Others				Penalties			
No	Name	Pos.	Total	7m	6m	9m	Wing	PV	FB	BT*	TF	ST	BS	AS	YC	2min	RC	BC
16	Budovic, Jovo	TW	100% (2/2)			2/2												
99	Strasek, Denis	TW	-% (0/0)															
4	Omeragic, Adi	RL	67% (10/15)	1/1	2/3	7/11				1/1	1			1				
6	Cichy, Markus	RR	0% (0/1)			0/1												
7	Horvat, Ivan	RL	71% (5/7)			5/7					3			4				
8	Friedrich, Maximilian	KM	-% (0/0)															
9	Palmstingl, Patrick	RA	60% (3/5)				2/3	1/1	0/1									
13	Langmann, Leonhard	LA	50% (1/2)				1/2									1		
14	Kreidl, Paul	RM	-% (0/0)															
17	Liam, Eishinger	KM	-% (0/0)															
19	Wastl, Philip	KM	-% (0/0)													1		
20	Smon, Jakob	RL	-% (0/0)															
41	Fall, Moritz	RR	-% (0/0)															
56	Beciri, Kristian	KM	100% (2/2)					2/2			1				1	1		
61	Golubovic, Milan	RR	55% (6/11)	2/3	3/3	1/5				2/2	1			1		1		
87	Lantos, Cornel	RR	-% (0/0)															
0A	Pausits, OA																	
0B	Arnaudovski, Risto																	
0C	W, Smon																	
0D	Holler, Valentin																	
			64% (29/45)	3/4	5/6	15/26	3/5	3/3	0/1	3/3	6	0	0	6	1	4	0	0

A breakthrough (BT) is an additional information for goals that have been achieved from the backcourt. The number of these goals will not be included in the sum of the goals of a player.

Goalkeepers		Shot (saves)							
No	Name	Total	7m	6m	9m	Wing	PV	Fast breaks	Breakthrough
16	Budovic, Jovo	31% (11/36)	0% (0/1)	100% (5/5)	25% (4/16)	29% (2/7)	0% (0/5)	0% (0/2)	67% (2/3)
99	Strasek, Denis	-% (0/0)	-% (0/0)	-% (0/0)	-% (0/0)	-% (0/0)	-% (0/0)	-% (0/0)	-% (0/0)
		31% (11/36)	0% (0/1)	100% (5/5)	25% (4/16)	29% (2/7)	0% (0/5)	0% (0/2)	67% (2/3)

Team shots	Goals	Saved	Missed	Post	Blocked	Total	Efficiency
7m shots	3	1	0	0	0	3/4	75%
6m shots	5	1	0	0	0	5/6	83%
9m shots	15	5	4	1	1	15/26	58%
Wing shots	3	1	0	1	0	3/5	60%
Pivot	3	0	0	0	0	3/3	100%
Fast breaks	0	1	0	0	0	0/1	0%
Breakthrough	3	0	0	0	0	3/3	100%
	29	9	6	2	1	29/45	64%

LEGEND

PV	Pivot shots
FB	All fast breaks
BT	Breakthrough
TF	Technical fault
ST	Steals
BS	Blocked shots
AS	Assist
YC	Yellow cards
2min	2 Minute suspension
RC	Red cards
BC	Blue cards

It is possible in individual cases, that differences between the sum of individual player statistics and team statistics occur. The reason is that due to the speed of a handball game at individual events our scouts can not assign the player data correctly.



HSG Lipizzanerheimat

ENDED

29 : 25

(14 : 11)

SC Ferlach



Players			Shots (goals)								Others				Penalties			
No	Name	Pos.	Total	7m	6m	9m	Wing	PV	FB	BT*	TF	ST	BS	AS	YC	2min	RC	BC
92	Jakob, Kelich	TW	-% (0/0)															
96	Konecny, Michal Martin	TW	-% (0/0)															
3	Buchbauer, Markus		-% (0/0)															
6	Krobath, Leander	RL	50% (2/4)			2/4								2		1		
8	Knapp, Simon	KM	-% (0/0)										1		1			
10	Perkusic, Toni	RR	60% (3/5)			3/5					1							
13	Gysin, David	RR	50% (1/2)			1/2								2				
15	Besser, Noel	RL	-% (0/0)															
17	Kelih, Markus	RM	0% (0/3)		0/1	0/2				0/1								
18	Jesacher, Michael		-% (0/0)															
21	Gartner, Tine	RA	75% (3/4)				3/4									1		
25	Ploner, Florian	LA	50% (3/6)				2/5		1/1		1							
27	Pernovsek, Luka	RA	-% (0/0)															
66	Zechner, Fabio		-% (0/0)															
81	Milicevic, Adrian	KM	88% (7/8)	1/1				5/6	1/1		1			2		1		
93	Nosan, Blaz	RM	50% (6/12)		0/4	6/8				1/2	1			6				
0A	Barisic, Miro														1			
0B	Begus, Robert																	
0C	Holz, Christoph																	
			57% (25/44)	1/1	0/5	12/21	5/9	5/6	2/2	1/3	4	0	1	12	2	3	0	0

A breakthrough (BT) is an additional information for goals that have been achieved from the backcourt. The number of these goals will not be included in the sum of the goals of a player.

Goalkeepers		Shot (saves)							
No	Name	Total	7m	6m	9m	Wing	PV	Fast breaks	Breakthrough
92	Jakob, Kelich	43% (3/7)	-% (0/0)	0% (0/2)	50% (2/4)	100% (1/1)	-% (0/0)	-% (0/0)	0% (0/1)
96	Konecny, Michal Martin	20% (6/30)	25% (1/4)	25% (1/4)	20% (3/15)	0% (0/3)	0% (0/3)	100% (1/1)	0% (0/2)
		24% (9/37)	25% (1/4)	17% (1/6)	26% (5/19)	25% (1/4)	0% (0/3)	100% (1/1)	0% (0/3)

Team shots	Goals	Saved	Missed	Post	Blocked	Total	Efficiency
7m shots	1	0	0	0	0	1/1	100%
6m shots	0	5	0	0	0	0/5	0%
9m shots	12	4	5	0	0	12/21	57%
Wing shots	5	2	0	1	0	5/9	56%
Pivot	5	0	0	0	0	5/6	83%
Fast breaks	2	0	0	0	0	2/2	100%
Breakthrough	1	2	0	0	0	1/3	33%
	25	11	8	1	0	25/44	57%

LEGEND

PV	Pivot shots
FB	All fast breaks
BT	Breakthrough
TF	Technical fault
ST	Steals
BS	Blocked shots
AS	Assist
YC	Yellow cards
2min	2 Minute suspension
RC	Red cards
BC	Blue cards

It is possible in individual cases, that differences between the sum of individual player statistics and team statistics occur. The reason is that due to the speed of a handball game at individual events our scouts can not assign the player data correctly.