



Date: 29/11/25
Time: 19:00
Match: Round: 11. Matchday, Match ID: 62070638, Season: 25/26
Venue: Sport Hauptschule Kleinmünchen
Referees: ,

MATCH-REPORT

HLA Meisterliga

www.hla.at

#GeballteLeidenschaft



HC Linz AG

ENDED

31 : 23

(14 : 12)

UHK Krems



Top scorer: Fizuleto 9

2min: 7

Top scorer: Munzinger 6

2min: 4

SCORING EFFICIENCY: **74%**

7M EFFICIENCY

Total shots: 42



Goals: 31



Saved: 7



Missed: 2



Post: 2



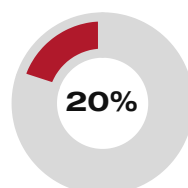
Blocked: 2



2 2
Goals scored 7m awarded

Unsuccessful:

7M EFFICIENCY



1 5
Goals scored 7m awarded

Unsuccessful:

08:31 | 10 AUSS (2) (SAVE)
12:42 | 27 BERGEMANN (2) (SAVE)
18:33 | 10 AUSS (2) (POST)
49:20 | 27 BERGEMANN (2)

SCORING EFFICIENCY: **53%**

Total shots: 43



Goals: 23



Saved: 16



Missed: 2



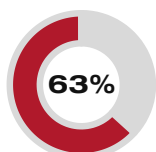
Post: 2



Blocked: 1

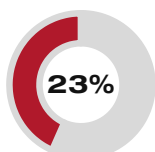


ATTACK SUCCESS



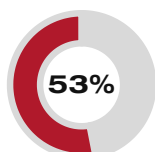
31 49
Goals scored Attack*

GOALKEEPER EFFICIENCY



7 30
Saves Shots on target

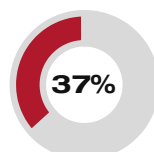
DEFENDING EFFICIENCY



23 49
Goals conceded Attack conceded*

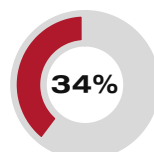
(SAVE)

DEFENDING EFFICIENCY



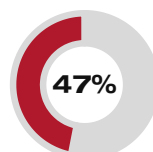
31 49
Goals conceded Attack conceded*

GOALKEEPER EFFICIENCY



16 47
Saves Shots on target

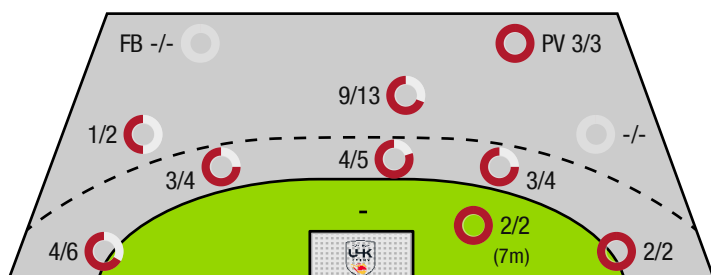
ATTACK SUCCESS



23 49
Goals scored Attack*

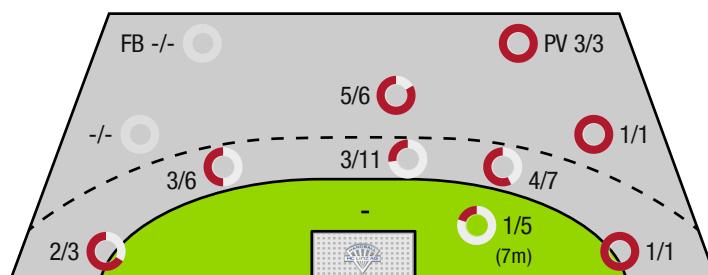
*Attack number is incremented on every change of ball possession.

HC LINZ AG - OFFENCE



FB - All fast breaks PV - Pivot shots

UHK KREMS - OFFENCE





HC Linz AG

ENDED

31 : 23

(14 : 12)

UHK Krems



Players			Shots (goals)								Others				Penalties			
No	Name	Pos.	Total	7m	6m	9m	Wing	PV	FB	BT*	TF	ST	BS	AS	YC	2min	RC	BC
16	Zwicklhuber, David	TW	-% (0/0)															
23	Kishou,Aliaksei	TW	-% (0/0)															
3	Mostl, C	RL	78% (7/9)	2/2	4/5	1/2					2	1		7				
7	Mitterrutzer, Boris	LA	100% (2/2)				2/2											
14	Palan, Fabian	RR	100% (2/2)		1/1		1/1											
19	Moser, Nils	RA	100% (1/1)				1/1				1							
21	Gregoric, Leon	KM	100% (1/1)					1/1			1					1		
25	Klewein, Simon	RL	-% (0/0)															
26	Fizuleto, Lucijan	RM	90% (9/10)		1/2	7/7	1/1			1/1				1		3	1	
33	Bohm, Elmar	LA	0% (0/3)				0/3				1							
67	Bryslawski, F	RL	50% (1/2)		1/2					1/1	1	1	1		1	2		
92	Stojanovic, Jadranko	KM	75% (3/4)		1/1	0/1		2/2										
93	Klimavets, Andrei	RL	57% (4/7)		2/2	2/5				1/1	1			1		1		
0A	Berger, Franz																	
0B	Vunjak, Milan																	
0C	Gierlinger, Manuel																	
0D	Kainz, Franz																	
			74% (31 /42)	2/2	10/13	10/15	6/8	3/3	0/0	3/3	7	2	1	9	1	7	1	0

A breakthrough (BT) is an additional information for goals that have been achieved from the backcourt. The number of these goals will not be included in the sum of the goals of a player.

Goalkeepers		Shot (saves)							
No	Name	Total	7m	6m	9m	Wing	PV	Fast breaks	Breakthrough
16	Zwicklhuber, David	-% (0 /0)	-% (0 /0)	-% (0 /0)	-% (0 /0)	-% (0 /0)	-% (0 /0)	-% (0 /0)	-% (0 /0)
23	Kishou,Aliaksei	39% (15 /38)	75% (3 /4)	50% (10 /20)	14% (1 /7)	25% (1 /4)	0% (0 /3)	-% (0 /0)	0% (0 /7)
		39% (15 /38)	75% (3 /4)	50% (10 /20)	14% (1 /7)	25% (1 /4)	0% (0 /3)	-% (0 /0)	0% (0 /7)

Team shots	Goals	Saved	Missed	Post	Blocked	Total	Efficiency
7m shots	2	0	0	0	0	2/2	100%
6m shots	10	2	0	1	0	10/13	77%
9m shots	10	3	0	0	2	10/15	67%
Wing shots	6	2	0	1	0	6/8	75%
Pivot	3	0	0	0	0	3/3	100%
Fast breaks	0	0	0	0	0	0/0	NaN%
Breakthrough	3	0	0	0	0	3/3	100%
		31	7	2	2	31/42	74%

LEGEND

PV	Pivot shots
FB	All fast breaks
BT	Breakthrough
TF	Technical fault
ST	Steals
BS	Blocked shots
AS	Assist
YC	Yellow cards
2min	2 Minute suspension
RC	Red cards
BC	Blue cards

It is possible in individual cases, that differences between the sum of individual player statistics and team statistics occur. The reason is that due to the speed of a handball game at individual events our scouts can not assign the player data correctly.



HC Linz AG

ENDED

31 : 23

(14 : 12)

UHK Krems



Players			Shots (goals)								Others				Penalties			
No	Name	Pos.	Total	7m	6m	9m	Wing	PV	FB	BT*	TF	ST	BS	AS	YC	2min	RC	BC
22	Domevscek, Lukas	TW	-% (0/0)															
38	Hollerer, Matthias	TW	-% (0/0)															
2	Stradinger, Max	RL	67% (2/3)		1/1	1/2				1/1				1				
7	Gaydusek, Marc	RA	-% (0/0)															
10	Auss, Tobias	LA	40% (2/5)	0/2			2/3				1	1						
14	Rudischer, Benedikt	LA	100% (2/2)	1/1	1/1						1	1						
15	Hasecic, Kenan	KM	100% (2/2)					2/2							1			
19	Knez, Domen	RL	0% (0/1)		0/1											2		
20	Alkic, Sinan	KM	0% (0/1)		0/1								1					
23	Lippitsch, Mario Andreas	RM	60% (3/5)		3/5					2/2	1							
27	Bergemann, Thies	RA	33% (1/3)	0/2			1/1											
28	Munzinger, Luca	RR	86% (6/7)		2/3	3/3		1/1		2/2	3		1	1		2		
32	Hofmann, Paul	RL	25% (1/4)		1/4					1/1	2			3				
37	Teubert, Marian	RM	40% (4/10)		2/8	2/2				1/1				1				
0A	Beranek, Hermann																	
0B	Thaqi, Ibish														1			
0C	Feichtinger, Sebastian																	
0D	Nachtnebel, Claudia																	
			53% (23 /43)	1/5	10/24	6/7	3/4	3/3	0/0	7/7	8	2	2	6	2	4	0	0

A breakthrough (BT) is an additional information for goals that have been achieved from the backcourt. The number of these goals will not be included in the sum of the goals of a player.

Goalkeepers			Shot (saves)						
No	Name	Total	7m	6m	9m	Wing	PV	Fast breaks	Breakthrough
22	Domevscek, Lukas	18% (6 /34)	0% (0 /2)	9% (1 /11)	27% (3 /11)	25% (2 /8)	0% (0 /2)	-% (0 /0)	0% (0 /3)
38	Hollerer, Matthias	25% (1 /4)	-% (0 /0)	100% (1 /1)	0% (0 /2)	-% (0 /0)	0% (0 /1)	-% (0 /0)	-% (0 /0)
		18% (7 /38)	0% (0 /2)	17% (2 /12)	23% (3 /13)	25% (2 /8)	0% (0 /3)	-% (0 /0)	0% (0 /3)

Team shots	Goals	Saved	Missed	Post	Blocked	Total	Efficiency
7m shots	1	3	0	1	0	1/5	20%
6m shots	10	10	2	1	1	10/24	42%
9m shots	6	1	0	0	0	6/7	86%
Wing shots	3	1	0	0	0	3/4	75%
Pivot	3	0	0	0	0	3/3	100%
Fast breaks	0	0	0	0	0	0/0	NaN%
Breakthrough	7	0	0	0	0	7/7	100%
	23	15	2	2	1	23/43	53%

LEGEND

PV	Pivot shots
FB	All fast breaks
BT	Breakthrough
TF	Technical fault
ST	Steals
BS	Blocked shots
AS	Assist
YC	Yellow cards
2min	2 Minute suspension
RC	Red cards
BC	Blue cards

It is possible in individual cases, that differences between the sum of individual player statistics and team statistics occur. The reason is that due to the speed of a handball game at individual events our scouts can not assign the player data correctly.