



Date: 29/11/25  
Time: 18:00  
Match: Round: 11. Matchday, Match ID: 62070640, Season: 25/26  
Venue: Thermenhalle  
Referees: ,

## MATCH-REPORT

HLA Meisterliga

www.hla.at

#GeballteLeidenschaft



JAGS Voslau

ENDED

26 : 23

( 11 : 13 )

HSG Graz



Top scorer: Muck 6

2min: 4

Top scorer: Galina 5

2min: 7

SCORING EFFICIENCY: **55%**

7M EFFICIENCY

Total shots: 47



Goals: 26



Saved: 13



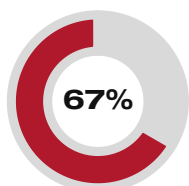
Missed: 5



Post: 1



Blocked: 2



4

6

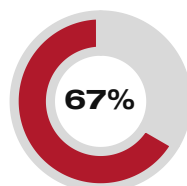
Goals scored 7m awarded

Unsuccessful:

20:46 | 41 KOVACEC (POST)

23:53 | 9 ABRAHAO (SAVE)

7M EFFICIENCY



4

6

Goals scored 7m awarded

Unsuccessful:

05:52 | 32 KOTAR (OFF)

28:09 | 15 OFFNER (SAVE)

SCORING EFFICIENCY: **57%**

Total shots: 40



Goals: 23



Saved: 13



Missed: 1



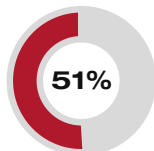
Post: 0



Blocked: 2



ATTACK SUCCESS



26

51

Goals scored

Attack\*

GOALKEEPER EFFICIENCY



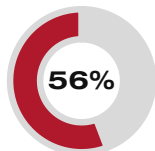
13

36

Saves

Shots on target

DEFENDING EFFICIENCY



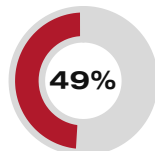
23

52

Goals conceded

Attack conceded\*

DEFENDING EFFICIENCY



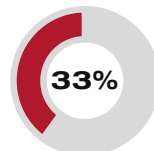
26

51

Goals conceded

Attack conceded\*

GOALKEEPER EFFICIENCY



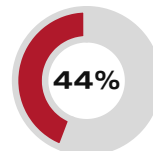
13

39

Saves

Shots on target

ATTACK SUCCESS



23

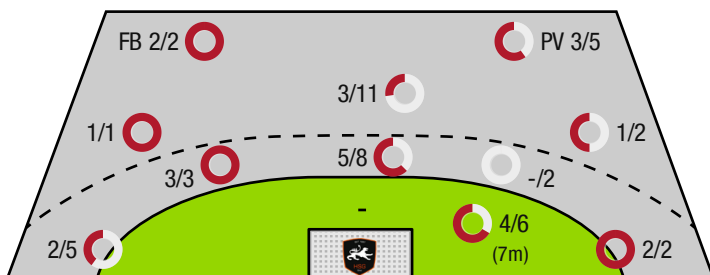
52

Goals scored

Attack\*

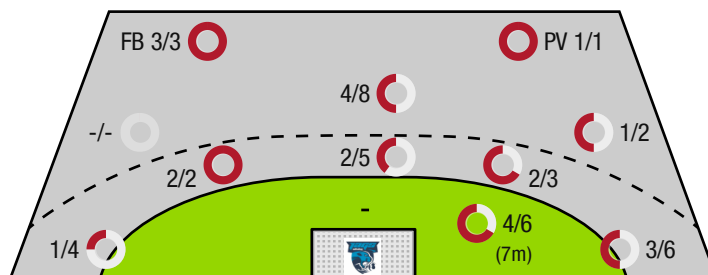
\*Attack number is incremented on every change of ball possession.

JAGS VOSLAU - OFFENCE



FB - All fast breaks PV - Pivot shots

HSG GRAZ - OFFENCE





JAGS Vosslau

ENDED

26 : 23

( 11 : 13 )

HSG Graz



Players			Shots (goals)								Others				Penalties			
No	Name	Pos.	Total	7m	6m	9m	Wing	PV	FB	BT*	TF	ST	BS	AS	YC	2min	RC	BC
1	Bauer,Thomas	TW	-% (0/0)															
61	Kaiper,Florian	TW	-% (0/0)															
4	Giner Duran, Roger	RA	100% (5/5)	3/3			2/2											
9	Abrahao, Leonardo	RM	40% (4/10)	0/1	3/5	0/3			1/1	2/4	3			6				
11	Muck, Raphael	RA	75% (6/8)		2/3	4/5				2/3				2				
14	Scheicher, Emil	RR	-% (0/0)															
17	Dika, Mateo	RA	0% (0/2)		0/1	0/1												
23	Barta, Christoph	RA	-% (0/0)															
34	Bachmann, Moritz	RL	-% (0/0)															
41	Kovacec, Jan	RM	45% (5/11)	1/2	2/3	1/5			1/1	1/1	4			2				
55	Mendonca, Eduardo	KM	60% (3/5)					3/5			1					2		
59	Baxter, John	RL	-% (0/0)															
66	Doblhoff - deir, Moritz	RL	-% (0/0)								1					1		
68	Schartel, Fabian	LA	50% (3/6)		1/1		2/5											
84	Dell, Jonas	RL	-% (0/0)															
95	Kirveliavicius, Romas	RL	-% (0/0)										2			1		
0A	Eberl, Roland																	
0B	Salvat Sanchez, Sebastian																	
0C	Halperin, Moshe																	
0D	Tatzgern, Nino																	
			55% (26 /47)	4/6	8/13	5/14	4/7	3/5	2/2	5/8	9	0	2	10	0	4	0	0

A breakthrough (BT) is an additional information for goals that have been achieved from the backcourt. The number of these goals will not be included in the sum of the goals of a player.

Goalkeepers		Shot (saves)							
No	Name	Total	7m	6m	9m	Wing	PV	Fast breaks	Breakthrough
1	Bauer,Thomas	29% (4 /14)	33% (1 /3)	50% (1 /2)	40% (2 /5)	0% (0 /2)	-% (0 /0)	0% (0 /2)	50% (1 /2)
61	Kaiper,Florian	41% (9 /22)	0% (0 /2)	38% (3 /8)	33% (1 /3)	71% (5 /7)	0% (0 /1)	0% (0 /1)	25% (1 /4)
		36% (13 /36)	20% (1 /5)	40% (4 /10)	38% (3 /8)	56% (5 /9)	0% (0 /1)	0% (0 /3)	33% (2 /6)

Team shots	Goals	Saved	Missed	Post	Blocked	Total	Efficiency
7m shots	4	1	0	1	0	4/6	67%
6m shots	8	4	1	0	0	8/13	62%
9m shots	5	4	3	0	2	5/14	36%
Wing shots	4	2	0	0	0	4/7	57%
Pivot	3	2	0	0	0	3/5	60%
Fast breaks	2	0	0	0	0	2/2	100%
Breakthrough	5	3	0	0	0	5/8	63%
	26	13	5	1	2	26/47	55%

## LEGEND

PV	Pivot shots
FB	All fast breaks
BT	Breakthrough
TF	Technical fault
ST	Steals
BS	Blocked shots
AS	Assist
YC	Yellow cards
2min	2 Minute suspension
RC	Red cards
BC	Blue cards

It is possible in individual cases, that differences between the sum of individual player statistics and team statistics occur. The reason is that due to the speed of a handball game at individual events our scouts can not assign the player data correctly.



JAGS Voslau

ENDED

26 : 23

( 11 : 13 )

HSG Graz



Players			Shots (goals)								Others				Penalties			
No	Name	Pos.	Total	7m	6m	9m	Wing	PV	FB	BT*	TF	ST	BS	AS	YC	2min	RC	BC
12	Eichberger, Thomas	TW	-% (0/0)															
16	Kolouch, Maximilian	TW	-% (0/0)															
7	Galina, Matej	RR	71% (5/7)		4/5	1/2				2/3	1			2				
10	Kelich, Max	KM	100% (1/1)					1/1										
13	Sonnleitner, Simon	RR	50% (2/4)		1/2	1/2				1/1	1							
14	Hofer, Markus	LA	50% (1/2)				0/1		1/1					1				
15	Offner, Paul	LA	57% (4/7)	2/3			1/3		1/1									
19	Rosenberger, Paul	RR	-% (0/0)															
24	Schimmel, Florian	RR	-% (0/0)															
29	Schweighofer, Lukas	KM	100% (2/2)	2/2							3					1		
30	Schranz, Kilian	RM	33% (1/3)		0/1	0/1			1/1	0/1	2	1		1				
32	Kotar, Matic	RM	0% (0/2)	0/1		0/1										2		
33	Schweighofer, Leonhard	RM	-% (0/0)															
35	Juranic, Jura Egon	RL	75% (3/4)		1/1	2/3				1/1	1		2	1		3	1	
77	Jensterle, Jurij	RR	43% (3/7)		0/1		3/6				1					1		
93	Damjanoski, Borjan	RM	100% (1/1)			1/1					2	1						
0A	Pajicic, Goran																	
0B	Balomenos, Spyros														1			
0C	Schweighofer, Theodor																	
0C	Schweighofer, Lukas																	
0D	Belos, Nemanja																	
			57% (23 /40)	4/6	6/10	5/10	4/10	1/1	3/3	4/6	11	2	2	5	1	7	1	0

A breakthrough (BT) is an additional information for goals that have been achieved from the backcourt. The number of these goals will not be included in the sum of the goals of a player.

Goalkeepers		Shot (saves)							
No	Name	Total	7m	6m	9m	Wing	PV	Fast breaks	Breakthrough
12	Eichberger, Thomas	33% (13 /39)	20% (1 /5)	33% (4 /12)	44% (4 /9)	33% (2 /6)	40% (2 /5)	0% (0 /2)	38% (3 /8)
16	Kolouch, Maximilian	-% (0 /0)	-% (0 /0)	-% (0 /0)	-% (0 /0)	-% (0 /0)	-% (0 /0)	-% (0 /0)	-% (0 /0)
		33% (13 /39)	20% (1 /5)	33% (4 /12)	44% (4 /9)	33% (2 /6)	40% (2 /5)	0% (0 /2)	38% (3 /8)

Team shots	Goals	Saved	Missed	Post	Blocked	Total	Efficiency
7m shots	4	1	1	0	0	4/6	67%
6m shots	6	4	0	0	0	6/10	60%
9m shots	5	3	0	0	2	5/10	50%
Wing shots	4	5	0	0	0	4/10	40%
Pivot	1	0	0	0	0	1/1	100%
Fast breaks	3	0	0	0	0	3/3	100%
Breakthrough	4	2	0	0	0	4/6	67%
	23	13	1	0	2	23/40	57%

## LEGEND

PV	Pivot shots
FB	All fast breaks
BT	Breakthrough
TF	Technical fault
ST	Steals
BS	Blocked shots
AS	Assist
YC	Yellow cards
2min	2 Minute suspension
RC	Red cards
BC	Blue cards

It is possible in individual cases, that differences between the sum of individual player statistics and team statistics occur. The reason is that due to the speed of a handball game at individual events our scouts can not assign the player data correctly.