



Date: 08/03/26
 Time: 18:00
 Match: Round: 17. Matchday, Match ID: 62070712, Season: 25/26
 Venue: Anemonenseehalle
 Referees: ,


MATCH-REPORT

HLA Meisterliga

www.hla.at

#GeballteLeidenschaft


ENDED

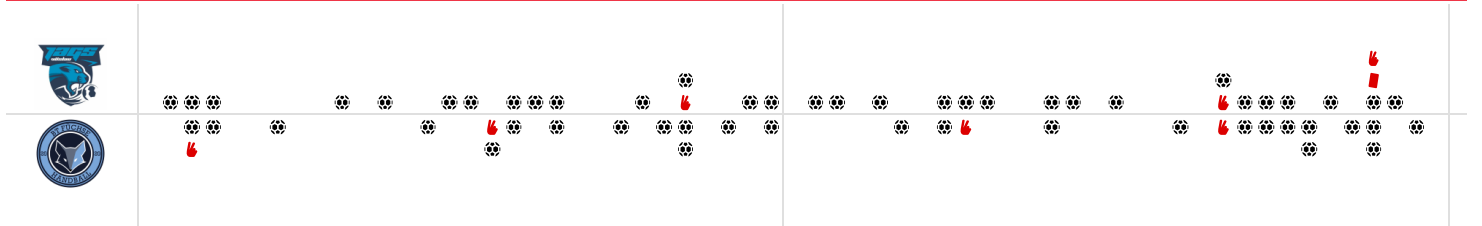


JAGS Voslau

30 : 26
 (14 : 13)

HC BT-Fuchse





Top scorer: Abrahao **9** | 2min: **3** | Top scorer: Kosi **7** | 2min: **4**

SCORING EFFICIENCY: 73%

Total shots: 41

Goals: 30

Saved: 8

Missed: 3

Post: 1

Blocked: 0

7M EFFICIENCY

71%

Goals scored: **5** | 7m awarded: **7**

Unsuccessful:
 21:28 | 68 SCHARTEL (SAVE)
 47:20 | 55 MENDONCA (SAVE)

SCORING EFFICIENCY: 57%

Total shots: 46

Goals: 26

Saved: 16

Missed: 2

Post: 0

Blocked: 1

7M EFFICIENCY

38%

Goals scored: **3** | 7m awarded: **8**

Unsuccessful:
 10:24 | 25 KOSI (SAVE)
 16:46 | 94 NEUHOLD (SAVE)
 33:21 | 117 KUHN (SAVE)
 44:22 | 113 TSAKOURIDIS (SAVE)
 50:17 | 177 MARKUSIC (OFF)

ATTACK SUCCESS | **GOALKEEPER EFFICIENCY** | **DEFENDING EFFICIENCY**

57% | **24%** | **50%**

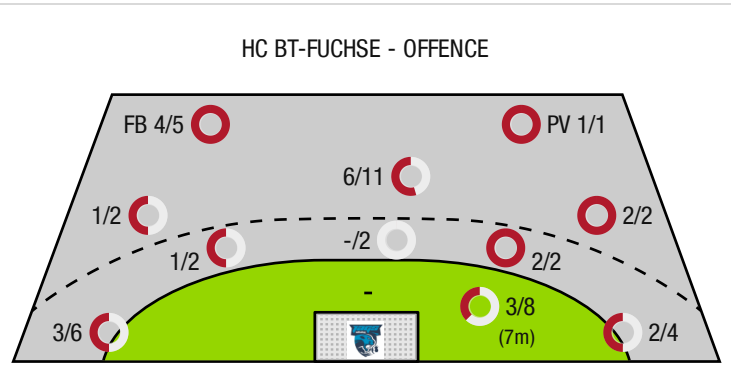
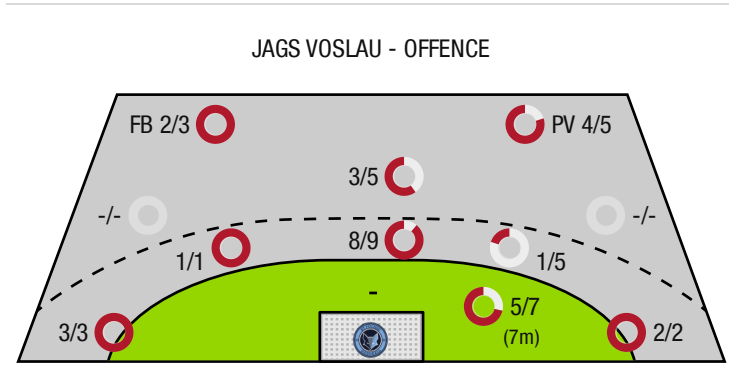
Goals scored: **30** | Attack*: **53** | Saves: **8** | Shots on target: **34** | Goals conceded: **26** | Attack conceded*: **52**

*Attack number is incremented on every change of ball possession.

DEFENDING EFFICIENCY | **GOALKEEPER EFFICIENCY** | **ATTACK SUCCESS**

43% | **35%** | **50%**

Goals conceded: **30** | Attack conceded*: **53** | Saves: **16** | Shots on target: **46** | Goals scored: **26** | Attack*: **52**



FB - All fast breaks | PV - Pivot shots



JAGS Voslau

ENDED

30 : 26

(14 : 13)

HC BT-Fuchse



Players			Shots (goals)								Others				Penalties			
No	Name	Pos.	Total	7m	6m	9m	Wing	PV	FB	BT*	TF	ST	BS	AS	YC	2min	RC	BC
1	Bauer,Thomas	TW	-% (0/0)															
61	Kaiper,Florian	TW	-% (0/0)															
4	Giner Duran,Roger	RA	60% (3/5)		0/1		2/2		1/2			1				1		
5	Nikolic,Lukas	RL	-% (0/0)											3				
9	Abrahao,Leonardo	RM	100% (9/9)		6/6	2/2				6/6	5			5		1		
17	Dika,Mateo	RA	43% (3/7)		2/5	1/2				2/3	1			1				
23	Barta,Christoph	RA	-% (0/0)															
34	Bachmann,Moritz	RL	50% (2/4)		2/3	0/1				1/2	1			4				
53	Domotor,Dominik Csongor	RM	-% (0/0)															
55	Mendonca,Eduardo	KM	80% (8/10)	3/4				4/5	1/1		1		1				1	
59	Baxter,John	RL	-% (0/0)															
66	Dobhoff- deir,Moritz	RL	-% (0/0)								1							
68	Schartel,Fabian	LA	83% (5/6)	2/3			3/3											
84	Dell,Jonas	RL	-% (0/0)															
95	Kirveliavicius,Romas	RL	-% (0/0)															
0A	Eberl,Roland																	
0B	Salvat Sanchez,Sebastian																	
0C	Halperin,Moshe																	
0D	Tatzgern,Nino																	
			73% (30 /41)	5/7	10/15	3/5	5/5	4/5	2/3	9/11	9	1	1	13	0	3	1	0

A breakthrough (BT) is an additional information for goals that have been achieved from the backcourt.The number of these goals will not be included in the sum of the goals of a player.

Goalkeepers		Shot (saves)							
No	Name	Total	7m	6m	9m	Wing	PV	Fast breaks	Breakthrough
1	Bauer,Thomas	38% (16 /42)	57% (4 /7)	25% (1 /4)	36% (5 /14)	50% (5 /10)	0% (0 /1)	20% (1 /5)	0% (0 /3)
61	Kaiper,Florian	-% (0 /0)	-% (0 /0)	-% (0 /0)	-% (0 /0)	-% (0 /0)	-% (0 /0)	-% (0 /0)	-% (0 /0)
		38% (16 /42)	57% (4 /7)	25% (1 /4)	36% (5 /14)	50% (5 /10)	0% (0 /1)	20% (1 /5)	0% (0 /3)

Team shots	Goals	Saved	Missed	Post	Blocked	Total	Efficiency
7m shots	5	2	0	0	0	5/7	71%
6m shots	10	4	0	1	0	10/15	67%
9m shots	3	1	1	0	0	3/5	60%
Wing shots	5	0	0	0	0	5/5	100%
Pivot	4	1	0	0	0	4/5	80%
Fast breaks	2	0	0	0	0	2/3	67%
Breakthrough	9	2	0	0	0	9/11	82%
	30	8	3	1	0	30/41	73%

LEGEND

PV	Pivot shots
FB	All fast breaks
BT	Breakthrough
TF	Technical fault
ST	Steals
BS	Blocked shots
AS	Assist
YC	Yellow cards
2min	2 Minute suspension
RC	Red cards
BC	Blue cards

It is possible in individual cases, that differences between the sum of individual player statistics and team statistics occur.The reason is that due to the speed of a handball game at individual events our scouts can not assign the player data correctly.



JAGS Voslau

ENDED

30 : 26

(14 : 13)

HC BT-Fuchse



Players			Shots (goals)								Others				Penalties			
No	Name	Pos.	Total	7m	6m	9m	Wing	PV	FB	BT*	TF	ST	BS	AS	YC	2min	RC	BC
24	Hiebl, Andre	TW	-% (0/0)															
46	Kroiss, Jan	TW	-% (0/0)											1				
2	Meleschnig, Clemens	KM	100% (1/1)					1/1										
3	Nenadic, Thomas	RM	-% (0/0)															
4	Philipp, Nenadic	LA	67% (2/3)	1/1			1/2											
13	Tsakouridis, Christoforos	RM	50% (2/4)	0/1	1/2	1/1				1/1	1			1		2		
17	Kuhn, Thomas	LA	40% (2/5)	1/2			1/3											
23	Wolfger, Christoph	KM	33% (1/3)				1/2		0/1									
25	Kosi, Tilen	RM	58% (7/12)	0/1	0/1	4/7	1/1		1/1	0/1	1			2				
26	Breg, Martin	RA	67% (2/3)				1/2		1/1		1							
39	Rastoder, Adel	RL	50% (1/2)		0/1				1/1		1					1		
42	Schiffleitner, Julian	RR	100% (2/2)			1/1			1/1					1				
77	Markusic, Dorian	RM	67% (4/6)	0/1	2/2	2/3				2/2		1		3				
79	Jankovic, Sandro	KM	-% (0/0)															
94	Neuhold, Christoph	RM	40% (2/5)	1/2		1/3					2	1				1		
95	Sabazgiraeu, Hazbulat	KM	-% (0/0)															
0A	Marinovic, Luka																	
0B	Teras, Benjamin																	
0C	Santos, Raul																	
			57% (26 /46)	3/8	3/6	9/15	5/10	1/1	4/5	3/4	6	2	0	8	0	4	0	0

A breakthrough (BT) is an additional information for goals that have been achieved from the backcourt. The number of these goals will not be included in the sum of the goals of a player.

Goalkeepers		Shot (saves)							
No	Name	Total	7m	6m	9m	Wing	PV	Fast breaks	Breakthrough
24	Hiebl, Andre	-% (0 /0)	-% (0 /0)	-% (0 /0)	-% (0 /0)	-% (0 /0)	-% (0 /0)	-% (0 /0)	-% (0 /0)
46	Kroiss, Jan	22% (8 /36)	29% (2 /7)	29% (4 /14)	25% (1 /4)	0% (0 /5)	20% (1 /5)	-% (0 /0)	18% (2 /11)
		22% (8 /36)	29% (2 /7)	29% (4 /14)	25% (1 /4)	0% (0 /5)	20% (1 /5)	-% (0 /0)	18% (2 /11)

Team shots	Goals	Saved	Missed	Post	Blocked	Total	Efficiency
7m shots	3	4	1	0	0	3/8	38%
6m shots	3	1	2	0	0	3/6	50%
9m shots	9	5	0	0	1	9/15	60%
Wing shots	5	5	0	0	0	5/10	50%
Pivot	1	0	0	0	0	1/1	100%
Fast breaks	4	1	0	0	0	4/5	80%
Breakthrough	3	0	0	0	0	3/4	75%
		26	16	2	0	26/46	57%

LEGEND

PV	Pivot shots
FB	All fast breaks
BT	Breakthrough
TF	Technical fault
ST	Steals
BS	Blocked shots
AS	Assist
YC	Yellow cards
2min	2 Minute suspension
RC	Red cards
BC	Blue cards

It is possible in individual cases, that differences between the sum of individual player statistics and team statistics occur. The reason is that due to the speed of a handball game at individual events our scouts can not assign the player data correctly.