



Date: 07/03/26  
 Time: 19:00  
 Match: Round: 17. Matchday, Match ID: 62070714, Season: 25/26  
 Venue: Raiffeisen Sportpark  
 Referees: ,

# MATCH-REPORT

HLA Meisterliga

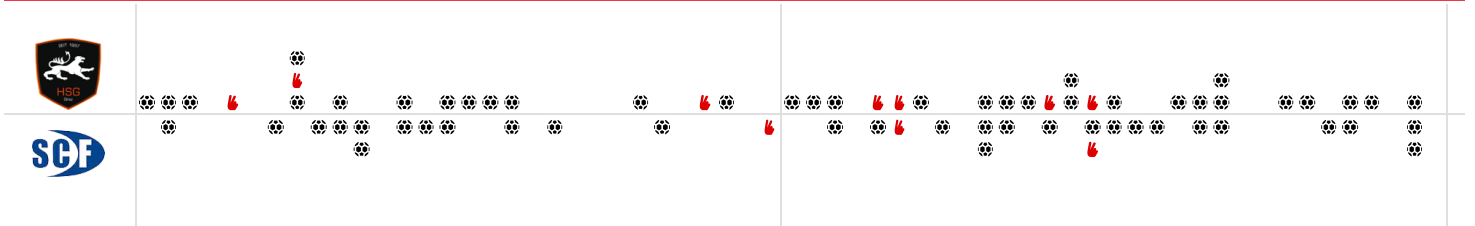
www.hla.at

#GeballteLeidenschaft

ENDED

## 32 : 29

( 13 : 12 )



Top scorer: Offner **11**      2min: **7**      Top scorer: Perkusic **10**      2min: **3**

**SCORING EFFICIENCY: 65%**

Total shots: 49

Goals: 32

Saved: 13

Missed: 3

Post: 1

Blocked: 0

**7M EFFICIENCY**

**50%**

**3****6**

Goals scored      7m awarded

Unsuccessful:  
 21:35 | 15 OFFNER (2) (POST)  
 35:11 | 15 OFFNER (2) (SAVE)  
 52:13 | 29 SCHWEIGHOFER (SAVE)

**SCORING EFFICIENCY: 63%**

Total shots: 46

Goals: 29

Saved: 11

Missed: 4

Post: 0

Blocked: 2

**7M EFFICIENCY**

**100%**

**4****4**

Goals scored      7m awarded

Unsuccessful:

**ATTACK SUCCESS**      **GOALKEEPER EFFICIENCY**      **DEFENDING EFFICIENCY**

**56%**

**32**      **57**

Goals scored      Attack\*

**31%**

**13**      **42**

Saves      Shots on target

**48%**

**29**      **56**

Goals conceded      Attack conceded\*

**DEFENDING EFFICIENCY**      **GOALKEEPER EFFICIENCY**      **ATTACK SUCCESS**

**44%**

**32**      **57**

Goals conceded      Attack conceded\*

**26%**

**11**      **43**

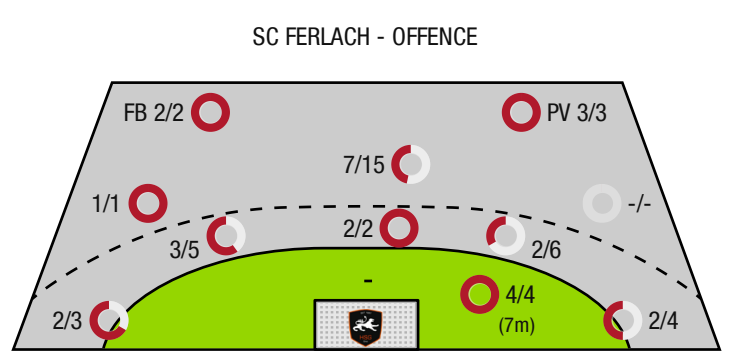
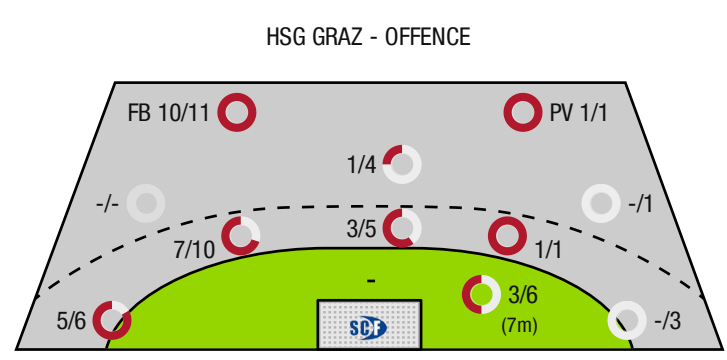
Saves      Shots on target

**52%**

**29**      **56**

Goals scored      Attack\*

\*Attack number is incremented on every change of ball possession.



FB - All fast breaks      PV - Pivot shots



HSG Graz

ENDED

32 : 29

( 13 : 12 )

SC Ferlach



Players			Shots (goals)								Others				Penalties			
No	Name	Pos.	Total	7m	6m	9m	Wing	PV	FB	BT*	TF	ST	BS	AS	YC	2min	RC	BC
12	Eichberger, Thomas	TW	-% (0/0)								1							
16	Kolouch, Maximilian	TW	-% (0/0)															
7	Galina, Matej	RR	50% (3/6)		3/5	0/1				3/5	2			3				
10	Kelich, Max	KM	100% (2/2)		1/1			1/1								1		
13	Schweighofer, Theodor	RM	-% (0/0)															
14	Hofer, Markus	LA	90% (9/10)				2/3		7/7			3				1		
15	Offner, Paul	LA	85% (11/13)	2/4	3/3		3/3		3/3	3/3		1		4				
19	Rosenberger, Paul	RR	0% (0/1)				0/1											
24	Schimmel, Florian	RR	0% (0/1)						0/1									
25	Engler, Stefan	LA	-% (0/0)															
29	Schweighofer, Lukas	KM	50% (1/2)	1/2									1					
30	Schranz, Kilian	RM	0% (0/2)		0/1	0/1				0/1	2			2				
32	Kotar, Matic	RM	100% (1/1)								1	1		1				
35	Juranic, Jura Egon	RL	50% (4/8)		3/5	1/3				3/3	1		1	5		2		
77	Jensterle, Jurij	RR	0% (0/2)				0/2				1					2		
93	Damjanoski, Borjan	RM	100% (1/1)		1/1					1/1						1		
0A	Pajicic, Goran																	
0B	Balomenos, Spyros																	
0C	Kocic, Amel																	
0D	Pichler, D																	
			65% (32 /49)	3/6	11/16	1/5	5/9	1/1	10/11	10/13	8	5	2	15	0	7	0	0

A breakthrough (BT) is an additional information for goals that have been achieved from the backcourt. The number of these goals will not be included in the sum of the goals of a player.

Goalkeepers		Shot (saves)							
No	Name	Total	7m	6m	9m	Wing	PV	Fast breaks	Breakthrough
12	Eichberger, Thomas	29% (11 /38)	0% (0 /3)	36% (4 /11)	33% (4 /12)	43% (3 /7)	0% (0 /3)	0% (0 /2)	33% (2 /6)
16	Kolouch, Maximilian	0% (0 /1)	0% (0 /1)	-% (0 /0)	-% (0 /0)	-% (0 /0)	-% (0 /0)	-% (0 /0)	-% (0 /0)
		28% (11 /39)	0% (0 /4)	36% (4 /11)	33% (4 /12)	43% (3 /7)	0% (0 /3)	0% (0 /2)	33% (2 /6)

Team shots	Goals	Saved	Missed	Post	Blocked	Total	Efficiency
7m shots	3	2	0	1	0	3/6	50%
6m shots	11	5	0	0	0	11/16	69%
9m shots	1	2	2	0	0	1/5	20%
Wing shots	5	4	0	0	0	5/9	56%
Pivot	1	0	0	0	0	1/1	100%
Fast breaks	10	0	0	0	0	10/11	91%
Breakthrough	10	3	0	0	0	10/13	77%
	32	13	3	1	0	32/49	65%

## LEGEND

PV	Pivot shots
FB	All fast breaks
BT	Breakthrough
TF	Technical fault
ST	Steals
BS	Blocked shots
AS	Assist
YC	Yellow cards
2min	2 Minute suspension
RC	Red cards
BC	Blue cards

It is possible in individual cases, that differences between the sum of individual player statistics and team statistics occur. The reason is that due to the speed of a handball game at individual events our scouts can not assign the player data correctly.



HSG Graz

ENDED

32 : 29

( 13 : 12 )

SC Ferlach



Players			Shots (goals)								Others				Penalties			
No	Name	Pos.	Total	7m	6m	9m	Wing	PV	FB	BT*	TF	ST	BS	AS	YC	2min	RC	BC
1	Dobaj, Gasper	TW	-% (0/0)															
92	Jakob, Kelich	TW	-% (0/0)															
96	Konecny, Michal Martin	TW	-% (0/0)															
5	Wuzella, Stefan	RA	-% (0/0)															
6	Krobath, Leander	RL	-% (0/0)								1							
8	Knapp, Simon	KM	-% (0/0)													2		
10	Perkusic, Toni	RR	59% (10/17)	4/4	2/3	4/10				2/3	3			2		1		
13	Gysin, David	RR	0% (0/1)		0/1					0/1	1			1				
17	Kelih, Markus	RM	50% (1/2)			1/2					3	1						
18	Jesacher, Michael		-% (0/0)								1							
21	Gartner, Tine	RA	63% (5/8)		3/4		2/4			1/1	1							
25	Ploner, Florian	LA	60% (3/5)		1/2		2/3											
27	Pernovsek, Luka	RA	-% (0/0)															
50	Gonzalez-Martinez, Adonis	RM	-% (0/0)											1				
81	Milicevic, Adrian	KM	100% (6/6)					3/3	2/2		1			1				
93	Nosan, Blaz	RM	57% (4/7)		1/3	3/4				1/2	2			6				
0A	Barisic, Miro																	
0B	Begus, Robert																	
0C	Holz, Christoph																	
			63% (29 /46)	4/4	7/13	8/16	4/7	3/3	2/2	4/7	13	1	0	11	0	3	0	0

A breakthrough (BT) is an additional information for goals that have been achieved from the backcourt. The number of these goals will not be included in the sum of the goals of a player.

Goalkeepers		Shot (saves)							
No	Name	Total	7m	6m	9m	Wing	PV	Fast breaks	Breakthrough
1	Dobaj, Gasper	33% (1 /3)	50% (1 /2)	0% (0 /1)	-% (0 /0)	-% (0 /0)	-% (0 /0)	-% (0 /0)	0% (0 /1)
92	Jakob, Kelich	-% (0 /0)	-% (0 /0)	-% (0 /0)	-% (0 /0)	-% (0 /0)	-% (0 /0)	-% (0 /0)	-% (0 /0)
96	Konecny, Michal Martin	30% (12 /40)	33% (1 /3)	33% (5 /15)	67% (2 /3)	44% (4 /9)	0% (0 /1)	0% (0 /9)	25% (3 /12)
		30% (13 /43)	40% (2 /5)	31% (5 /16)	67% (2 /3)	44% (4 /9)	0% (0 /1)	0% (0 /9)	23% (3 /13)

Team shots	Goals	Saved	Missed	Post	Blocked	Total	Efficiency
7m shots	4	0	0	0	0	4/4	100%
6m shots	7	4	2	0	0	7/13	54%
9m shots	8	4	2	0	2	8/16	50%
Wing shots	4	3	0	0	0	4/7	57%
Pivot	3	0	0	0	0	3/3	100%
Fast breaks	2	0	0	0	0	2/2	100%
Breakthrough	4	2	0	0	0	4/7	57%
	29	11	4	0	2	29/46	63%

## LEGEND

PV	Pivot shots
FB	All fast breaks
BT	Breakthrough
TF	Technical fault
ST	Steals
BS	Blocked shots
AS	Assist
YC	Yellow cards
2min	2 Minute suspension
RC	Red cards
BC	Blue cards

It is possible in individual cases, that differences between the sum of individual player statistics and team statistics occur. The reason is that due to the speed of a handball game at individual events our scouts can not assign the player data correctly.