



Date: 14/03/26  
 Time: 19:00  
 Match: Round: 18. Matchday, Match ID: 62070722, Season: 25/26  
 Venue: Sporthalle Koflach  
 Referees: ,

# MATCH-REPORT

HLA Meisterliga

www.hla.at

#GeballteLeidenschaft

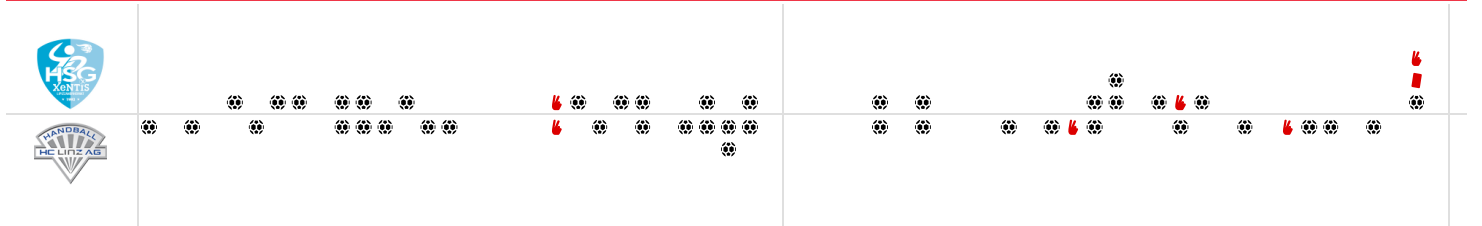
ENDED

## HSG Lipizzanerheimat

# 19 : 25

( 11 : 15 )

## HC Linz AG



Top scorer: Omeragic **6** | 2min: **3** | Top scorer: Bohm **6** | 2min: **3**

**SCORING EFFICIENCY: 42%**

Total shots: 45

Goals: 19

Saved: 17

Missed: 6

Post: 3

Blocked: 3

**7M EFFICIENCY**

**75%**

34

Goals scored | 7m awarded

Unsuccessful:  
01:26 | 56 BECIRI (SAVE)

**SCORING EFFICIENCY: 53%**

Total shots: 47

Goals: 25

Saved: 15

Missed: 4

Post: 1

Blocked: 3

**7M EFFICIENCY**

**0%**

01

Goals scored | 7m awarded

Unsuccessful:  
60:35 | 25 KLEWEIN (SAVE)

**ATTACK SUCCESS**    **GOALKEEPER EFFICIENCY**    **DEFENDING EFFICIENCY**

**36%**

19 Goals scored | 53 Attack\*

**40%**

17 Saves | 42 Shots on target

**53%**

25 Goals conceded | 53 Attack conceded\*

**DEFENDING EFFICIENCY**    **GOALKEEPER EFFICIENCY**    **ATTACK SUCCESS**

**64%**

19 Goals conceded | 53 Attack conceded\*

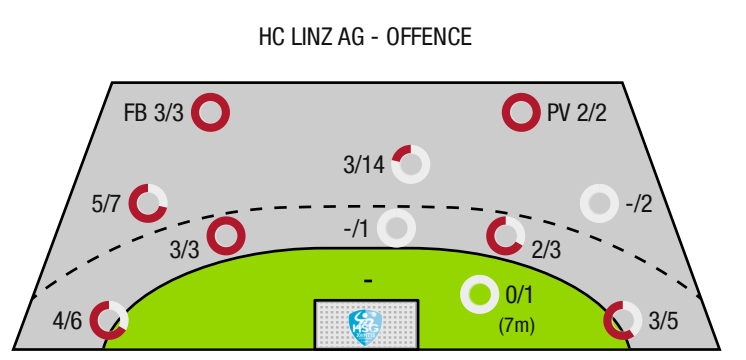
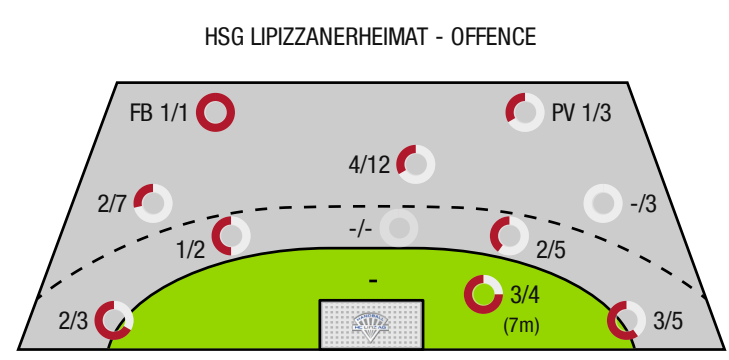
**44%**

15 Saves | 34 Shots on target

**47%**

25 Goals scored | 53 Attack\*

\*Attack number is incremented on every change of ball possession.



FB - All fast breaks    PV - Pivot shots



HSG Lipizzanerheimat

ENDED

19 : 25

( 11 : 15 )

HC Linz AG



Players			Shots (goals)								Others				Penalties			
No	Name	Pos.	Total	7m	6m	9m	Wing	PV	FB	BT*	TF	ST	BS	AS	YC	2min	RC	BC
16	Budovic, Jovo	TW	100% (1/1)			1/1												
99	Strasek, Denis	TW	-% (0/0)															
4	Omeragic, Adi	RL	43% (6/14)	3/3		3/11					2	1	1	2				
5	Gollner, Alexander	RM	33% (2/6)		2/3	0/3				2/3	2					1	1	
6	Cichy, Markus	RR	-% (0/0)															
8	Friedrich, Maximilian	KM	-% (0/0)															
9	Palmstingl, Patrick	RA	60% (3/5)				3/5											
10	Plattner, Felix	RM	100% (1/1)			1/1					1			1				
13	Langmann, Leonhard	LA	60% (3/5)		0/1		2/3		1/1	0/1								
14	Kreidl, Paul	RM	-% (0/0)															
17	Liam, Eishinger	KM	-% (0/0)															
19	Wastl, Philip	KM	0% (0/1)					0/1										
41	Fall, Moritz	RR	-% (0/0)															
56	Beciri, Kristian	KM	33% (1/3)	0/1				1/2					2			1		
61	Golubovic, Milan	RR	29% (2/7)		1/3	1/4				1/1	4			4				
87	Lantos, Cornel	RR	0% (0/2)			0/2												
0A	Pausits, Noel																	
0B	Arnaudovski, Risto																	
0C	W, Smon																	
0D	Kollegger, Christian																	
			42% (19/45)	3/4	3/7	6/22	5/8	1/3	1/1	3/5	9	1	3	7	0	3	1	0

A breakthrough (BT) is an additional information for goals that have been achieved from the backcourt. The number of these goals will not be included in the sum of the goals of a player.

Goalkeepers		Shot (saves)							
No	Name	Total	7m	6m	9m	Wing	PV	Fast breaks	Breakthrough
16	Budovic, Jovo	38% (15/40)	100% (1/1)	17% (1/6)	56% (10/18)	30% (3/10)	0% (0/2)	0% (0/3)	29% (2/7)
99	Strasek, Denis	-% (0/0)	-% (0/0)	-% (0/0)	-% (0/0)	-% (0/0)	-% (0/0)	-% (0/0)	-% (0/0)
		38% (15/40)	100% (1/1)	17% (1/6)	56% (10/18)	30% (3/10)	0% (0/2)	0% (0/3)	29% (2/7)

Team shots	Goals	Saved	Missed	Post	Blocked	Total	Efficiency
7m shots	3	1	0	0	0	3/4	75%
6m shots	3	2	0	1	1	3/7	43%
9m shots	6	10	2	2	2	6/22	27%
Wing shots	5	2	0	0	0	5/8	63%
Pivot	1	2	0	0	0	1/3	33%
Fast breaks	1	0	0	0	0	1/1	100%
Breakthrough	3	2	0	0	0	3/5	60%
	19	17	6	3	3	19/45	42%

## LEGEND

PV	Pivot shots
FB	All fast breaks
BT	Breakthrough
TF	Technical fault
ST	Steals
BS	Blocked shots
AS	Assist
YC	Yellow cards
2min	2 Minute suspension
RC	Red cards
BC	Blue cards

It is possible in individual cases, that differences between the sum of individual player statistics and team statistics occur. The reason is that due to the speed of a handball game at individual events our scouts can not assign the player data correctly.



HSG Lipizzanerheimat

ENDED

19 : 25

( 11 : 15 )

HC Linz AG



Players			Shots (goals)								Others				Penalties			
No	Name	Pos.	Total	7m	6m	9m	Wing	PV	FB	BT*	TF	ST	BS	AS	YC	2min	RC	BC
16	Zwicklhuber, David	TW	-% (0/0)															
23	Kishou, Aliaksei	TW	-% (0/0)											1				
3	Mostl, C	RL	56% (5/9)		1/2	4/7				1/1	1							
7	Mitterrutzer, Boris	LA	-% (0/0)															
13	Petrovic, Pavle	RR	25% (2/8)		1/1	1/7				1/2	4		1	4				
14	Palan, Fabian	RR	-% (0/0)															
19	Moser, Nils	RA	60% (3/5)				3/5				1			1				
21	Gregoric, Leon	KM	100% (1/1)					1/1						1		1		
25	Klewein, Simon	RL	0% (0/1)	0/1														
26	Fizuleto, Lucijan	RM	67% (4/6)		2/2	1/3		1/1		2/2		1	1	5				
33	Bohm, Elmar	LA	75% (6/8)				4/6		2/2									
67	Bryslawski, F	RL	100% (1/1)						1/1				1			2		
92	Stojanovic, Jadranko	KM	-% (0/0)								1							
93	Klimavets, Andrei	RL	38% (3/8)		1/2	2/6				1/2	1							
0A	Berger, Franz																	
0B	Vunjak, Milan																	
0C	Kainz, Franz																	
			53% (25 /47)	0/1	5/7	8/23	7/11	2/2	3/3	5/7	8	1	3	12	0	3	0	0

A breakthrough (BT) is an additional information for goals that have been achieved from the backcourt. The number of these goals will not be included in the sum of the goals of a player.

Goalkeepers		Shot (saves)							
No	Name	Total	7m	6m	9m	Wing	PV	Fast breaks	Breakthrough
16	Zwicklhuber, David	-% (0 /0)	-% (0 /0)	-% (0 /0)	-% (0 /0)	-% (0 /0)	-% (0 /0)	-% (0 /0)	-% (0 /0)
23	Kishou, Aliaksei	49% (17 /35)	25% (1 /4)	40% (2 /5)	67% (10 /15)	29% (2 /7)	67% (2 /3)	0% (0 /1)	40% (2 /5)
		49% (17 /35)	25% (1 /4)	40% (2 /5)	67% (10 /15)	29% (2 /7)	67% (2 /3)	0% (0 /1)	40% (2 /5)

Team shots	Goals	Saved	Missed	Post	Blocked	Total	Efficiency	
7m shots	0	1	0	0	0	0/1	0%	
6m shots	5	1	0	0	1	5/7	71%	
9m shots	8	10	2	1	2	8/23	35%	
Wing shots	7	3	0	0	0	7/11	64%	
Pivot	2	0	0	0	0	2/2	100%	
Fast breaks	3	0	0	0	0	3/3	100%	
Breakthrough	5	2	0	0	0	5/7	71%	
		25	15	4	1	3	25/47	53%

## LEGEND

PV	Pivot shots
FB	All fast breaks
BT	Breakthrough
TF	Technical fault
ST	Steals
BS	Blocked shots
AS	Assist
YC	Yellow cards
2min	2 Minute suspension
RC	Red cards
BC	Blue cards

It is possible in individual cases, that differences between the sum of individual player statistics and team statistics occur. The reason is that due to the speed of a handball game at individual events our scouts can not assign the player data correctly.