



Date: 13/03/26  
 Time: 19:30  
 Match: Round: 18. Matchday, Match ID: 62070726, Season: 25/26  
 Venue: Sporthalle am See  
 Referees: ,

# MATCH-REPORT

HLA Meisterliga

www.hla.at

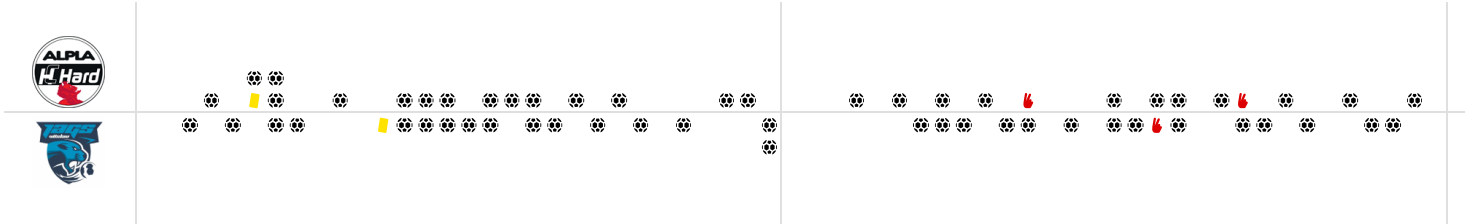
#GeballteLeidenschaft

ENDED

## 26 : 30

( 15 : 16 )

JAGS Voslau



Top scorer: Tokic **8**

2min: **2**

Top scorer: Muck **8**

2min: **1**

SCORING EFFICIENCY: **62%**

Total shots: 42

Goals: 26

Saved: 9

Missed: 7

Post: 3

Blocked: 0

7M EFFICIENCY

100%

5

Goals scored

5

7m awarded

Unsuccessful:

SCORING EFFICIENCY: **68%**

Total shots: 44

Goals: 30

Saved: 6

Missed: 2

Post: 3

Blocked: 5

7M EFFICIENCY

83%

5

Goals scored

6

7m awarded

Unsuccessful:  
31:32 | 68 SCHARTEL (BAR)

ATTACK SUCCESS

54%

26

Goals scored

48

Attack\*

GOALKEEPER EFFICIENCY

23%

9

Saves

39

Shots on target

DEFENDING EFFICIENCY

38%

30

Goals conceded

48

Attack conceded\*

DEFENDING EFFICIENCY

46%

26

Goals conceded

48

Attack conceded\*

GOALKEEPER EFFICIENCY

19%

6

Saves

32

Shots on target

ATTACK SUCCESS

63%

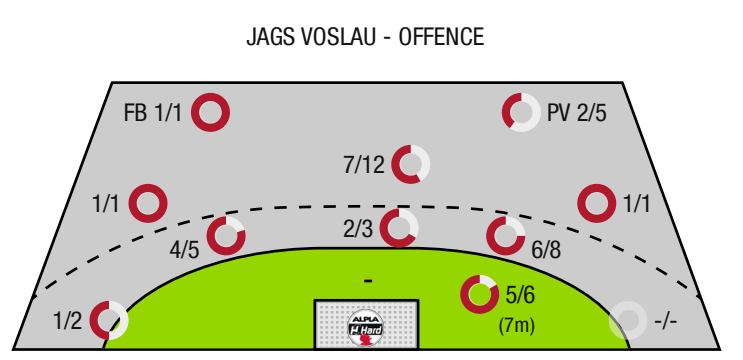
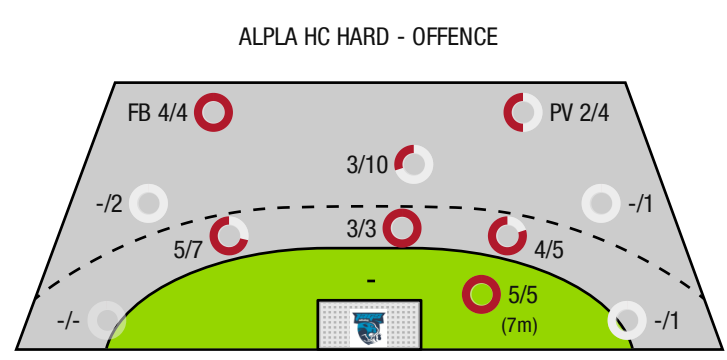
30

Goals scored

48

Attack\*

\*Attack number is incremented on every change of ball possession.



FB - All fast breaks PV - Pivot shots



Alpla HC Hard

ENDED

**26 : 30**

( 15 : 16 )

JAGS Vosslau



Players			Shots (goals)								Others				Penalties			
No	Name	Pos.	Total	7m	6m	9m	Wing	PV	FB	BT*	TF	ST	BS	AS	YC	2min	RC	BC
12	Gurskis, Lukas	TW	-% (0/0)															
32	Doknic, Golub	TW	-% (0/0)															
7	Jonsson, Tryggvi Gardar	RL	-% (0/0)													2		
9	Tokic, Ante	RA	<b>80%</b> (8/10)	4/4	2/3		0/1		2/2		1							
11	Runarsson, Tumi	RM	<b>40%</b> (2/5)	1/1		1/4					2			3				
22	Babic, Dejan	KM	<b>50%</b> (2/4)					2/4			1			2				
23	Achilles, Jakob	RM	-% (0/0)															
24	Manaskov, Martin	RL	-% (0/0)															
25	Haunold, Marc-Andre	RL	<b>0%</b> (0/1)			0/1								1				
26	Piringer, Jannik	LA	-% (0/0)															
33	Sager, Nico	LA	<b>50%</b> (2/4)		1/3				1/1									
38	Sgonc, Lennio	RA	-% (0/0)															
39	Luerzer, Robin	LA	<b>100%</b> (2/2)		1/1				1/1									
47	Fritsch, Lukas	RL	<b>56%</b> (5/9)		4/4	1/5				2/2	2		5		1			
55	Cirit, Berkant	KM	-% (0/0)															
99	Hild, Matthias	RR	<b>71%</b> (5/7)		4/4	1/3				4/4	1			4				
0A	Trautvetter, Jadranko																	
0B	Jonsson, Hannes Jon																	
0C	Maier, Martin																	
			<b>62%</b> (26 /42)	5/5	12/15	3/13	0/1	2/4	4/4	6/6	7	0	5	10	1	2	0	0

A breakthrough (BT) is an additional information for goals that have been achieved from the backcourt. The number of these goals will not be included in the sum of the goals of a player.

Goalkeepers		Shot (saves)							
No	Name	Total	7m	6m	9m	Wing	PV	Fast breaks	Breakthrough
12	Gurskis, Lukas	<b>20%</b> (4 /20)	<b>0%</b> (0 /2)	<b>33%</b> (3 /9)	<b>0%</b> (0 /6)	<b>-%</b> (0 /0)	<b>33%</b> (1 /3)	<b>-%</b> (0 /0)	<b>25%</b> (1 /4)
32	Doknic, Golub	<b>13%</b> (2 /16)	<b>0%</b> (0 /3)	<b>0%</b> (0 /6)	<b>0%</b> (0 /3)	<b>50%</b> (1 /2)	<b>100%</b> (1 /1)	<b>0%</b> (0 /1)	<b>0%</b> (0 /3)
		<b>17%</b> (6 /36)	<b>0%</b> (0 /5)	<b>20%</b> (3 /15)	<b>0%</b> (0 /9)	<b>50%</b> (1 /2)	<b>50%</b> (2 /4)	<b>0%</b> (0 /1)	<b>14%</b> (1 /7)

Team shots	Goals	Saved	Missed	Post	Blocked	Total	Efficiency
7m shots	5	0	0	0	0	<b>5/5</b>	<b>100%</b>
6m shots	12	2	0	1	0	<b>12/15</b>	<b>80%</b>
9m shots	3	6	3	1	0	<b>3/13</b>	<b>23%</b>
Wing shots	0	0	0	0	0	<b>0/1</b>	<b>0%</b>
Pivot	2	1	0	1	0	<b>2/4</b>	<b>50%</b>
Fast breaks	4	0	0	0	0	<b>4/4</b>	<b>100%</b>
Breakthrough	6	0	0	0	0	<b>6/6</b>	<b>100%</b>
	26	9	7	3	0	<b>26/42</b>	<b>62%</b>

## LEGEND

PV	Pivot shots
FB	All fast breaks
BT	Breakthrough
TF	Technical fault
ST	Steals
BS	Blocked shots
AS	Assist
YC	Yellow cards
2min	2 Minute suspension
RC	Red cards
BC	Blue cards

It is possible in individual cases, that differences between the sum of individual player statistics and team statistics occur. The reason is that due to the speed of a handball game at individual events our scouts can not assign the player data correctly.



Alpla HC Hard

ENDED

**26 : 30**

( 15 : 16 )

JAGS Voslau



Players			Shots (goals)								Others				Penalties			
No	Name	Pos.	Total	7m	6m	9m	Wing	PV	FB	BT*	TF	ST	BS	AS	YC	2min	RC	BC
1	Bauer,Thomas	TW	-% (0/0)								1			1				
61	Kaiper,Florian	TW	-% (0/0)															
4	Giner Duran,Roger	RA	<b>83%</b> (5/6)		4/5				1/1		1				1			
9	Abrahao,Leonardo	RM	<b>40%</b> (2/5)		1/2	1/3				0/1	3			3				
11	Muck,Raphael	RA	<b>80%</b> (8/10)		4/5	4/5				6/7	2			3				
14	Scheicher,Emil	RR	-% (0/0)															
17	Dika,Mateo	RA	<b>67%</b> (2/3)			2/3								2				
34	Bachmann,Moritz	RL	<b>100%</b> (2/2)			2/2								2				
53	Domotor,Dominik Csongor	RM	-% (0/0)															
55	Mendonca,Eduardo	KM	<b>57%</b> (4/7)	2/2				2/5			1							
59	Baxter,John	RL	-% (0/0)															
66	Doblhoff-deir,Moritz	RL	<b>50%</b> (1/2)		1/1	0/1												
68	Schartel,Fabian	LA	<b>67%</b> (6/9)	3/4	2/3		1/2				1							
75	Rojnica,Marijan	RA	-% (0/0)															
84	Dell,Jonas	RL	-% (0/0)								2							
95	Kirveliavicius,Romas	RL	-% (0/0)													1		
0A	Eberl,Roland																	
0B	Salvat Sanchez,Sebastian																	
0C	Halperin,Moshe																	
0D	Benjamin,Rotheneder																	
			<b>68%</b> (30/44)	5/6	12/16	9/14	1/2	2/5	1/1	6/8	11	0	0	11	1	1	0	0

A breakthrough (BT) is an additional information for goals that have been achieved from the backcourt. The number of these goals will not be included in the sum of the goals of a player.

Goalkeepers		Shot (saves)							
No	Name	Total	7m	6m	9m	Wing	PV	Fast breaks	Breakthrough
1	Bauer,Thomas	<b>27%</b> (9/33)	<b>0%</b> (0/3)	<b>14%</b> (2/14)	<b>67%</b> (6/9)	-% (0/0)	<b>33%</b> (1/3)	<b>0%</b> (0/4)	<b>0%</b> (0/6)
61	Kaiper,Florian	<b>0%</b> (0/2)	<b>0%</b> (0/2)	-% (0/0)	-% (0/0)	-% (0/0)	-% (0/0)	-% (0/0)	-% (0/0)
		<b>26%</b> (9/35)	<b>0%</b> (0/5)	<b>14%</b> (2/14)	<b>67%</b> (6/9)	-% (0/0)	<b>33%</b> (1/3)	<b>0%</b> (0/4)	<b>0%</b> (0/6)

Team shots	Goals	Saved	Missed	Post	Blocked	Total	Efficiency
7m shots	5	0	0	1	0	<b>5/6</b>	<b>83%</b>
6m shots	12	3	0	1	0	<b>12/16</b>	<b>75%</b>
9m shots	9	0	0	0	5	<b>9/14</b>	<b>64%</b>
Wing shots	1	1	0	0	0	<b>1/2</b>	<b>50%</b>
Pivot	2	2	0	1	0	<b>2/5</b>	<b>40%</b>
Fast breaks	1	0	0	0	0	<b>1/1</b>	<b>100%</b>
Breakthrough	6	1	0	1	0	<b>6/8</b>	<b>75%</b>
	30	6	2	3	5	<b>30/44</b>	<b>68%</b>

## LEGEND

PV	Pivot shots
FB	All fast breaks
BT	Breakthrough
TF	Technical fault
ST	Steals
BS	Blocked shots
AS	Assist
YC	Yellow cards
2min	2 Minute suspension
RC	Red cards
BC	Blue cards

It is possible in individual cases, that differences between the sum of individual player statistics and team statistics occur. The reason is that due to the speed of a handball game at individual events our scouts can not assign the player data correctly.