



Date: 28/03/26  
 Time: 18:25  
 Match: Round: 19. Matchday, Match ID: 62070728, Season: 25/26  
 Venue: Thermenhalle  
 Referees: ,

# MATCH-REPORT

HLA Meisterliga

www.hla.at

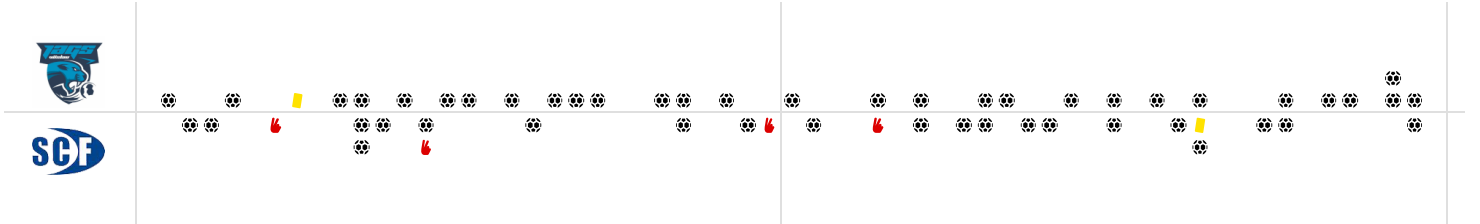
#GeballteLeidenschaft

ENDED

## 29 : 21

( 14 : 9 )

SC Ferlach



Top scorer: Abrahao **8** | 2min: **0** | Top scorer: Perkusic **8** | 2min: **4**

### SCORING EFFICIENCY: 76%

Total shots: 38

Goals: 29

Saved: 7

Missed: 2

Post: 2

Blocked: 0

### 7M EFFICIENCY

**80%**

Goals scored: **4** | 7m awarded: **5**

Unsuccessful: 52:40 | 68 SCHARTEL (SAVE)

### SCORING EFFICIENCY: 51%

Total shots: 41

Goals: 21

Saved: 10

Missed: 7

Post: 4

Blocked: 3

### 7M EFFICIENCY

**100%**

Goals scored: **2** | 7m awarded: **2**

Unsuccessful:

### ATTACK SUCCESS

**59%**

Goals scored: **29** | Attack\*: **49**

### GOALKEEPER EFFICIENCY

**25%**

Saves: **7** | Shots on target: **28**

### DEFENDING EFFICIENCY

**58%**

Goals conceded: **21** | Attack conceded\*: **50**

### DEFENDING EFFICIENCY

**41%**

Goals conceded: **29** | Attack conceded\*: **49**

### GOALKEEPER EFFICIENCY

**26%**

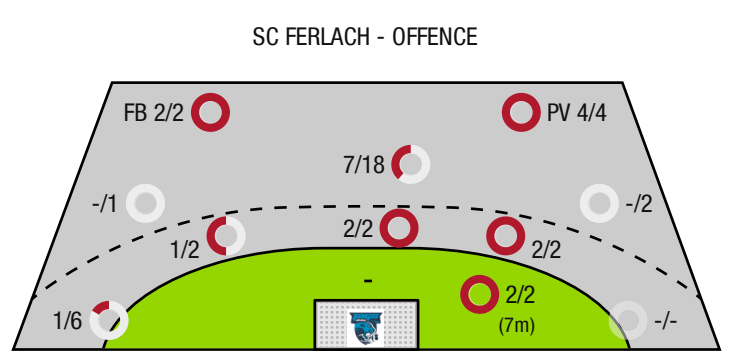
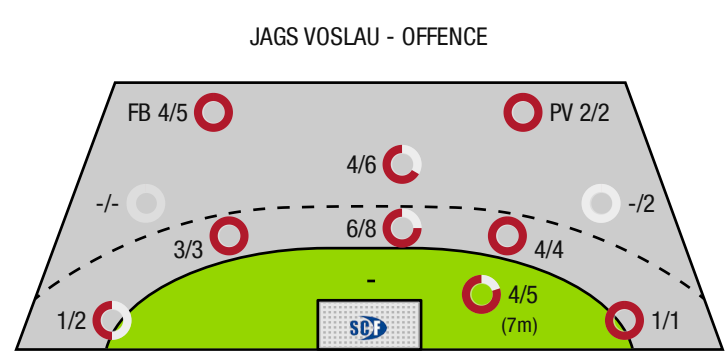
Saves: **10** | Shots on target: **39**

### ATTACK SUCCESS

**42%**

Goals scored: **21** | Attack\*: **50**

\*Attack number is incremented on every change of ball possession.



FB - All fast breaks | PV - Pivot shots



JAGS Vosslau

ENDED

29 : 21

( 14 : 9 )

SC Ferlach



Players			Shots (goals)								Others				Penalties			
No	Name	Pos.	Total	7m	6m	9m	Wing	PV	FB	BT*	TF	ST	BS	AS	YC	2min	RC	BC
1	Bauer,Thomas	TW	-% (0/0)															
61	Kaiper, Florian	TW	-% (0/0)								1							
4	Giner Duran, Roger	RA	80% (4/5)		1/1		1/1		2/3			1		1				
9	Abrahamo, Leonardo	RM	89% (8/9)		8/8	0/1				7/7	3			3				
11	Muck, Raphael	RA	50% (1/2)		0/1	1/1					1			2				
14	Scheicher, Emil	RR	-% (0/0)															
17	Dika, Mateo	RA	100% (2/2)		2/2					2/2	1							
23	Barta, Christoph	RA	-% (0/0)															
34	Bachmann, Moritz	RL	50% (1/2)		1/1	0/1				1/2	2			2				
41	Kovacec, Jan	RM	60% (3/5)		1/1	2/4					1	1		1				
55	Mendonca, Eduardo	KM	100% (2/2)					2/2			1		1	2				
59	Baxter, John	RL	100% (1/1)			1/1												
66	Doblhoff- deir, Moritz	RL	50% (1/2)		0/1				1/1		1		1					
68	Schartel, Fabian	LA	75% (6/8)	4/5			1/2		1/1									
84	Dell, Jonas	RL	-% (0/0)															
95	Kirveliavicius, Romas	RL	-% (0/0)										1		1			
0A	Eberl, Roland																	
0B	Salvat Sanchez, Sebastian																	
0C	Halperin, Moshe																	
0D	Rothenberger, Benjamin																	
			<b>76% (29/38)</b>	4/5	13/15	4/8	2/3	2/2	4/5	10/11	11	2	3	11	1	0	0	0

A breakthrough (BT) is an additional information for goals that have been achieved from the backcourt. The number of these goals will not be included in the sum of the goals of a player.

Goalkeepers		Shot (saves)							
No	Name	Total	7m	6m	9m	Wing	PV	Fast breaks	Breakthrough
1	Bauer,Thomas	50% (2/4)	-% (0/0)	0% (0/1)	100% (2/2)	-% (0/0)	0% (0/1)	-% (0/0)	0% (0/1)
61	Kaiper, Florian	30% (8/27)	0% (0/2)	0% (0/4)	36% (4/11)	80% (4/5)	0% (0/3)	0% (0/2)	0% (0/4)
		<b>32% (10/31)</b>	<b>0% (0/2)</b>	<b>0% (0/5)</b>	<b>46% (6/13)</b>	<b>80% (4/5)</b>	<b>0% (0/4)</b>	<b>0% (0/2)</b>	<b>0% (0/5)</b>

Team shots	Goals	Saved	Missed	Post	Blocked	Total	Efficiency
7m shots	4	1	0	0	0	4/5	80%
6m shots	13	2	0	0	0	13/15	87%
9m shots	4	2	0	2	0	4/8	50%
Wing shots	2	1	0	0	0	2/3	67%
Pivot	2	0	0	0	0	2/2	100%
Fast breaks	4	1	0	0	0	4/5	80%
Breakthrough	10	0	0	1	0	10/11	91%
	29	7	2	2	0	29/38	76%

## LEGEND

PV	Pivot shots
FB	All fast breaks
BT	Breakthrough
TF	Technical fault
ST	Steals
BS	Blocked shots
AS	Assist
YC	Yellow cards
2min	2 Minute suspension
RC	Red cards
BC	Blue cards

It is possible in individual cases, that differences between the sum of individual player statistics and team statistics occur. The reason is that due to the speed of a handball game at individual events our scouts can not assign the player data correctly.



JAGS Voslau

ENDED

29 : 21

( 14 : 9 )

SC Ferlach



Players			Shots (goals)								Others				Penalties			
No	Name	Pos.	Total	7m	6m	9m	Wing	PV	FB	BT*	TF	ST	BS	AS	YC	2min	RC	BC
1	Dobaj, Gasper	TW	-% (0/0)															
92	Jakob, Kelich	TW	-% (0/0)															
96	Konecny, Michal Martin	TW	-% (0/0)											1				
4	Wuzella, Stefan	RA	-% (0/0)															
8	Knapp, Simon	KM	-% (0/0)								1	1				2		
10	Perkusic, Toni	RR	57% (8/14)	2/2	3/3	3/9				3/3	1			2		1		
13	Gysin, David	RR	-% (0/0)															
15	Besser, Noel	RL	-% (0/0)															
17	Kelih, Markus	RM	-% (0/0)															
21	Gartner, Tine	RA	100% (2/2)		1/1				1/1	1/1	1							
25	Ploner, Florian	LA	17% (1/6)				1/6											
27	Pernovsek, Luka	RA	-% (0/0)															
50	Gonzalez-Martinez, Adonis	RM	-% (0/0)								1					1		
57	Leban, Patrik	RM	43% (3/7)			3/7					1			2				
81	Milicevic, Adrian	KM	100% (4/4)					4/4			1			1				
93	Nosan, Blaz	RM	38% (3/8)		1/2	1/5			1/1	1/1	2	1		1				
0A	Basrisic, Miro																	
0B	Begus, Robert														1			
0D	Holz, Christoph																	
			51% (21 /41)	2/2	5/6	7/21	1/6	4/4	2/2	5/5	8	2	0	7	1	4	0	0

A breakthrough (BT) is an additional information for goals that have been achieved from the backcourt. The number of these goals will not be included in the sum of the goals of a player.

Goalkeepers		Shot (saves)							
No	Name	Total	7m	6m	9m	Wing	PV	Fast breaks	Breakthrough
1	Dobaj, Gasper	13% (1 /8)	50% (1 /2)	0% (0 /4)	0% (0 /1)	-% (0 /0)	-% (0 /0)	0% (0 /1)	0% (0 /3)
92	Jakob, Kelich	-% (0 /0)	-% (0 /0)	-% (0 /0)	-% (0 /0)	-% (0 /0)	-% (0 /0)	-% (0 /0)	-% (0 /0)
96	Konecny, Michal Martin	22% (6 /27)	0% (0 /3)	18% (2 /11)	40% (2 /5)	33% (1 /3)	0% (0 /2)	33% (1 /3)	0% (0 /7)
		20% (7 /35)	20% (1 /5)	13% (2 /15)	33% (2 /6)	33% (1 /3)	0% (0 /2)	25% (1 /4)	0% (0 /10)

Team shots	Goals	Saved	Missed	Post	Blocked	Total	Efficiency
7m shots	2	0	0	0	0	2/2	100%
6m shots	5	0	0	1	0	5/6	83%
9m shots	7	6	3	2	3	7/21	33%
Wing shots	1	4	0	1	0	1/6	17%
Pivot	4	0	0	0	0	4/4	100%
Fast breaks	2	0	0	0	0	2/2	100%
Breakthrough	5	0	0	0	0	5/5	100%
	21	10	7	4	3	21/41	51%

## LEGEND

PV	Pivot shots
FB	All fast breaks
BT	Breakthrough
TF	Technical fault
ST	Steals
BS	Blocked shots
AS	Assist
YC	Yellow cards
2min	2 Minute suspension
RC	Red cards
BC	Blue cards

It is possible in individual cases, that differences between the sum of individual player statistics and team statistics occur. The reason is that due to the speed of a handball game at individual events our scouts can not assign the player data correctly.