



Date: 27/03/26
 Time: 19:30
 Match: Round: 19. Matchday, Match ID: 62070730, Season: 25/26
 Venue: Sporthalle Margareten
 Referees: ,

MATCH-REPORT

HLA Meisterliga

www.hla.at

#GeballteLeidenschaft

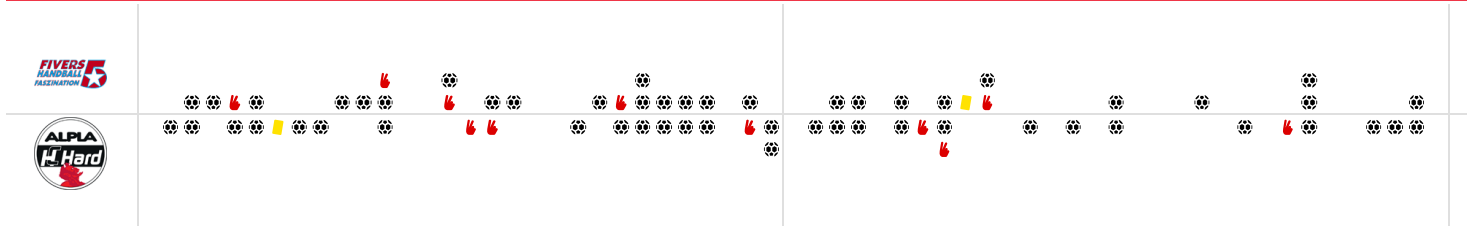
ENDED

HC Fivers Wat Margareten

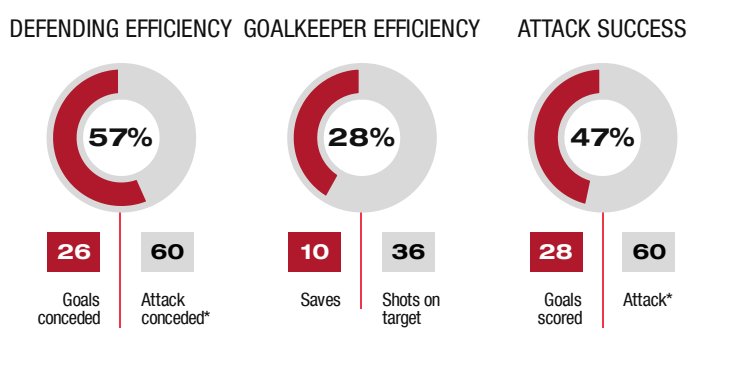
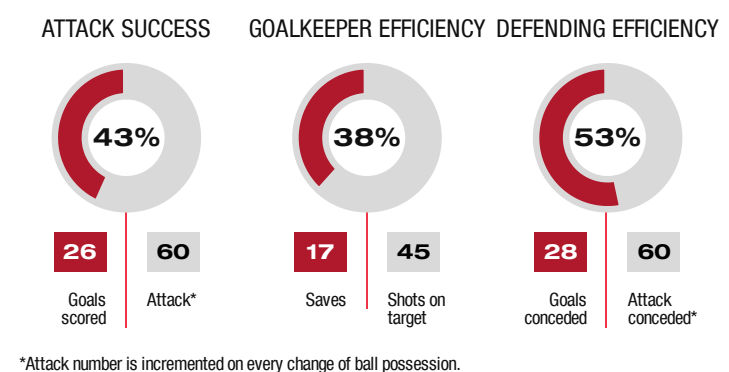
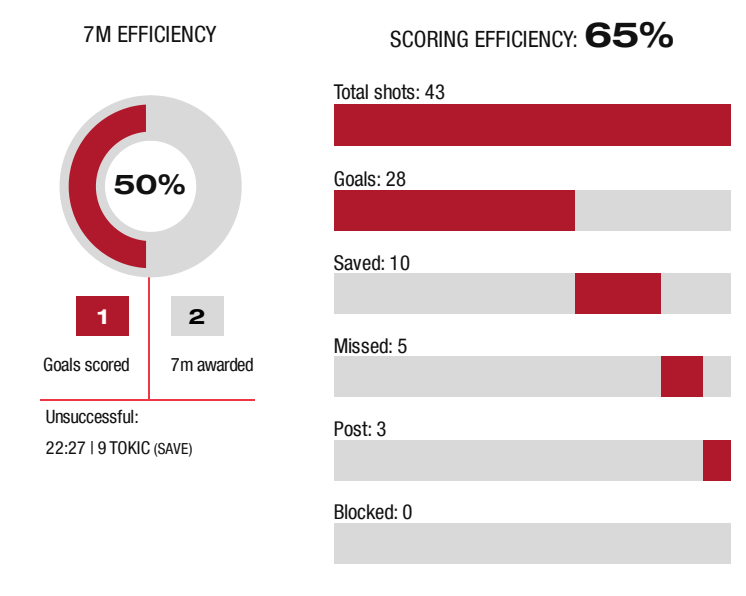
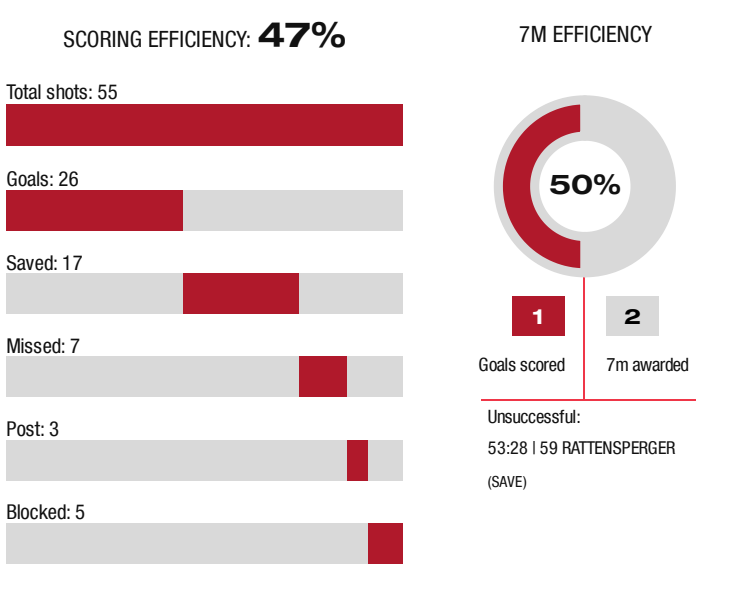
26 : 28

Alpla HC Hard

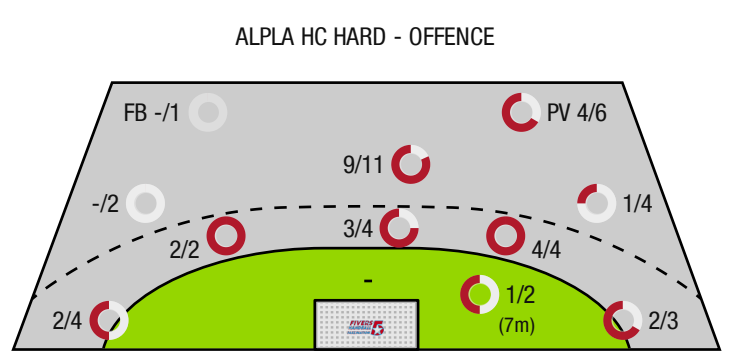
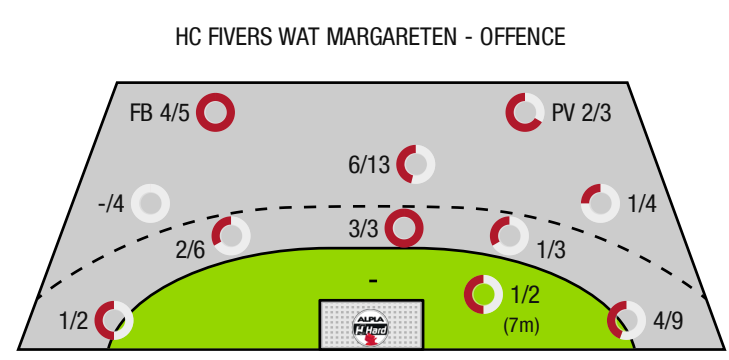
(16 : 15)



Top scorer: Rattensperger **6** 2min: **5** Top scorer: Runarsson **8** 2min: **6**



*Attack number is incremented on every change of ball possession.



FB - All fast breaks PV - Pivot shots

ENDED

HC Fivers Wat Margareten **26 : 28**

Alpla HC Hard



(16 : 15)

Players			Shots (goals)								Others				Penalties			
No	Name	Pos.	Total	7m	6m	9m	Wing	PV	FB	BT*	TF	ST	BS	AS	YC	2min	RC	BC
51	Oleksii, Novikov	TW	-% (0/0)									1		1				
52	Konstantin, Marko	TW	-% (0/0)															
5	Danhel, Maximilian	RR	0% (0/1)					0/1								1		
15	Gangel, Philipp	LA	0% (0/2)				0/1		0/1									
25	Weiser, Samuel	RL	-% (0/0)													1		
35	Gangel, Lukas	RR	50% (1/2)		0/1	1/1					0/1							
50	Tikvic, Emanuel	RL	100% (1/1)					1/1			1	2						
53	Dvorak, Florentin	RR	40% (4/10)		2/3	1/4	1/3			2/3	3			6				
55	Martinovic, Marin	RM	25% (1/4)		0/1	1/3												
57	Rudnicki, Mats	RL	38% (5/13)		2/3	3/10												
58	Brenneis, Leander	KM	100% (1/1)					1/1								2		
59	Rattensperger, Matthias	RA	67% (6/9)	1/2			2/4		3/3									
65	Breit, Leon	LA	100% (2/2)				2/2					1		2		1		
75	Wieder, Julian	RA	0% (0/1)				0/1											
85	Schuh, Fabio	RM	56% (5/9)		2/4	1/3			1/1	0/2	4			1				
95	Lichtblau, Lorin	LA	-% (0/0)															
0A	Jonas, Herbert																	
0B	Eckl, Peter																	
0C	Neckam, Monika																	
0D	Glatzi, Fabian																	
			47% (26 /55)	1/2	6/12	7/21	5/11	2/3	4/5	2/6	8	4	0	10	1	5	0	0

A breakthrough (BT) is an additional information for goals that have been achieved from the backcourt. The number of these goals will not be included in the sum of the goals of a player.

Goalkeepers		Shot (saves)							
No	Name	Total	7m	6m	9m	Wing	PV	Fast breaks	Breakthrough
51	Oleksii, Novikov	26% (10 /38)	50% (1 /2)	0% (0 /9)	38% (6 /16)	20% (1 /5)	20% (1 /5)	100% (1 /1)	0% (0 /5)
52	Konstantin, Marko	-% (0 /0)	-% (0 /0)	-% (0 /0)	-% (0 /0)	-% (0 /0)	-% (0 /0)	-% (0 /0)	-% (0 /0)
		26% (10 /38)	50% (1 /2)	0% (0 /9)	38% (6 /16)	20% (1 /5)	20% (1 /5)	100% (1 /1)	0% (0 /5)

Team shots	Goals	Saved	Missed	Post	Blocked	Total	Efficiency
7m shots	1	1	0	0	0	1/2	50%
6m shots	6	2	1	2	1	6/12	50%
9m shots	7	8	2	0	4	7/21	33%
Wing shots	5	4	0	1	0	5/11	45%
Pivot	2	1	0	0	0	2/3	67%
Fast breaks	4	1	0	0	0	4/5	80%
Breakthrough	2	2	0	2	0	2/6	33%
	26	17	7	3	5	26/55	47%

LEGEND

PV	Pivot shots
FB	All fast breaks
BT	Breakthrough
TF	Technical fault
ST	Steals
BS	Blocked shots
AS	Assist
YC	Yellow cards
2min	2 Minute suspension
RC	Red cards
BC	Blue cards

It is possible in individual cases, that differences between the sum of individual player statistics and team statistics occur. The reason is that due to the speed of a handball game at individual events our scouts can not assign the player data correctly.

ENDED



HC Fivers Wat Margareten

26 : 28

Alpla HC Hard



(16 : 15)

Players			Shots (goals)								Others				Penalties			
No	Name	Pos.	Total	7m	6m	9m	Wing	PV	FB	BT*	TF	ST	BS	AS	YC	2min	RC	BC
12	Gurskis, Lukas	TW	-% (0/0)															
32	Doknic, Golub	TW	-% (0/0)								1							
7	Jonsson, Tryggvi Gardar	RL	-% (0/0)								1		2			1		
9	Tokic, Ante	RA	57% (4/7)	0/1	1/1	2/3	1/2				1			1	1			
11	Runarsson, Tumi	RM	89% (8/9)	1/1	3/3	4/5				2/2	1			7				
22	Babic, Dejan	KM	67% (4/6)					4/6			5					1		
24	Manaskov, Martin	RL	-% (0/0)															
25	Haunold, Marc-Andre	RL	75% (3/4)		2/3	1/1					4			2		1		
26	Piringer, Jannik	LA	-% (0/0)															
33	Sager, Nico	LA	33% (1/3)				1/2		0/1		1	1				1		
35	Haemmerle, Matthias	RM	-% (0/0)															
38	Sgonc, Lennio	RA	100% (1/1)				1/1				1					1		
39	Luerzer, Robin	LA	50% (1/2)				1/2											
47	Fritsch, Lukas	RL	40% (2/5)			2/5							1	2				
55	Cirit, Berkant	KM	-% (0/0)															
99	Hild, Matthias	RR	67% (4/6)		3/3	1/3				3/3	1		2			1		
0A	Trautvetter, Benjamin																	
0B	Jonsson, Hannes Jon																	
0C	Maier, Martin																	
			65% (28 /43)	1/2	9/10	10/17	4/7	4/6	0/1	5/5	16	1	5	12	1	6	0	0

A breakthrough (BT) is an additional information for goals that have been achieved from the backcourt. The number of these goals will not be included in the sum of the goals of a player.

Goalkeepers		Shot (saves)							
No	Name	Total	7m	6m	9m	Wing	PV	Fast breaks	Breakthrough
12	Gurskis, Lukas	-% (0 /0)	-% (0 /0)	-% (0 /0)	-% (0 /0)	-% (0 /0)	-% (0 /0)	-% (0 /0)	-% (0 /0)
32	Doknic, Golub	40% (17 /42)	50% (1 /2)	25% (2 /8)	53% (8 /15)	44% (4 /9)	33% (1 /3)	25% (1 /4)	50% (2 /4)
		40% (17 /42)	50% (1 /2)	25% (2 /8)	53% (8 /15)	44% (4 /9)	33% (1 /3)	25% (1 /4)	50% (2 /4)

Team shots	Goals	Saved	Missed	Post	Blocked	Total	Efficiency
7m shots	1	1	0	0	0	1/2	50%
6m shots	9	0	0	1	0	9/10	90%
9m shots	10	6	1	0	0	10/17	59%
Wing shots	4	1	0	1	0	4/7	57%
Pivot	4	1	0	1	0	4/6	67%
Fast breaks	0	1	0	0	0	0/1	0%
Breakthrough	5	0	0	0	0	5/5	100%
	28	10	5	3	0	28/43	65%

LEGEND

PV	Pivot shots
FB	All fast breaks
BT	Breakthrough
TF	Technical fault
ST	Steals
BS	Blocked shots
AS	Assist
YC	Yellow cards
2min	2 Minute suspension
RC	Red cards
BC	Blue cards

It is possible in individual cases, that differences between the sum of individual player statistics and team statistics occur. The reason is that due to the speed of a handball game at individual events our scouts can not assign the player data correctly.