



Date: 28/03/26  
 Time: 18:30  
 Match: Round: 19. Matchday, Match ID: 62070732, Season: 25/26  
 Venue: Weinviertelarena  
 Referees: ,

# MATCH-REPORT

HLA Meisterliga

www.hla.at

#GeballteLeidenschaft

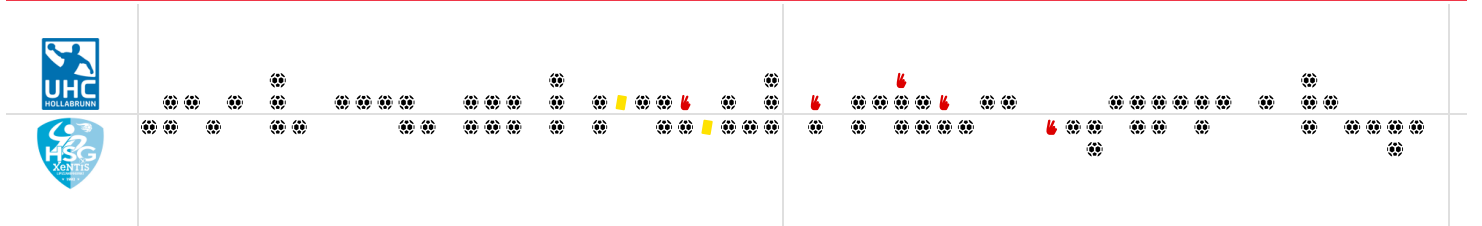
ENDED

## UHC Hollabrunn

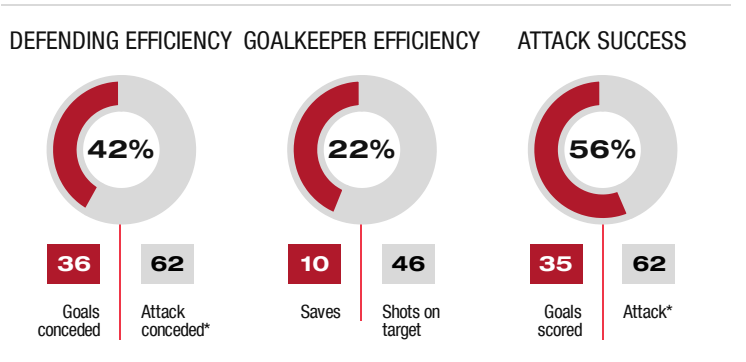
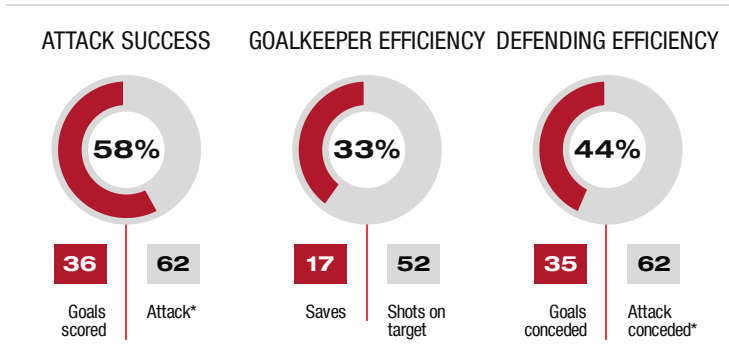
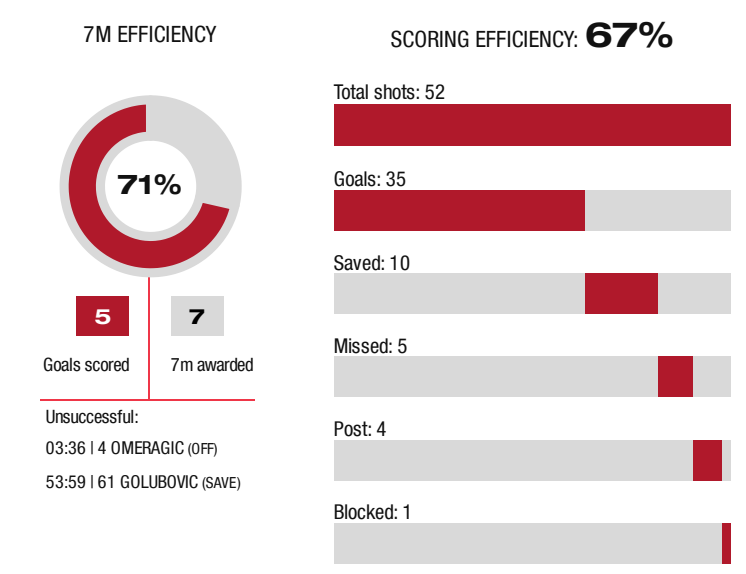
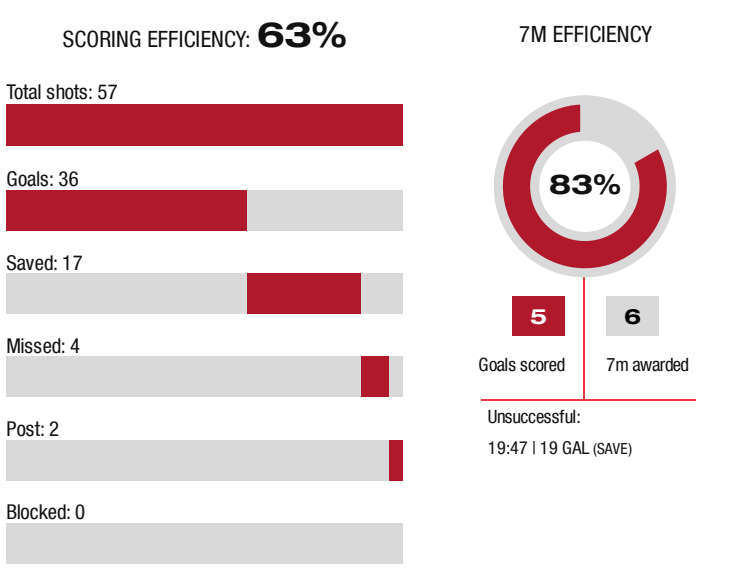
# 36 : 35

( 20 : 17 )

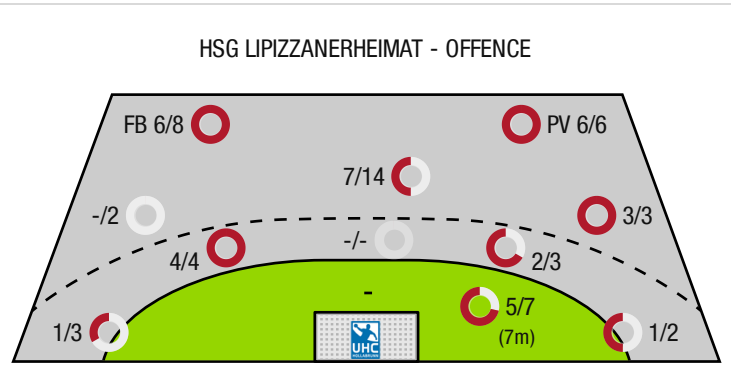
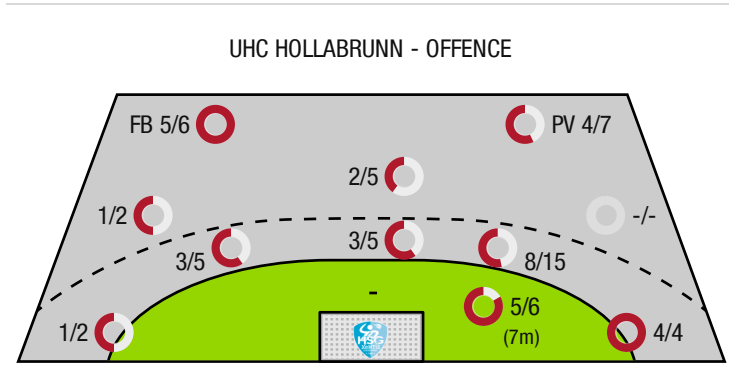
## HSG Lipizzanerheimat



Top scorer: Radjenovic **8**      2min: **4**      Top scorer: Golubovic **9**      2min: **1**



\*Attack number is incremented on every change of ball possession.



FB - All fast breaks      PV - Pivot shots



UHC Hollabrunn

ENDED

36 : 35

HSG Lipizzanerheimat



( 20 : 17 )

Players			Shots (goals)								Others				Penalties			
No	Name	Pos.	Total	7m	6m	9m	Wing	PV	FB	BT*	TF	ST	BS	AS	YC	2min	RC	BC
16	Misha, Biedermann	TW	-% (0/0)															
36	Fabry, Samuel	TW	-% (0/0)															
62	Nimanaj, Arianit	TW	-% (0/0)															
3	Irlacher, Felix	RA	-% (0/0)								1							
5	Parzer, Tobias	KM	57% (4/7)					3/6	1/1			1						
6	Weiss, Paul	RA	-% (0/0)															
7	Radjenovic, Rade	RM	62% (8/13)		6/10	1/2			1/1	5/8	1	1		1		1		
9	Simic, Ante	RL	50% (1/2)			1/2							1			1		
11	Falthansl-Scheinecker, Florian	LA	50% (1/2)				1/2				1					1		
18	Lorenz, Manuel	LA	-% (0/0)															
19	Gal, Kristof	RL	86% (6/7)	5/6				1/1										
20	Lorenz, Fabian	RL	-% (0/0)															
22	Safranko, Rudolf Zvonimir	RM	70% (7/10)		5/7	1/2			1/1	5/5	3	1		2	1	1		
44	Cirar, Gal	RA	75% (6/8)		0/1		4/4		2/3	0/1	1	2						
63	Jovanovic, Mladan	RM	38% (3/8)		3/7	0/1				3/6	2			1				
99	Arsenovski, Filip	KM	-% (0/0)									1		1				
0	Irlacher, Felix																	
0A	Gedinger, Gerhard																	
0B	Mitkov, Vlatko																	
0C	Forrai, Daniel																	
0D	Heinrich, Hubl																	
			63% (36 / 57)	5/6	14/25	3/7	5/6	4/7	5/6	13/20	9	6	1	5	1	4	0	0

A breakthrough (BT) is an additional information for goals that have been achieved from the backcourt. The number of these goals will not be included in the sum of the goals of a player.

Goalkeepers		Shot (saves)							
No	Name	Total	7m	6m	9m	Wing	PV	Fast breaks	Breakthrough
16	Misha, Biedermann	-% (0 / 0)	-% (0 / 0)	-% (0 / 0)	-% (0 / 0)	-% (0 / 0)	-% (0 / 0)	-% (0 / 0)	-% (0 / 0)
36	Fabry, Samuel	0% (0 / 2)	0% (0 / 2)	-% (0 / 0)	-% (0 / 0)	-% (0 / 0)	-% (0 / 0)	-% (0 / 0)	-% (0 / 0)
62	Nimanaj, Arianit	23% (10 / 43)	25% (1 / 4)	0% (0 / 6)	41% (7 / 17)	33% (1 / 3)	0% (0 / 6)	14% (1 / 7)	0% (0 / 4)
		22% (10 / 45)	17% (1 / 6)	0% (0 / 6)	41% (7 / 17)	33% (1 / 3)	0% (0 / 6)	14% (1 / 7)	0% (0 / 4)

Team shots	Goals	Saved	Missed	Post	Blocked	Total	Efficiency
7m shots	5	1	0	0	0	5/6	83%
6m shots	14	11	0	0	0	14/25	56%
9m shots	3	3	1	0	0	3/7	43%
Wing shots	5	0	0	1	0	5/6	83%
Pivot	4	2	0	0	0	4/7	57%
Fast breaks	5	0	0	1	0	5/6	83%
Breakthrough	13	7	0	0	0	13/20	65%
	36	17	4	2	0	36/57	63%

## LEGEND

PV	Pivot shots
FB	All fast breaks
BT	Breakthrough
TF	Technical fault
ST	Steals
BS	Blocked shots
AS	Assist
YC	Yellow cards
2min	2 Minute suspension
RC	Red cards
BC	Blue cards

It is possible in individual cases, that differences between the sum of individual player statistics and team statistics occur. The reason is that due to the speed of a handball game at individual events our scouts can not assign the player data correctly.



UHC Hollabrunn

ENDED

**36 : 35**

HSG Lipizzanerheimat



( 20 : 17 )

Players			Shots (goals)								Others				Penalties			
No	Name	Pos.	Total	7m	6m	9m	Wing	PV	FB	BT*	TF	ST	BS	AS	YC	2min	RC	BC
16	Budovic, Jovo	TW	-% (0/0)															
99	Strasek, Denis	TW	-% (0/0)															
4	Omeragic, Adi	RL	<b>44%</b> (4/9)	0/1	1/1	3/7				1/1	3			1				
5	Gollner, Alexander	RM	<b>100%</b> (1/1)		1/1					1/1	2			4				
6	Friedrich, Maximilian	KM	-% (0/0)															
7	Horvat, Ivan	RL	<b>55%</b> (6/11)		1/1	4/9			1/1	1/1	4			2				
9	Palmstingl, Patrick	RA	<b>50%</b> (1/2)				0/1		1/1			1						
13	Langmann, Leonhard	LA	<b>70%</b> (7/10)		2/2		1/3		4/5			1						
14	Kreidl, Paul	RM	<b>0%</b> (0/1)						0/1									
19	Wastl, Philip	KM	<b>100%</b> (1/1)					1/1							1			
21	Polzl, Jonas	RM	-% (0/0)															
41	Fall, Moritz	RR	<b>100%</b> (1/1)				1/1											
56	Beciri, Kristian	KM	<b>100%</b> (5/5)					5/5				1		1		1		
61	Golubovic, Milan	RR	<b>82%</b> (9/11)	5/6	1/2	3/3				1/1	2			1				
77	Liam, Eishinger	KM	-% (0/0)															
87	Plattner, Felix	RM	-% (0/0)															
0A	Pausits, Noel																	
0B	Gyurka, Janos																	
0C	W, Smon																	
0D	Scharm, Gerhard																	
			<b>67%</b> (35 /52)	5/7	6/7	10/19	2/5	6/6	6/8	4/4	11	3	0	9	1	1	0	0

A breakthrough (BT) is an additional information for goals that have been achieved from the backcourt. The number of these goals will not be included in the sum of the goals of a player.

Goalkeepers		Shot (saves)							
No	Name	Total	7m	6m	9m	Wing	PV	Fast breaks	Breakthrough
16	Budovic, Jovo	<b>31%</b> (12 /39)	<b>25%</b> (1 /4)	<b>33%</b> (6 /18)	<b>50%</b> (3 /6)	<b>0%</b> (0 /4)	<b>33%</b> (2 /6)	<b>0%</b> (0 /1)	<b>27%</b> (4 /15)
99	Strasek, Denis	<b>36%</b> (5 /14)	<b>0%</b> (0 /2)	<b>71%</b> (5 /7)	<b>-%</b> (0 /0)	<b>0%</b> (0 /1)	<b>-%</b> (0 /0)	<b>0%</b> (0 /4)	<b>60%</b> (3 /5)
		<b>32%</b> (17 /53)	<b>17%</b> (1 /6)	<b>44%</b> (11 /25)	<b>50%</b> (3 /6)	<b>0%</b> (0 /5)	<b>33%</b> (2 /6)	<b>0%</b> (0 /5)	<b>35%</b> (7 /20)

Team shots	Goals	Saved	Missed	Post	Blocked	Total	Efficiency
7m shots	5	1	1	0	0	<b>5/7</b>	<b>71%</b>
6m shots	6	0	0	0	1	<b>6/7</b>	<b>86%</b>
9m shots	10	7	1	1	0	<b>10/19</b>	<b>53%</b>
Wing shots	2	1	0	2	0	<b>2/5</b>	<b>40%</b>
Pivot	6	0	0	0	0	<b>6/6</b>	<b>100%</b>
Fast breaks	6	1	0	1	0	<b>6/8</b>	<b>75%</b>
Breakthrough	4	0	0	0	0	<b>4/4</b>	<b>100%</b>
	35	10	5	4	1	<b>35/52</b>	<b>67%</b>

## LEGEND

PV	Pivot shots
FB	All fast breaks
BT	Breakthrough
TF	Technical fault
ST	Steals
BS	Blocked shots
AS	Assist
YC	Yellow cards
2min	2 Minute suspension
RC	Red cards
BC	Blue cards

It is possible in individual cases, that differences between the sum of individual player statistics and team statistics occur. The reason is that due to the speed of a handball game at individual events our scouts can not assign the player data correctly.