



Date: 27/03/26
 Time: 19:00
 Match: Round: 19. Matchday, Match ID: 62070734, Season: 25/26
 Venue: Handballarena Rieden-Vorkloster
 Referees: ,

MATCH-REPORT

HLA Meisterliga

www.hla.at

#GeballteLeidenschaft

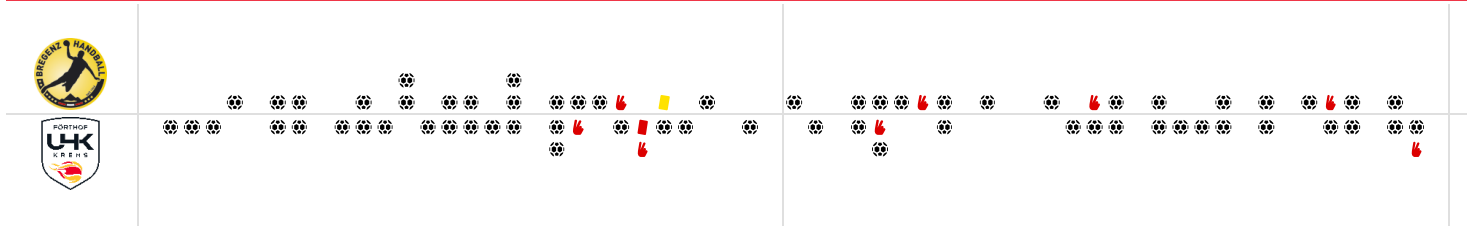
ENDED

Bregenz Handball

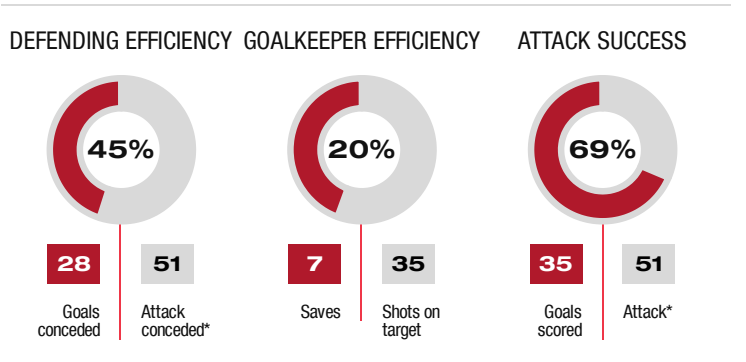
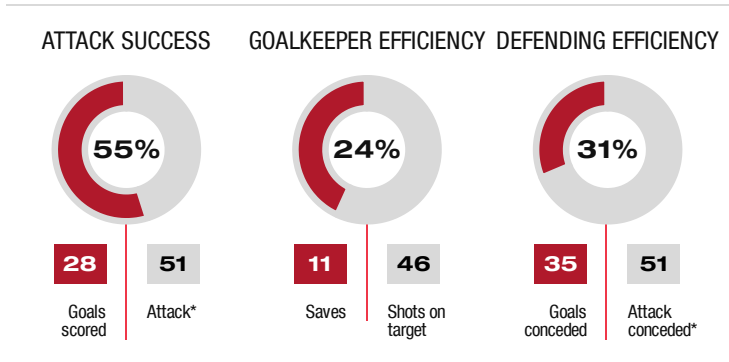
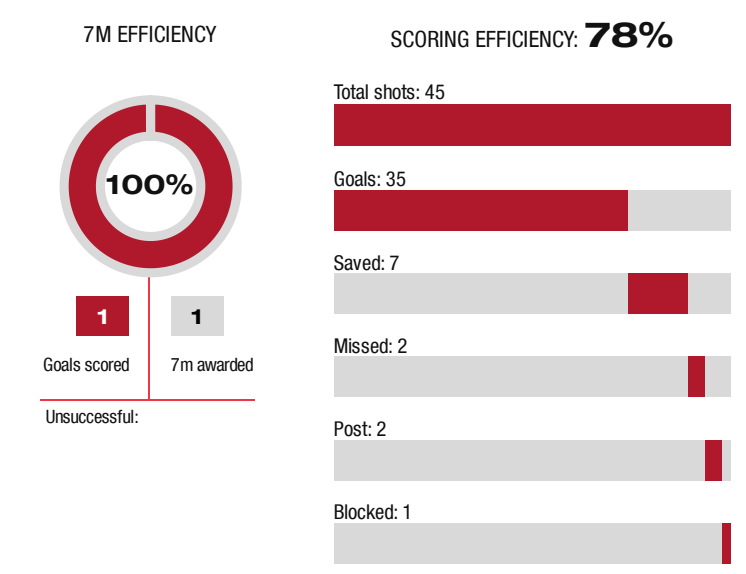
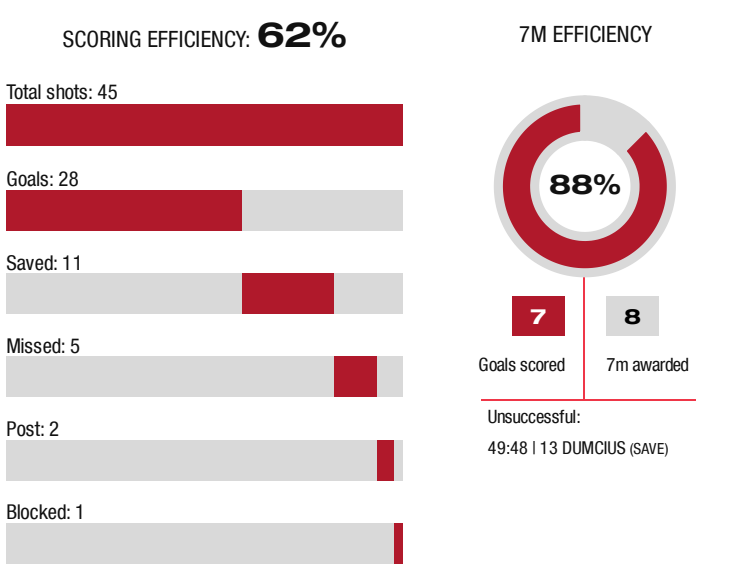
28 : 35

(14 : 19)

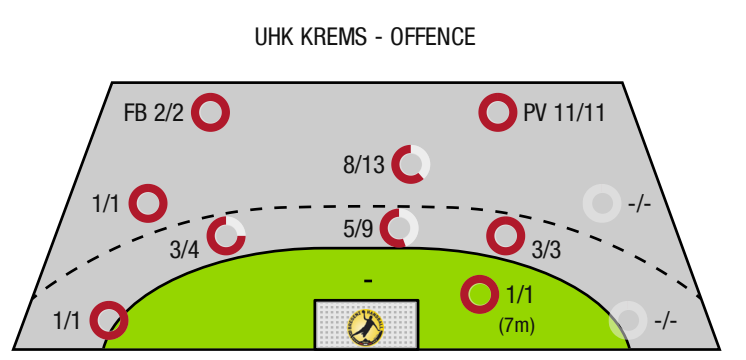
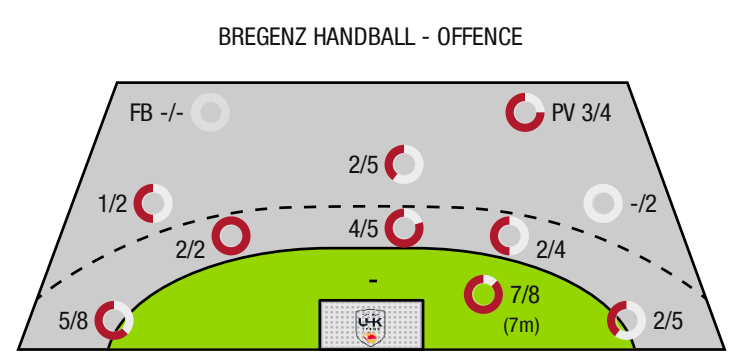
UHK Krems



Top scorer: Dumcius **8** 2min: **4** Top scorer: Hasecic **9** 2min: **4**



*Attack number is incremented on every change of ball possession.



FB - All fast breaks PV - Pivot shots



Bregenz Handball

ENDED

28 : 35

(14 : 19)

UHK Krems



Players			Shots (goals)								Others				Penalties			
No	Name	Pos.	Total	7m	6m	9m	Wing	PV	FB	BT*	TF	ST	BS	AS	YC	2min	RC	BC
1	Brkic, Berin	TW	-% (0/0)															
33	Bergmayer, Jonas	TW	-% (0/0)															
2	Monch, Louis	RM	86% (6/7)	2/2	3/4	1/1				3/3				2				
4	Drajewski, Jakub	RA	0% (0/1)				0/1				1							
6	Romei, Tommaso	RM	50% (1/2)					1/2			1							
7	Gunther, Niklas	LA	-% (0/0)															
9	Steurer-Wieser, Florian	LA	50% (3/6)		1/1		2/5											
10	Bergmayer, Max	KM	100% (2/2)					2/2										
13	Dumcius, Mindaugas	RR	67% (8/12)	5/6	2/3	1/3				1/1	3					2		
19	Rosler, Tobias	RM	100% (1/1)		1/1											1		
23	Schmidt, Joshua	LA	-% (0/0)															
24	Ulmer, Lukas	RL	50% (1/2)			1/2						1		1				
28	Predragovic, Srdjan	RR	40% (2/5)			0/1	2/4				2							
30	Svecak, Claudio	LA	100% (4/4)		1/1		3/3			1/1				1				
57	Ramic, Dian	RL	0% (0/3)		0/1	0/2				0/1			1			1		
0A	Rinnerthaler, Markus																	
0B	Tanaskovic, Marko														1			
0C	Gerd, Rainer																	
			62% (28 /45)	7/8	8/11	3/9	7/13	3/4	0/0	5/6	7	1	1	4	1	4	0	0

A breakthrough (BT) is an additional information for goals that have been achieved from the backcourt. The number of these goals will not be included in the sum of the goals of a player.

Goalkeepers			Shot (saves)								
No	Name	Total	7m	6m	9m	Wing	PV	Fast breaks	Breakthrough		
1	Brkic, Berin	10% (2 /21)	-% (0 /0)	17% (1 /6)	17% (1 /6)	0% (0 /1)	0% (0 /7)	0% (0 /1)	0% (0 /1)		
33	Bergmayer, Jonas	25% (5 /20)	0% (0 /1)	25% (2 /8)	43% (3 /7)	-% (0 /0)	0% (0 /4)	-% (0 /0)	33% (1 /3)		
		17% (7 /41)	0% (0 /1)	21% (3 /14)	31% (4 /13)	0% (0 /1)	0% (0 /11)	0% (0 /1)	25% (1 /4)		

Team shots	Goals	Saved	Missed	Post	Blocked	Total	Efficiency
7m shots	7	1	0	0	0	7/8	88%
6m shots	8	2	0	1	0	8/11	73%
9m shots	3	1	3	1	1	3/9	33%
Wing shots	7	6	0	0	0	7/13	54%
Pivot	3	1	0	0	0	3/4	75%
Fast breaks	0	0	0	0	0	0/0	NaN%
Breakthrough	5	0	0	1	0	5/6	83%
		28	11	5	2	28/45	62%

LEGEND

PV	Pivot shots
FB	All fast breaks
BT	Breakthrough
TF	Technical fault
ST	Steals
BS	Blocked shots
AS	Assist
YC	Yellow cards
2min	2 Minute suspension
RC	Red cards
BC	Blue cards

It is possible in individual cases, that differences between the sum of individual player statistics and team statistics occur. The reason is that due to the speed of a handball game at individual events our scouts can not assign the player data correctly.



Bregenz Handball

ENDED

28 : 35

(14 : 19)

UHK KREMS



Players			Shots (goals)							Others				Penalties				
No	Name	Pos.	Total	7m	6m	9m	Wing	PV	FB	BT*	TF	ST	BS	AS	YC	2min	RC	BC
22	Domevscek, Lukas	TW	100% (1/1)		1/1													
38	Hollerer, Matthias	TW	-% (0/0)															
2	Stradinger, Max	RL	50% (1/2)		1/1	0/1				1/1								
5	Hellerschmid, Fabian	LA	-% (0/0)												1	1		
6	Hofmann, Peter	RM	100% (1/1)						1/1						1			
10	Auss, Tobias	LA	100% (4/4)		2/2	2/2				1/1								
14	Rudischer, Benedikt	LA	100% (2/2)		1/1		1/1								1			
15	Hasecic, Kenan	KM	100% (9/9)					9/9			4		1					
19	Knez, Domen	RL	63% (5/8)		1/3	4/5												
20	Alkic, Sinan	KM	100% (3/3)		1/1			2/2										
23	Lippitsch, Mario Andreas	RM	50% (2/4)		2/4					0/1					1			
27	Bergemann, Thies	RA	100% (1/1)	1/1							1							
37	Teubert, Marian	RM	60% (6/10)		2/3	3/6			1/1	1/1	2			8				
0A	Beraneck, Hermann																	
0B	Thaqi, Ibish																	
0C	Feichtinger, Sebastian																	
0D	Nachtnebel, Claudia																	
			78% (35/45)	1/1	11/16	9/14	1/1	11/11	2/2	3/4	7	0	1	8	0	4	1	0

A breakthrough (BT) is an additional information for goals that have been achieved from the backcourt. The number of these goals will not be included in the sum of the goals of a player.

Goalkeepers		Shot (saves)							
No	Name	Total	7m	6m	9m	Wing	PV	Fast breaks	Breakthrough
22	Domevscek, Lukas	29% (10/35)	20% (1/5)	20% (2/10)	0% (0/3)	46% (6/13)	25% (1/4)	-% (0/0)	0% (0/5)
38	Hollerer, Matthias	25% (1/4)	0% (0/3)	-% (0/0)	100% (1/1)	-% (0/0)	-% (0/0)	-% (0/0)	-% (0/0)
		28% (11/39)	13% (1/8)	20% (2/10)	25% (1/4)	46% (6/13)	25% (1/4)	-% (0/0)	0% (0/5)

Team shots	Goals	Saved	Missed	Post	Blocked	Total	Efficiency
7m shots	1	0	0	0	0	1/1	100%
6m shots	11	3	0	1	1	11/16	69%
9m shots	9	4	0	1	0	9/14	64%
Wing shots	1	0	0	0	0	1/1	100%
Pivot	11	0	0	0	0	11/11	100%
Fast breaks	2	0	0	0	0	2/2	100%
Breakthrough	3	1	0	0	0	3/4	75%
		35	7	2	2	35/45	78%

LEGEND

PV	Pivot shots
FB	All fast breaks
BT	Breakthrough
TF	Technical fault
ST	Steals
BS	Blocked shots
AS	Assist
YC	Yellow cards
2min	2 Minute suspension
RC	Red cards
BC	Blue cards

It is possible in individual cases, that differences between the sum of individual player statistics and team statistics occur. The reason is that due to the speed of a handball game at individual events our scouts can not assign the player data correctly.