



Date: 27/03/26  
 Time: 19:00  
 Match: Round: 19. Matchday, Match ID: 62070738, Season: 25/26  
 Venue: Raiffeisen Sportpark  
 Referees: ,

# MATCH-REPORT

HLA Meisterliga

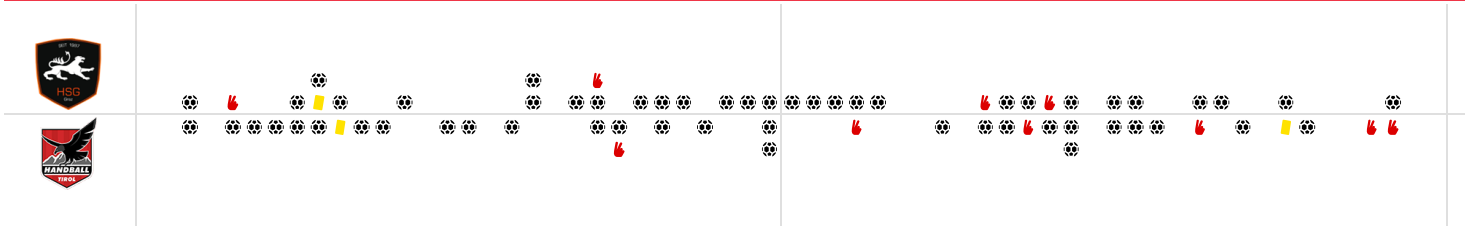
www.hla.at

#GeballteLeidenschaft

ENDED

## 29 : 28

( 15 : 17 )



Top scorer: Belos, Kotar **6**      2min: **4**      Top scorer: Spendier **7**      2min: **6**

**SCORING EFFICIENCY: 66%**

Total shots: 44

Goals: 29

Saved: 10

Missed: 5

Post: 1

Blocked: 0

**7M EFFICIENCY**

**75%**

**6****8**

Goals scored    7m awarded

Unsuccessful:  
 23:57 | 15 OFFNER (2) (SAVE)  
 36:28 | 15 OFFNER (2) (SAVE)

**SCORING EFFICIENCY: 62%**

Total shots: 45

Goals: 28

Saved: 14

Missed: 2

Post: 2

Blocked: 1

**7M EFFICIENCY**

**100%**

**4****4**

Goals scored    7m awarded

Unsuccessful:

**ATTACK SUCCESS**    **GOALKEEPER EFFICIENCY**    **DEFENDING EFFICIENCY**

**52%**

**29**    **56**

Goals scored    Attack\*

**26%**

**10**    **38**

Saves    Shots on target

**51%**

**28**    **57**

Goals conceded    Attack conceded\*

**DEFENDING EFFICIENCY**    **GOALKEEPER EFFICIENCY**    **ATTACK SUCCESS**

**48%**

**29**    **56**

Goals conceded    Attack conceded\*

**33%**

**14**    **43**

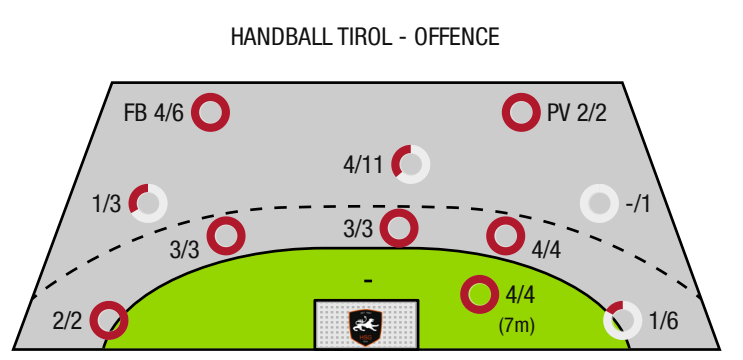
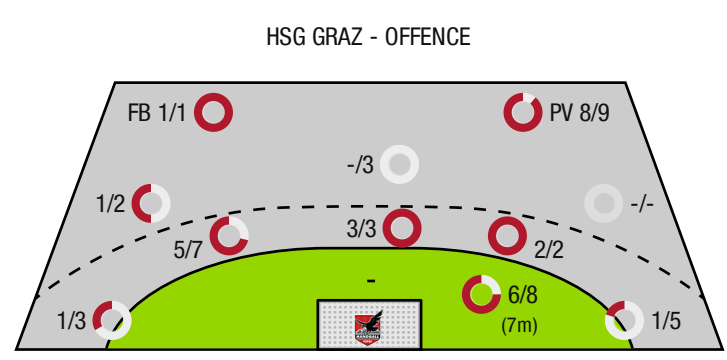
Saves    Shots on target

**49%**

**28**    **57**

Goals scored    Attack\*

\*Attack number is incremented on every change of ball possession.



FB - All fast breaks    PV - Pivot shots



HSG Graz

ENDED

29 : 28

( 15 : 17 )

Handball Tirol



Players			Shots (goals)								Others				Penalties			
No	Name	Pos.	Total	7m	6m	9m	Wing	PV	FB	BT*	TF	ST	BS	AS	YC	2min	RC	BC
12	Eichberger,Thomas	TW	-% (0/0)															
16	Kolouch,Maximilian	TW	-% (0/0)															
7	Galina,Matej	RR	-% (0/0)								4			1				
10	Kelich,Max	KM	100% (2/2)					2/2										
13	Sonnleitner,Simon	RR	-% (0/0)															
14	Hofer,Markus	LA	33% (1/3)				0/2											
15	Offner,Paul	LA	71% (5/7)	2/4	1/1		1/1	1/1				1		1		1		
19	Rosenberger,Paul	RR	-% (0/0)															
23	Belos,Nemanja	RL	100% (6/6)	4/4	2/2					1/1	1	1		1				
24	Schimmel,Florian	RR	0% (0/1)					0/1					1			1		
29	Schweighofer,Lukas	KM	100% (4/4)					4/4			3				1	1		
30	Schranz,Kilian	RM	67% (2/3)		2/3					2/3				2				
32	Kotar,Matic	RM	60% (6/10)		5/6	0/3		1/1		5/5	1			5				
35	Juranic,Jura Egon	RL	50% (1/2)			1/2					1			1				
77	Jensterle,Jurij	RR	33% (2/6)				1/5		1/1			1				1		
93	Damjanoski,Borjan	RM	-% (0/0)								1							
0A	Pajicic,Goran																	
0B	Balomenos,Spyros																	
0C	Vurcer,Matthias																	
0D	Kocic,Amel																	
			66% (29/44)	6/8	10/12	1/5	2/8	8/9	1/1	8/9	11	3	1	11	1	4	0	0

A breakthrough (BT) is an additional information for goals that have been achieved from the backcourt. The number of these goals will not be included in the sum of the goals of a player.

Goalkeepers		Shot (saves)							
No	Name	Total	7m	6m	9m	Wing	PV	Fast breaks	Breakthrough
12	Eichberger,Thomas	35% (14/40)	0% (0/4)	0% (0/10)	64% (7/11)	63% (5/8)	0% (0/2)	40% (2/5)	0% (0/9)
16	Kolouch,Maximilian	-% (0/0)	-% (0/0)	-% (0/0)	-% (0/0)	-% (0/0)	-% (0/0)	-% (0/0)	-% (0/0)
		35% (14/40)	0% (0/4)	0% (0/10)	64% (7/11)	63% (5/8)	0% (0/2)	40% (2/5)	0% (0/9)

Team shots	Goals	Saved	Missed	Post	Blocked	Total	Efficiency
7m shots	6	2	0	0	0	6/8	75%
6m shots	10	1	1	0	0	10/12	83%
9m shots	1	3	1	0	0	1/5	20%
Wing shots	2	3	0	1	0	2/8	25%
Pivot	8	1	0	0	0	8/9	89%
Fast breaks	1	0	0	0	0	1/1	100%
Breakthrough	8	1	0	0	0	8/9	89%
	29	10	5	1	0	29/44	66%

## LEGEND

PV	Pivot shots
FB	All fast breaks
BT	Breakthrough
TF	Technical fault
ST	Steals
BS	Blocked shots
AS	Assist
YC	Yellow cards
2min	2 Minute suspension
RC	Red cards
BC	Blue cards

It is possible in individual cases, that differences between the sum of individual player statistics and team statistics occur. The reason is that due to the speed of a handball game at individual events our scouts can not assign the player data correctly.



HSG Graz

ENDED

29 : 28

( 15 : 17 )

Handball Tirol



Players			Shots (goals)								Others				Penalties			
No	Name	Pos.	Total	7m	6m	9m	Wing	PV	FB	BT*	TF	ST	BS	AS	YC	2min	RC	BC
12	Alber, Tobias	TW	-% (0/0)															
52	Tanic, Boris	TW	-% (0/0)															
3	Kandolf, Thomas	RR	100% (1/1)	1/1														
5	Hiemstra, Jelte	RM	50% (1/2)		1/1	0/1				1/1	2			2				
6	Petrusic, Emanuel	KM	100% (1/1)					1/1			1				1	1		
8	Spendier, Sebastian	RM	70% (7/10)	2/2	2/2	2/5			1/1	2/2	3			3		1		
17	Peric, Filip	RA	25% (1/4)				0/2		1/2		1							
19	Medic, Petar	RR	56% (5/9)	1/1	2/2	2/5			0/1	2/2	1			1				
21	Jochimsen, Philipp	LA	50% (2/4)			1/1	1/3				1	1		1				
22	Lechleitner, Luca	RR	25% (1/4)		1/1	0/2	0/1			1/1				1		2		
32	Grothues, Tobias	RL	67% (2/3)		1/1	0/1			1/1	1/1								
35	Wagner, Thomas	RM	100% (2/2)		2/2					2/2								
77	Prader, Lukas	LA	100% (4/4)		1/1		2/2		1/1		1			1				
97	Kofler, Samuel	KM	100% (1/1)					1/1			2					1		
99	Demmerer, Johannes	RR	-% (0/0)													1		
0A	Riemann, Benjamin																	
0B	Jauemik, Christoph														1			
0C	Rojacher, B																	
			62% (28 /45)	4/4	10/10	5/15	3/8	2/2	4/6	9/9	12	1	0	9	2	6	0	0

A breakthrough (BT) is an additional information for goals that have been achieved from the backcourt. The number of these goals will not be included in the sum of the goals of a player.

Goalkeepers			Shot (saves)						
No	Name	Total	7m	6m	9m	Wing	PV	Fast breaks	Breakthrough
12	Alber, Tobias	0% (0 /1)	0% (0 /1)	-% (0 /0)	-% (0 /0)	-% (0 /0)	-% (0 /0)	-% (0 /0)	-% (0 /0)
52	Tanic, Boris	27% (10 /37)	29% (2 /7)	9% (1 /11)	75% (3 /4)	60% (3 /5)	11% (1 /9)	0% (0 /1)	11% (1 /9)
		26% (10 /38)	25% (2 /8)	9% (1 /11)	75% (3 /4)	60% (3 /5)	11% (1 /9)	0% (0 /1)	11% (1 /9)

Team shots	Goals	Saved	Missed	Post	Blocked	Total	Efficiency	
7m shots	4	0	0	0	0	4/4	100%	
6m shots	10	0	0	0	0	10/10	100%	
9m shots	5	7	0	2	1	5/15	33%	
Wing shots	3	5	0	0	0	3/8	38%	
Pivot	2	0	0	0	0	2/2	100%	
Fast breaks	4	2	0	0	0	4/6	67%	
Breakthrough	9	0	0	0	0	9/9	100%	
		28	14	2	2	1	28/45	62%

## LEGEND

PV	Pivot shots
FB	All fast breaks
BT	Breakthrough
TF	Technical fault
ST	Steals
BS	Blocked shots
AS	Assist
YC	Yellow cards
2min	2 Minute suspension
RC	Red cards
BC	Blue cards

It is possible in individual cases, that differences between the sum of individual player statistics and team statistics occur. The reason is that due to the speed of a handball game at individual events our scouts can not assign the player data correctly.