



Date: 11/04/26  
 Time: 18:30  
 Match: Round: 20. Matchday, Match ID: 62070742, Season: 25/26  
 Venue: Sporthalle Schwaz Ost  
 Referees: ,

# MATCH-REPORT

HLA Meisterliga

www.hla.at

#GeballteLeidenschaft

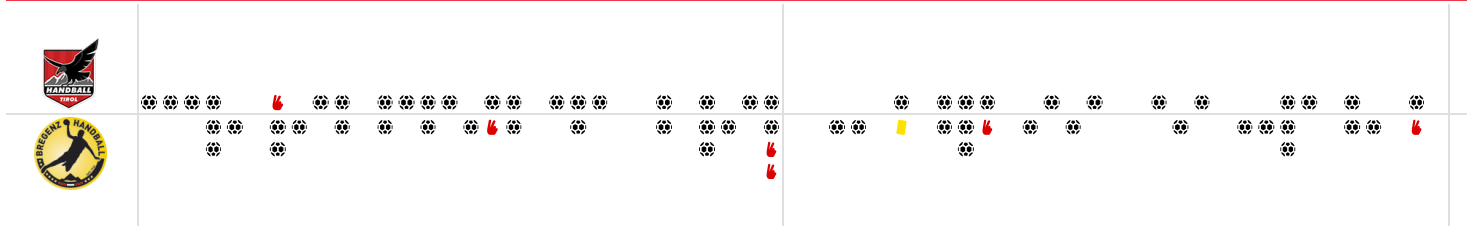
ENDED

## Handball Tirol

# 31 : 31

( 19 : 17 )

## Bregenz Handball



Top scorer: Peric **12**      2min: **1**      Top scorer: Dumcius **10**      2min: **5**

**SCORING EFFICIENCY: 65%**

Total shots: 48

Goals: 31

Saved: 13

Missed: 4

Post: 1

Blocked: 0

**7M EFFICIENCY**

**89%**

89

Goals scored7m awarded

Unsuccessful:  
05:16 | 8 SPENDIER (SAVE)

**SCORING EFFICIENCY: 63%**

Total shots: 49

Goals: 31

Saved: 13

Missed: 3

Post: 0

Blocked: 2

**7M EFFICIENCY**

**100%**

33

Goals scored7m awarded

Unsuccessful:

**ATTACK SUCCESS**      **GOALKEEPER EFFICIENCY**      **DEFENDING EFFICIENCY**

**56%**

31 / 55

Goals scored / Attack\*

**30%**

13 / 44

Saves / Shots on target

**43%**

31 / 54

Goals conceded / Attack conceded\*

**DEFENDING EFFICIENCY**      **GOALKEEPER EFFICIENCY**      **ATTACK SUCCESS**

**44%**

31 / 55

Goals conceded / Attack conceded\*

**30%**

13 / 44

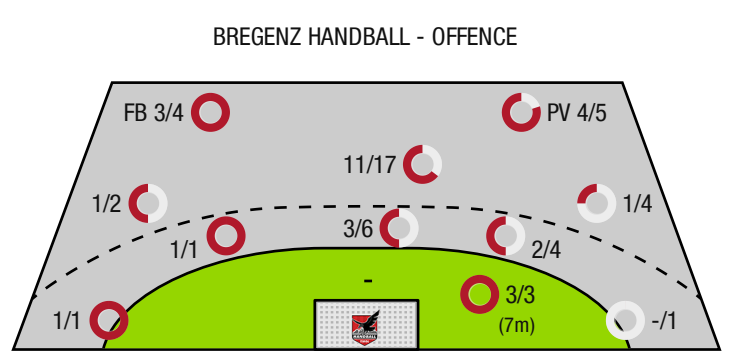
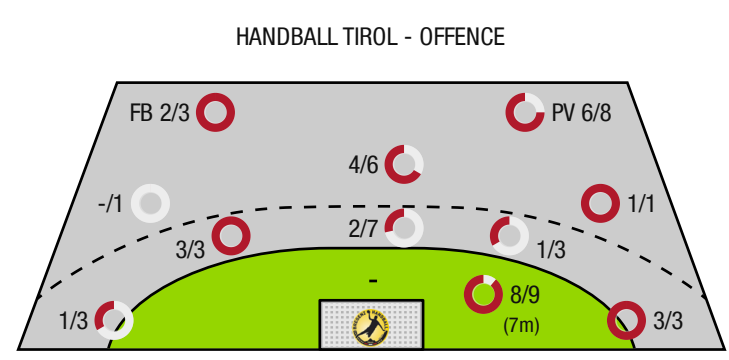
Saves / Shots on target

**57%**

31 / 54

Goals scored / Attack\*

\*Attack number is incremented on every change of ball possession.



FB - All fast breaks      PV - Pivot shots



Handball Tirol

ENDED

31 : 31

( 19 : 17 )

Bregenz Handball



Players			Shots (goals)								Others				Penalties			
No	Name	Pos.	Total	7m	6m	9m	Wing	PV	FB	BT*	TF	ST	BS	AS	YC	2min	RC	BC
12	Alber, Tobias	TW	-% (0/0)															
52	Tanic, Boris	TW	0% (0/1)															
3	Kandolf, Thomas	RR	-% (0/0)															
5	Hiemstra, Jelte	RM	-% (0/0)															
6	Petrusic, Emanuel	KM	80% (4/5)					4/5			1		1	1				
8	Spendier, Sebastian	RM	50% (2/4)	0/1	1/2	1/1				1/1	2		1	4				
17	Peric, Filip	RA	92% (12/13)	8/8	0/1		4/4											
19	Medic, Petar	RR	43% (3/7)		1/4	2/3				1/3	1			3				
19	Grothues, Tobias	RL	33% (1/3)		0/1	1/2					2			1				
22	Lechleitner, Luca	RR	-% (0/0)															
26	Miskovec, Michael	RR	50% (1/2)					1/1	0/1		1	1		1		1		
35	Wagner, Thomas	RM	67% (2/3)		2/2	0/1				2/2								
47	Benjamin, Erhard	LA	-% (0/0)															
77	Prader, Lukas	LA	60% (3/5)		1/1		0/2		2/2									
97	Kofler, Samuel	KM	50% (1/2)					1/2										
99	Demmerer, Johannes	RR	67% (2/3)		1/2	1/1				1/2	1			1				
0A	Riemann, Benjamin																	
0B	Jauernik, Christoph																	
0C	Poostchi, Pooya																	
			65% (31 /48)	8/9	6/13	5/8	4/6	6/8	2/3	5/8	8	1	2	11	0	1	0	0

A breakthrough (BT) is an additional information for goals that have been achieved from the backcourt. The number of these goals will not be included in the sum of the goals of a player.

Goalkeepers		Shot (saves)							
No	Name	Total	7m	6m	9m	Wing	PV	Fast breaks	Breakthrough
12	Alber, Tobias	0% (0 /1)	0% (0 /1)	-% (0 /0)	-% (0 /0)	-% (0 /0)	-% (0 /0)	-% (0 /0)	-% (0 /0)
52	Tanic, Boris	31% (13 /42)	0% (0 /2)	33% (3 /9)	35% (7 /20)	50% (1 /2)	20% (1 /5)	25% (1 /4)	29% (2 /7)
		30% (13 /43)	0% (0 /3)	33% (3 /9)	35% (7 /20)	50% (1 /2)	20% (1 /5)	25% (1 /4)	29% (2 /7)

Team shots	Goals	Saved	Missed	Post	Blocked	Total	Efficiency
7m shots	8	1	0	0	0	8/9	89%
6m shots	6	5	2	0	0	6/13	46%
9m shots	5	2	0	1	0	5/8	63%
Wing shots	4	1	0	0	0	4/6	67%
Pivot	6	2	0	0	0	6/8	75%
Fast breaks	2	1	0	0	0	2/3	67%
Breakthrough	5	1	0	0	0	5/8	63%
	31	13	4	1	0	31/48	65%

## LEGEND

PV	Pivot shots
FB	All fast breaks
BT	Breakthrough
TF	Technical fault
ST	Steals
BS	Blocked shots
AS	Assist
YC	Yellow cards
2min	2 Minute suspension
RC	Red cards
BC	Blue cards

It is possible in individual cases, that differences between the sum of individual player statistics and team statistics occur. The reason is that due to the speed of a handball game at individual events our scouts can not assign the player data correctly.



Handball Tirol

ENDED

**31 : 31**

( 19 : 17 )

Bregenz Handball



Players			Shots (goals)								Others				Penalties			
No	Name	Pos.	Total	7m	6m	9m	Wing	PV	FB	BT*	TF	ST	BS	AS	YC	2min	RC	BC
1	Brkic, Berin	TW	-% (0/0)															
33	Bergmayer, Jonas	TW	-% (0/0)															
2	Monch, Louis	RM	<b>60%</b> (9/15)		4/7	4/7				4/5	3			3				
4	Drajewski, Jakub	RA	<b>100%</b> (1/1)		1/1													
6	Romei, Tommaso	RM	<b>67%</b> (4/6)					3/4	1/2			1		1		1		
7	Gunther, Niklas	LA	-% (0/0)															
9	Steurer-Wieser, Florian	LA	-% (0/0)															
10	Bergmayer, Max	KM	-% (0/0)									1		1		1		
13	Dumcius, Mindaugas	RR	<b>53%</b> (10/19)	3/3	1/3	6/12	0/1			1/2	3			2				
19	Rosler, Tobias	RM	-% (0/0)															
24	Ulmer, Lukas	RL	<b>100%</b> (1/1)			1/1					1					1		
28	Predragovic, Srdjan	RR	<b>100%</b> (1/1)						1/1		1					2		
30	Svecak, Claudio	LA	<b>100%</b> (3/3)				1/1	1/1	1/1									
57	Ramic, Dian	RL	<b>67%</b> (2/3)			2/3												
0A	Wassel, Alexander														1			
0B	Roth, Michael																	
0C	Gerd, Rainer																	
			<b>63%</b> (31 /49)	3/3	6/11	13/23	1/2	4/5	3/4	5/7	8	2	0	7	1	5	0	0

A breakthrough (BT) is an additional information for goals that have been achieved from the backcourt. The number of these goals will not be included in the sum of the goals of a player.

Goalkeepers		Shot (saves)							
No	Name	Total	7m	6m	9m	Wing	PV	Fast breaks	Breakthrough
1	Brkic, Berin	<b>31%</b> (13 /42)	<b>14%</b> (1 /7)	<b>45%</b> (5 /11)	<b>29%</b> (2 /7)	<b>20%</b> (1 /5)	<b>25%</b> (2 /8)	<b>33%</b> (1 /3)	<b>17%</b> (1 /6)
33	Bergmayer, Jonas	<b>0%</b> (0 /2)	<b>0%</b> (0 /2)	<b>-%</b> (0 /0)	<b>-%</b> (0 /0)	<b>-%</b> (0 /0)	<b>-%</b> (0 /0)	<b>-%</b> (0 /0)	<b>-%</b> (0 /0)
		<b>30%</b> (13 /44)	<b>11%</b> (1 /9)	<b>45%</b> (5 /11)	<b>29%</b> (2 /7)	<b>20%</b> (1 /5)	<b>25%</b> (2 /8)	<b>33%</b> (1 /3)	<b>17%</b> (1 /6)

Team shots	Goals	Saved	Missed	Post	Blocked	Total	Efficiency
7m shots	3	0	0	0	0	<b>3/3</b>	<b>100%</b>
6m shots	6	3	0	0	2	<b>6/11</b>	<b>55%</b>
9m shots	13	7	3	0	0	<b>13/23</b>	<b>57%</b>
Wing shots	1	1	0	0	0	<b>1/2</b>	<b>50%</b>
Pivot	4	1	0	0	0	<b>4/5</b>	<b>80%</b>
Fast breaks	3	1	0	0	0	<b>3/4</b>	<b>75%</b>
Breakthrough	5	2	0	0	0	<b>5/7</b>	<b>71%</b>
	<b>31</b>	<b>13</b>	<b>3</b>	<b>0</b>	<b>2</b>	<b>31/49</b>	<b>63%</b>

## LEGEND

PV	Pivot shots
FB	All fast breaks
BT	Breakthrough
TF	Technical fault
ST	Steals
BS	Blocked shots
AS	Assist
YC	Yellow cards
2min	2 Minute suspension
RC	Red cards
BC	Blue cards

It is possible in individual cases, that differences between the sum of individual player statistics and team statistics occur. The reason is that due to the speed of a handball game at individual events our scouts can not assign the player data correctly.