



Date: 11/04/26  
 Time: 19:00  
 Match: Round: 20. Matchday, Match ID: 62070744, Season: 25/26  
 Venue: Ballspielhalle Ferlach  
 Referees: ,

# MATCH-REPORT

HLA Meisterliga

www.hla.at

#GeballteLeidenschaft

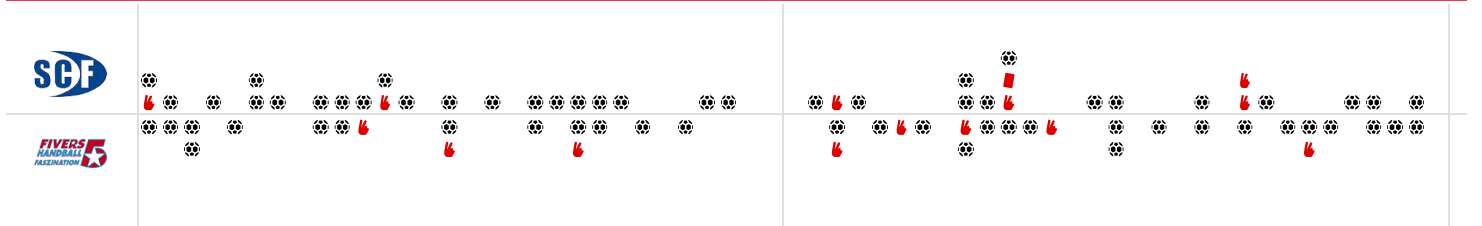
ENDED

## SC Ferlach

# 33 : 31

( 20 : 13 )

## HC Fivers Wat Margareten



Top scorer: Perkusic **9** | 2min: **6** | Top scorer: Rudnicki **8** | 2min: **8**

**SCORING EFFICIENCY: 67%**

Total shots: 49

Goals: 33

Saved: 12

Missed: 3

Post: 2

Blocked: 0

**7M EFFICIENCY**

**88%**

Goals scored: **7** | 7m awarded: **8**

Unsuccessful: 55:58 | 10 PERKUSIC (POST)

**7M EFFICIENCY**

**50%**

Goals scored: **3** | 7m awarded: **6**

Unsuccessful: 22:16 | 59 RATTENSBERGER (OFF)  
 29:57 | 55 MARTINOVIC (BAR)  
 31:31 | 85 SCHUH (SAVE)

**SCORING EFFICIENCY: 62%**

Total shots: 50

Goals: 31

Saved: 9

Missed: 6

Post: 4

Blocked: 2

**ATTACK SUCCESS** | **GOALKEEPER EFFICIENCY** | **DEFENDING EFFICIENCY**

**59%** | **28%** | **45%**

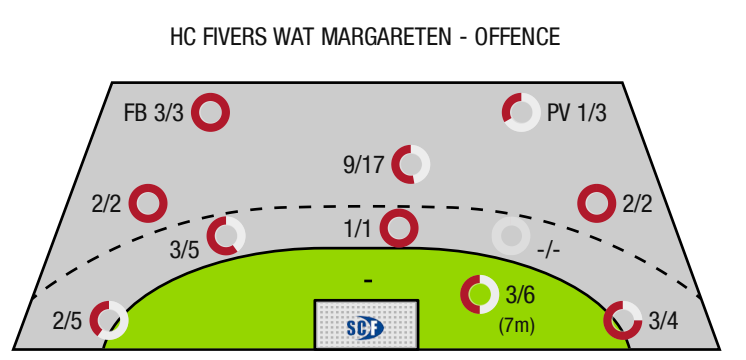
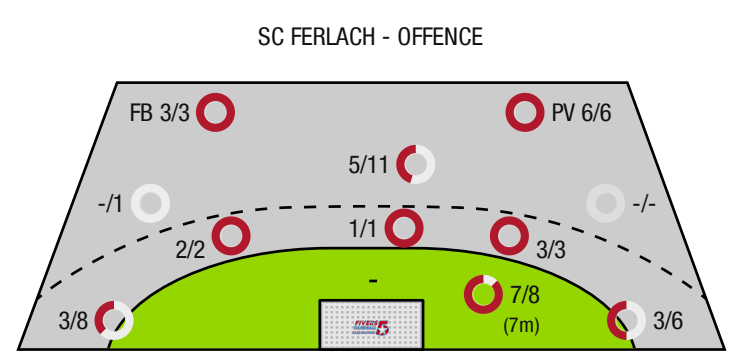
Goals scored: **33** | Attack\*: **56** | Saves: **12** | Shots on target: **43** | Goals conceded: **31** | Attack conceded\*: **56**

**DEFENDING EFFICIENCY** | **GOALKEEPER EFFICIENCY** | **ATTACK SUCCESS**

**41%** | **21%** | **55%**

Goals conceded: **33** | Attack conceded\*: **56** | Saves: **9** | Shots on target: **42** | Goals scored: **31** | Attack\*: **56**

\*Attack number is incremented on every change of ball possession.



FB - All fast breaks | PV - Pivot shots



SC Ferlach

ENDED

33 : 31 HC Fivers Wat Margareten



( 20 : 13 )

Players			Shots (goals)								Others				Penalties			
No	Name	Pos.	Total	7m	6m	9m	Wing	PV	FB	BT*	TF	ST	BS	AS	YC	2min	RC	BC
1	Dobaj, Gasper	TW	-% (0/0)															
92	Jakob, Kelich	TW	-% (0/0)															
96	Konecny, Michal Martin	TW	-% (0/0)															
4	Wuzella, Stefan	RA	67% (2/3)				2/3				1							
6	Krobath, Leander	RL	100% (4/4)		2/2	1/1			1/1		1			1				
8	Knapp, Simon	KM	100% (1/1)					1/1								1		
10	Perkusic, Toni	RR	82% (9/11)	6/7	1/1	2/3					2		1	3		1		
13	Gysin, David	RR	0% (0/2)			0/1	0/1				1			2				
17	Kelih, Markus	RM	-% (0/0)								1			1				
21	Gartner, Tine	RA	60% (3/5)		1/1		1/3		1/1									
25	Ploner, Florian	LA	43% (3/7)				3/7				1					1	1	
27	Pernovsek, Luka	RA	-% (0/0)															
50	Gonzalez-Martinez, Adonis	RM	100% (1/1)	1/1														
57	Leban, Patrik	RM	40% (2/5)			2/5					1			14				
81	Milicevic, Adrian	KM	100% (6/6)					5/5	1/1				1	1		2		
93	Nosan, Blaz	RM	50% (2/4)		2/2	0/2					1			3		1		
0A	Barisic, Miro																	
0B	Begus, Robert																	
0C	Holz, Christoph																	
			67% (33 /49)	7/8	6/6	5/12	6/14	6/6	3/3	0/0	9	0	2	25	0	6	1	0

A breakthrough (BT) is an additional information for goals that have been achieved from the backcourt. The number of these goals will not be included in the sum of the goals of a player.

Goalkeepers		Shot (saves)							
No	Name	Total	7m	6m	9m	Wing	PV	Fast breaks	Breakthrough
1	Dobaj, Gasper	50% (1 /2)	50% (1 /2)	-% (0 /0)	-% (0 /0)	-% (0 /0)	-% (0 /0)	-% (0 /0)	-% (0 /0)
92	Jakob, Kelich	-% (0 /0)	-% (0 /0)	-% (0 /0)	-% (0 /0)	-% (0 /0)	-% (0 /0)	-% (0 /0)	-% (0 /0)
96	Konecny, Michal Martin	22% (8 /36)	0% (0 /2)	33% (2 /6)	19% (3 /16)	17% (1 /6)	67% (2 /3)	0% (0 /3)	-% (0 /0)
		24% (9 /38)	25% (1 /4)	33% (2 /6)	19% (3 /16)	17% (1 /6)	67% (2 /3)	0% (0 /3)	-% (0 /0)

Team shots	Goals	Saved	Missed	Post	Blocked	Total	Efficiency
7m shots	7	0	0	1	0	7/8	88%
6m shots	6	0	0	0	0	6/6	100%
9m shots	5	6	1	0	0	5/12	42%
Wing shots	6	6	0	1	0	6/14	43%
Pivot	6	0	0	0	0	6/6	100%
Fast breaks	3	0	0	0	0	3/3	100%
Breakthrough	0	0	0	0	0	0/0	NaN%
		33	12	3	2	33/49	67%

## LEGEND

PV	Pivot shots
FB	All fast breaks
BT	Breakthrough
TF	Technical fault
ST	Steals
BS	Blocked shots
AS	Assist
YC	Yellow cards
2min	2 Minute suspension
RC	Red cards
BC	Blue cards

It is possible in individual cases, that differences between the sum of individual player statistics and team statistics occur. The reason is that due to the speed of a handball game at individual events our scouts can not assign the player data correctly.



SC Ferlach

ENDED

33 : 31 HC Fivers Wat Margareten

( 20 : 13 )



Players			Shots (goals)								Others				Penalties			
No	Name	Pos.	Total	7m	6m	9m	Wing	PV	FB	BT*	TF	ST	BS	AS	YC	2min	RC	BC
51	Oleksii, Novikov	TW	100% (1/1)															
52	Konstantin, Marko	TW	-% (0/0)											1				
56	Novakovic, Lazar	TW	-% (0/0)															
15	Gangel, Philipp	LA	50% (4/8)	1/1			2/5	0/1	1/1		1					1		
25	Weiser, Samuel	RL	0% (0/1)		0/1						1			1		1		
45	Maksic, Velibor	RR	0% (0/1)			0/1					1			3				
50	Tikvic, Emanuel	RL	-% (0/0)															
53	Dvorak, Florentin	RR	100% (3/3)			2/2								8				
55	Martinovic, Marin	RM	33% (2/6)	0/1	0/1	1/3			1/1		2							
57	Rudnicki, Mats	RL	73% (8/11)		3/3	5/8								7				
58	Brenneis, Leander	KM	67% (2/3)			1/1		1/2						1		2		
59	Rattensperger, Matthias	RA	75% (6/8)	2/3			3/4		1/1							1		
65	Breit, Leon	LA	-% (0/0)													1		
75	Riede, Maximilian	RA	-% (0/0)															
85	Schuh, Fabio	RM	63% (5/8)	0/1	1/1	4/6					1			5		2		
95	Lichtblau, Lorin	LA	-% (0/0)															
0A	Glatzl, Fabian																	
0B	Eckl, Peter																	
0C	Neckam, Monika																	
			62% (31 / 50)	3/6	4/6	13/21	5/9	1/3	3/3	0/0	6	0	0	26	0	8	0	0

A breakthrough (BT) is an additional information for goals that have been achieved from the backcourt. The number of these goals will not be included in the sum of the goals of a player.

Goalkeepers		Shot (saves)							
No	Name	Total	7m	6m	9m	Wing	PV	Fast breaks	Breakthrough
51	Oleksii, Novikov	26% (8 / 31)	0% (0 / 4)	0% (0 / 6)	67% (4 / 6)	50% (4 / 8)	0% (0 / 5)	0% (0 / 2)	-% (0 / 0)
52	Konstantin, Marko	0% (0 / 1)	0% (0 / 1)	-% (0 / 0)	-% (0 / 0)	-% (0 / 0)	-% (0 / 0)	-% (0 / 0)	-% (0 / 0)
56	Novakovic, Lazar	33% (4 / 12)	0% (0 / 2)	-% (0 / 0)	40% (2 / 5)	50% (2 / 4)	0% (0 / 1)	-% (0 / 0)	-% (0 / 0)
		27% (12 / 44)	0% (0 / 7)	0% (0 / 6)	55% (6 / 11)	50% (6 / 12)	0% (0 / 6)	0% (0 / 2)	-% (0 / 0)

Team shots	Goals	Saved	Missed	Post	Blocked	Total	Efficiency
7m shots	3	1	1	1	0	3/6	50%
6m shots	4	2	0	0	0	4/6	67%
9m shots	13	3	1	2	2	13/21	62%
Wing shots	5	1	0	1	0	5/9	56%
Pivot	1	2	0	0	0	1/3	33%
Fast breaks	3	0	0	0	0	3/3	100%
Breakthrough	0	0	0	0	0	0/0	NaN%
	31	9	6	4	2	31/50	62%

## LEGEND

PV	Pivot shots
FB	All fast breaks
BT	Breakthrough
TF	Technical fault
ST	Steals
BS	Blocked shots
AS	Assist
YC	Yellow cards
2min	2 Minute suspension
RC	Red cards
BC	Blue cards

It is possible in individual cases, that differences between the sum of individual player statistics and team statistics occur. The reason is that due to the speed of a handball game at individual events our scouts can not assign the player data correctly.