



Date: 11/04/26
 Time: 19:00
 Match: Round: 20. Matchday, Match ID: 62070746, Season: 25/26
 Venue: Sporthalle Krems
 Referees: ,

MATCH-REPORT

HLA Meisterliga

www.hla.at

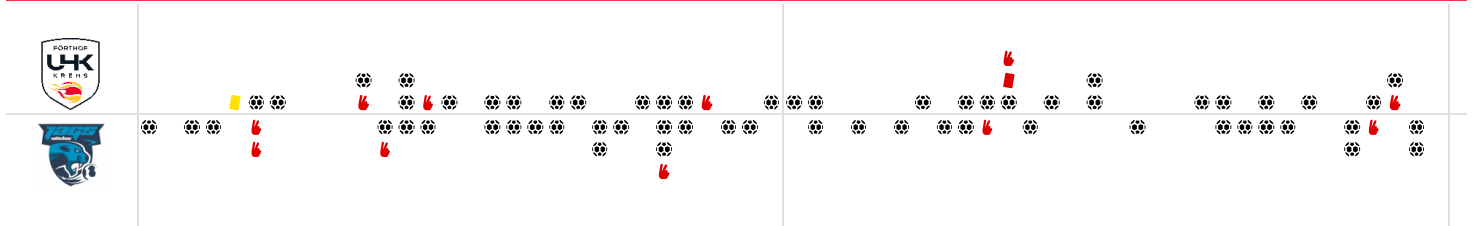
#GeballteLeidenschaft

ENDED

29 : 33

(14 : 18)

JAGS Voslau



Top scorer: Bergemann **8**

2min: **5**

Top scorer: Muck **8**

2min: **6**

SCORING EFFICIENCY: **59%**

Total shots: 49

Goals: 29

Saved: 12

Missed: 6

Post: 5

Blocked: 1

7M EFFICIENCY

75%

3

4

Goals scored 7m awarded

Unsuccessful:
48:21 | 27 BERGEMANN (BAR)

SCORING EFFICIENCY: **69%**

Total shots: 48

Goals: 33

Saved: 7

Missed: 5

Post: 6

Blocked: 0

7M EFFICIENCY

50%

3

6

Goals scored 7m awarded

Unsuccessful:
04:26 | 68 SCHARTEL (2) (POST)
40:18 | 55 MENDONCA (POST)
55:01 | 68 SCHARTEL (2) (BAR)

ATTACK SUCCESS

52%

29

56

Goals scored Attack*

GOALKEEPER EFFICIENCY

27%

12

45

Saves Shots on target

DEFENDING EFFICIENCY

41%

33

56

Goals conceded Attack conceded*

DEFENDING EFFICIENCY

48%

29

56

Goals conceded Attack conceded*

GOALKEEPER EFFICIENCY

19%

7

36

Saves Shots on target

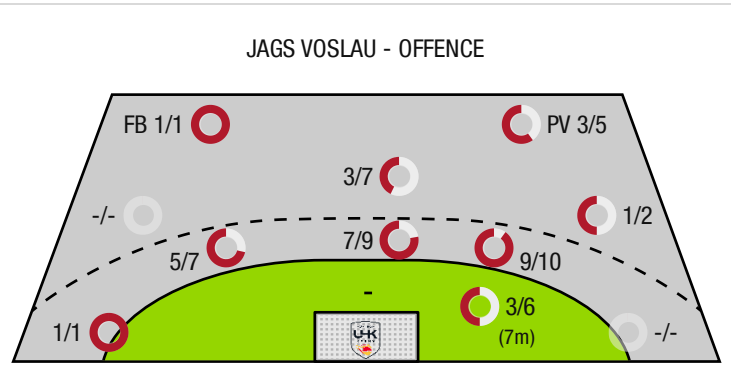
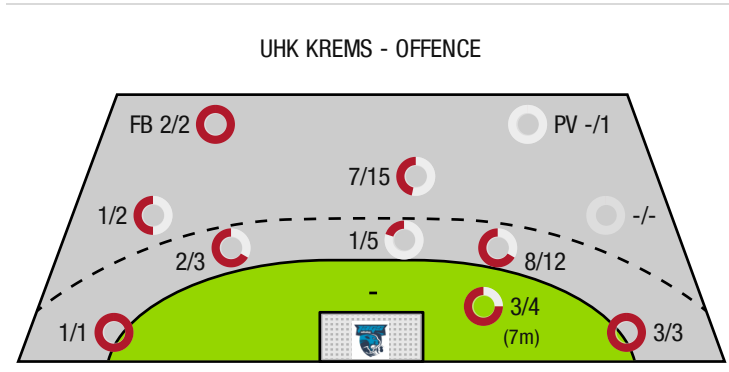
ATTACK SUCCESS

59%

33

56

Goals scored Attack*



FB - All fast breaks PV - Pivot shots



UHK Krems

ENDED

29 : 33

(14 : 18)

JAGS Vosslau



Players			Shots (goals)								Others				Penalties			
No	Name	Pos.	Total	7m	6m	9m	Wing	PV	FB	BT*	TF	ST	BS	AS	YC	2min	RC	BC
22	Domevscek, Lukas	TW	-% (0/0)															
38	Hollerer, Matthias	TW	-% (0/0)															
2	Stradinger, Max	RL	100% (2/2)		2/2						1							
5	Hellerschmid, Fabian	LA	0% (0/1)		0/1													
6	Hofmann, Peter	RM	-% (0/0)															
7	Gaydusek, Marc	RA	-% (0/0)															
10	Auss, Tobias	LA	50% (2/4)		1/1	1/3				1/1								
14	Rudischer, Benedikt	LA	100% (3/3)		2/2		1/1					1		1				
15	Hasecic, Kenan	KM	0% (0/1)					0/1			2			2				
17	Granlund, Robin	RL	50% (1/2)			1/2					1					1		
19	Knez, Domen	RL	67% (2/3)			1/2										3	1	
20	Alkic, Sinan	KM	-% (0/0)													1		
25	Kastenhuber, Laurenz Leon	KM	-% (0/0)															
27	Bergemann, Thies	RA	73% (8/11)	3/4	1/3		3/3		1/1									
28	Munzinger, Luca	RR	55% (6/11)		3/6	2/4			1/1	3/3	2			2	1			
37	Teubert, Marian	RM	45% (5/11)		2/5	3/6				1/1	1			3				
0	Stradinger, Max																	
0A	Lippitsch, Mario Andreas																	
0B	Thaqi, Ibish																	
0C	Feichtinger, Sebastian																	
0D	Nachtnebel, Claudia																	
			59% (29/49)	3/4	11/20	8/17	4/4	0/1	2/2	5/5	7	1	0	8	1	5	1	0

A breakthrough (BT) is an additional information for goals that have been achieved from the backcourt. The number of these goals will not be included in the sum of the goals of a player.

Goalkeepers		Shot (saves)							
No	Name	Total	7m	6m	9m	Wing	PV	Fast breaks	Breakthrough
22	Domevscek, Lukas	21% (7/34)	0% (0/2)	5% (1/19)	57% (4/7)	0% (0/1)	40% (2/5)	-% (0/0)	0% (0/1)
38	Hollerer, Matthias	0% (0/6)	0% (0/1)	0% (0/3)	0% (0/1)	-% (0/0)	-% (0/0)	0% (0/1)	-% (0/0)
		18% (7/40)	0% (0/3)	5% (1/22)	50% (4/8)	0% (0/1)	40% (2/5)	0% (0/1)	0% (0/1)

Team shots	Goals	Saved	Missed	Post	Blocked	Total	Efficiency
7m shots	3	0	0	1	0	3/4	75%
6m shots	11	5	0	3	1	11/20	55%
9m shots	8	6	2	1	0	8/17	47%
Wing shots	4	0	0	0	0	4/4	100%
Pivot	0	1	0	0	0	0/1	0%
Fast breaks	2	0	0	0	0	2/2	100%
Breakthrough	5	0	0	0	0	5/5	100%
	29	12	6	5	1	29/49	59%

LEGEND

PV	Pivot shots
FB	All fast breaks
BT	Breakthrough
TF	Technical fault
ST	Steals
BS	Blocked shots
AS	Assist
YC	Yellow cards
2min	2 Minute suspension
RC	Red cards
BC	Blue cards

It is possible in individual cases, that differences between the sum of individual player statistics and team statistics occur. The reason is that due to the speed of a handball game at individual events our scouts can not assign the player data correctly.



UHK Krems

ENDED

29 : 33

(14 : 18)

JAGS Voslau



Players			Shots (goals)								Others				Penalties			
No	Name	Pos.	Total	7m	6m	9m	Wing	PV	FB	BT*	TF	ST	BS	AS	YC	2min	RC	BC
1	Bauer,Thomas	TW	-% (0/0)															
61	Kaiper,Florian	TW	-% (0/0)															
4	Giner Duran,Roger	RA	100% (7/7)		6/6				1/1		1					1		
5	Nikolic,Lukas	RL	-% (0/0)															
9	Abrahao,Leonardo	RM	50% (2/4)		1/2	1/2					2			2				
11	Muck,Raphael	RA	67% (8/12)		6/8	2/4					1			1				
14	Scheicher,Emil	RR	-% (0/0)															
23	Barta,Christoph	RA	100% (1/1)		1/1													
34	Bachmann,Moritz	RL	100% (4/4)		3/3	1/1					3			2		1		
41	Kovacec,Jan	RM	0% (0/2)			0/2					1					1		
55	Mendonca,Eduardo	KM	63% (5/8)	2/3				3/5										
59	Baxter,John	RL	-% (0/0)															
66	Doblhoff-deir,Moritz	RL	100% (1/1)		1/1					1/1			1			1		
68	Schartel,Fabian	LA	56% (5/9)	1/3	3/5		1/1											
84	Dell,Jonas	RL	-% (0/0)															
95	Kirveliavicius,Romas	RL	-% (0/0)													2		
0A	Eberl,Roland																	
0B	Salvat Sanchez,Sebastian																	
0C	Halperin,Moshe																	
0D	Rothenberger,Benjamin																	
			69% (33/48)	3/6	21/26	4/9	1/1	3/5	1/1	1/1	8	0	1	5	0	6	0	0

A breakthrough (BT) is an additional information for goals that have been achieved from the backcourt. The number of these goals will not be included in the sum of the goals of a player.

Goalkeepers		Shot (saves)							
No	Name	Total	7m	6m	9m	Wing	PV	Fast breaks	Breakthrough
1	Bauer,Thomas	33% (5/15)	0% (0/1)	44% (4/9)	50% (1/2)	0% (0/1)	-% (0/0)	0% (0/2)	0% (0/4)
61	Kaiper,Florian	28% (7/25)	0% (0/2)	14% (1/7)	42% (5/12)	0% (0/3)	100% (1/1)	-% (0/0)	0% (0/1)
		30% (12/40)	0% (0/3)	31% (5/16)	43% (6/14)	0% (0/4)	100% (1/1)	0% (0/2)	0% (0/5)

Team shots	Goals	Saved	Missed	Post	Blocked	Total	Efficiency
7m shots	3	0	0	3	0	3/6	50%
6m shots	21	1	1	3	0	21/26	81%
9m shots	4	4	1	0	0	4/9	44%
Wing shots	1	0	0	0	0	1/1	100%
Pivot	3	2	0	0	0	3/5	60%
Fast breaks	1	0	0	0	0	1/1	100%
Breakthrough	1	0	0	0	0	1/1	100%
	33	7	5	6	0	33/48	69%

LEGEND

PV	Pivot shots
FB	All fast breaks
BT	Breakthrough
TF	Technical fault
ST	Steals
BS	Blocked shots
AS	Assist
YC	Yellow cards
2min	2 Minute suspension
RC	Red cards
BC	Blue cards

It is possible in individual cases, that differences between the sum of individual player statistics and team statistics occur. The reason is that due to the speed of a handball game at individual events our scouts can not assign the player data correctly.