



Date: 11/04/26
 Time: 19:00
 Match: Round: 20. Matchday, Match ID: 62070750, Season: 25/26
 Venue: Raiffeisen Sportpark
 Referees: ,

MATCH-REPORT

HLA Meisterliga

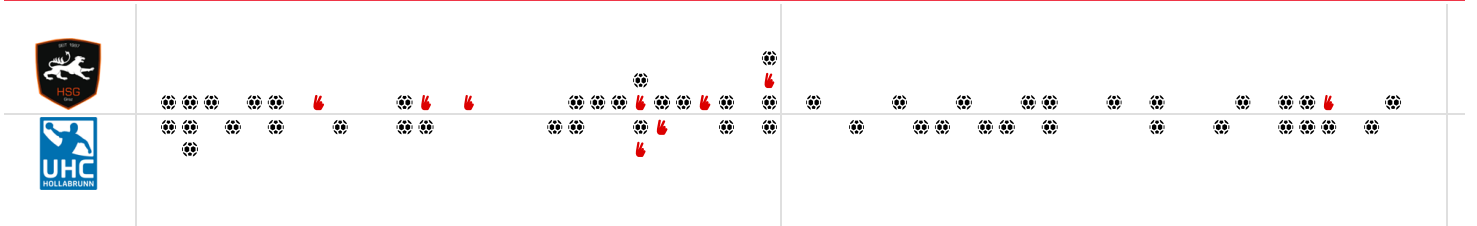
www.hla.at

#GeballteLeidenschaft

ENDED

26 : 25

(15 : 13)



Top scorer: Hofer **6** 2min: **7** Top scorer: Cirar **5** 2min: **2**

SCORING EFFICIENCY: 63%

Total shots: 41

Goals: 26

Saved: 12

Missed: 3

Post: 2

Blocked: 0

7M EFFICIENCY

67%

Goals scored: **2** 7m awarded: **3**

Unsuccessful: 11:29 | 15 OFFNER (SAVE)

SCORING EFFICIENCY: 63%

Total shots: 40

Goals: 25

Saved: 12

Missed: 3

Post: 3

Blocked: 0

7M EFFICIENCY

83%

Goals scored: **5** 7m awarded: **6**

Unsuccessful: 32:03 | 19 GAL (SAVE)

ATTACK SUCCESS **GOALKEEPER EFFICIENCY** **DEFENDING EFFICIENCY**

51% **32%** **51%**

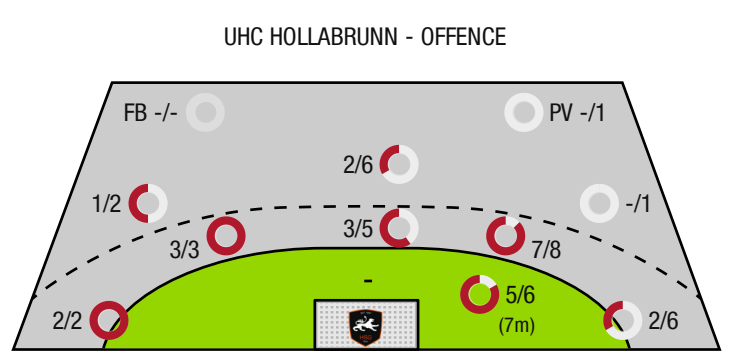
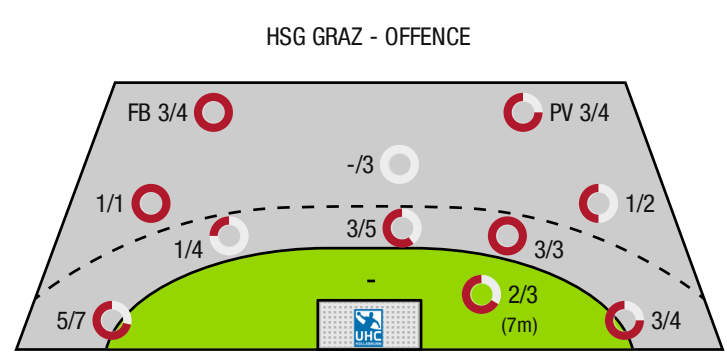
Goals scored: **26** Attack*: **51** Saves: **12** Shots on target: **37** Goals conceded: **25** Attack conceded*: **51**

*Attack number is incremented on every change of ball possession.

DEFENDING EFFICIENCY **GOALKEEPER EFFICIENCY** **ATTACK SUCCESS**

49% **32%** **49%**

Goals conceded: **26** Attack conceded*: **51** Saves: **12** Shots on target: **38** Goals scored: **25** Attack*: **51**



FB - All fast breaks PV - Pivot shots



HSG Graz

ENDED

26 : 25

(15 : 13)

UHC Hollabrunn



Players			Shots (goals)								Others				Penalties			
No	Name	Pos.	Total	7m	6m	9m	Wing	PV	FB	BT*	TF	ST	BS	AS	YC	2min	RC	BC
12	Eichberger,Thomas	TW	-% (0/0)								1			2				
7	Galina,Matej	RR	57% (4/7)		3/4	1/3				3/3	1							
10	Kelich,Max	KM	50% (1/2)		0/1			1/1			1	1		1				
14	Hofer,Markus	LA	60% (6/10)		0/1		4/6		2/3							1		
15	Offner,Paul	LA	33% (1/3)	0/1	0/1		1/1				1							
19	Rosenberger,Paul	RR	-% (0/0)													1		
23	Belos,Nemanja	RL	67% (4/6)	2/2	1/1	1/3				1/1	1			4				
24	Schimmel,Florian	RR	-% (0/0)															
29	Schweighofer,Lukas	KM	75% (3/4)					2/3						1		2		
30	Schranz,Kilian	RM	0% (0/1)		0/1									3				
32	Kotar,Matic	RM	100% (2/2)		2/2					2/2	2			2				
33	Schweighofer,Leonhard	RM	-% (0/0)															
35	Juranic,Jura Egon	RL	-% (0/0)								2					1		
77	Jensterle,Jurij	RR	80% (4/5)		1/1		3/4									2		
93	Damjanoski,Borjan	RM	100% (1/1)						1/1		1			2				
OD	Pichler,D																	
0	Hofer,Markus																	
0A	Pajicic,Goran																	
0B	Balomenos,Spyros																	
0C	Vurcer,Matthias																	
			63% (26/41)	2/3	7/12	2/6	8/11	3/4	3/4	6/6	10	1	0	15	0	7	0	0

A breakthrough (BT) is an additional information for goals that have been achieved from the backcourt. The number of these goals will not be included in the sum of the goals of a player.

Goalkeepers		Shot (saves)							
No	Name	Total	7m	6m	9m	Wing	PV	Fast breaks	Breakthrough
12	Eichberger,Thomas	32% (12/37)	17% (1/6)	13% (2/15)	57% (4/7)	50% (4/8)	100% (1/1)	-% (0/0)	0% (0/8)
		32% (12/37)	17% (1/6)	13% (2/15)	57% (4/7)	50% (4/8)	100% (1/1)	-% (0/0)	0% (0/8)

Team shots	Goals	Saved	Missed	Post	Blocked	Total	Efficiency
7m shots	2	1	0	0	0	2/3	67%
6m shots	7	5	0	0	0	7/12	58%
9m shots	2	2	1	1	0	2/6	33%
Wing shots	8	2	0	1	0	8/11	73%
Pivot	3	1	0	0	0	3/4	75%
Fast breaks	3	1	0	0	0	3/4	75%
Breakthrough	6	0	0	0	0	6/6	100%
	26	12	3	2	0	26/41	63%

LEGEND

PV	Pivot shots
FB	All fast breaks
BT	Breakthrough
TF	Technical fault
ST	Steals
BS	Blocked shots
AS	Assist
YC	Yellow cards
2min	2 Minute suspension
RC	Red cards
BC	Blue cards

It is possible in individual cases, that differences between the sum of individual player statistics and team statistics occur. The reason is that due to the speed of a handball game at individual events our scouts can not assign the player data correctly.



HSG Graz

ENDED

26 : 25

(15 : 13)

UHC Hollabrunn



Players			Shots (goals)								Others				Penalties			
No	Name	Pos.	Total	7m	6m	9m	Wing	PV	FB	BT*	TF	ST	BS	AS	YC	2min	RC	BC
36	Fabry, Samuel	TW	-% (0/0)															
62	Nimanaj, Arianit	TW	-% (0/0)															
3	Irlacher, Felix	RA	-% (0/0)															
5	Parzer, Tobias	KM	0% (0/1)					0/1			1							
6	Weiss, Paul	RA	-% (0/0)															
7	Radjenovic, Rade	RM	43% (3/7)		2/4	1/3				1/1	1			2				
9	Simic, Ante	RL	50% (3/6)	3/3		0/3					2			1		1		
11	Falthansl-Scheinecker, Florian	LA	100% (4/4)		2/2		2/2				1							
18	Lorenz, Manuel	LA	-% (0/0)															
19	Gal, Kristof	RL	75% (3/4)	2/3	1/1					1/1				1				
20	Lorenz, Fabian	RL	-% (0/0)															
22	Safranko, Rudolf Zvonimir	RM	100% (1/1)		1/1					1/1	1			1				
44	Cirar, Gal	RA	56% (5/9)		3/3		2/6			1/1	1							
63	Jovanovic, Mladan	RM	67% (4/6)		4/5	0/1				4/4	2			1		1		
71	Mitkov, Vlatko	RR	-% (0/0)															
99	Arsenovski, Filip	KM	100% (2/2)			2/2												
0A	Gedinger, Gerhard																	
0B	Mitkov, Vlatko																	
0C	Forrai, Daniel																	
0D	Heinrich, Hubl																	
			63% (25 / 40)	5/6	13/16	3/9	4/8	0/1	0/0	8/8	9	0	0	6	0	2	0	0

A breakthrough (BT) is an additional information for goals that have been achieved from the backcourt. The number of these goals will not be included in the sum of the goals of a player.

Goalkeepers		Shot (saves)							
No	Name	Total	7m	6m	9m	Wing	PV	Fast breaks	Breakthrough
36	Fabry, Samuel	41% (9 / 22)	-% (0 / 0)	50% (3 / 6)	67% (2 / 3)	25% (2 / 8)	33% (1 / 3)	50% (1 / 2)	0% (0 / 3)
62	Nimanaj, Arianit	20% (3 / 15)	33% (1 / 3)	33% (2 / 6)	0% (0 / 1)	0% (0 / 2)	0% (0 / 1)	0% (0 / 2)	0% (0 / 3)
		32% (12 / 37)	33% (1 / 3)	42% (5 / 12)	50% (2 / 4)	20% (2 / 10)	25% (1 / 4)	25% (1 / 4)	0% (0 / 6)

Team shots	Goals	Saved	Missed	Post	Blocked	Total	Efficiency
7m shots	5	1	0	0	0	5/6	83%
6m shots	13	2	0	1	0	13/16	81%
9m shots	3	4	0	2	0	3/9	33%
Wing shots	4	4	0	0	0	4/8	50%
Pivot	0	1	0	0	0	0/1	0%
Fast breaks	0	0	0	0	0	0/0	NaN%
Breakthrough	8	0	0	0	0	8/8	100%
	25	12	3	3	0	25/40	63%

LEGEND

PV	Pivot shots
FB	All fast breaks
BT	Breakthrough
TF	Technical fault
ST	Steals
BS	Blocked shots
AS	Assist
YC	Yellow cards
2min	2 Minute suspension
RC	Red cards
BC	Blue cards

It is possible in individual cases, that differences between the sum of individual player statistics and team statistics occur. The reason is that due to the speed of a handball game at individual events our scouts can not assign the player data correctly.