



Date: 15/04/26
 Time: 19:30
 Match: Round: 21. Matchday, Match ID: 62070754, Season: 25/26
 Venue: Sporthalle Margareten
 Referees: ,

MATCH-REPORT

HLA Meisterliga

www.hla.at

#GeballteLeidenschaft

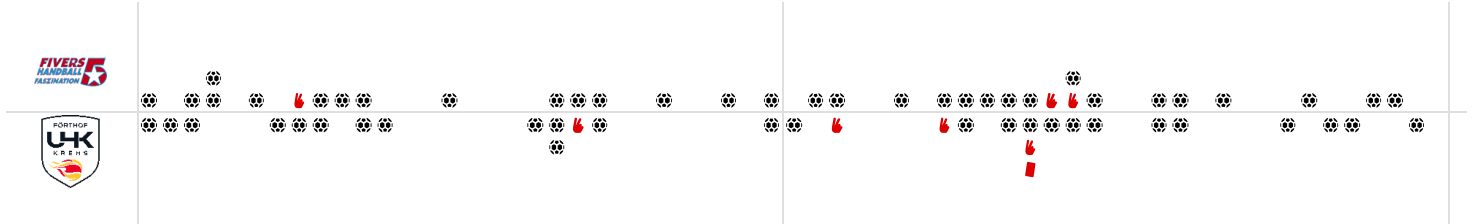
ENDED

HC Fivers Wat Margareten

31 : 26

UHK Krems

(15 : 13)



Top scorer: Schuh 8 2min: 3 Top scorer: Auss 8 2min: 4

SCORING EFFICIENCY: 63%

Total shots: 49

Goals: 31

Saved: 11

Missed: 6

Post: 3

Blocked: 1

7M EFFICIENCY

90%

9
10

Goals scored 7m awarded

Unsuccessful:
 18:42 | 59 RATTENSPERGER (SAVE)
 27:48 | 55 MARTINOVIC (SAVE)

SCORING EFFICIENCY: 57%

Total shots: 46

Goals: 26

Saved: 10

Missed: 6

Post: 4

Blocked: 3

7M EFFICIENCY

33%

1
3

Goals scored 7m awarded

Unsuccessful:
 23:53 | 27 BERGEMANN (SAVE)
 60:00 | 5 HELLERSCHMID (POST)

ATTACK SUCCESS **GOALKEEPER EFFICIENCY** **DEFENDING EFFICIENCY**

57%

31 54

Goals scored Attack*

30%

11 37

Saves Shots on target

53%

26 55

Goals conceded Attack conceded*

DEFENDING EFFICIENCY **GOALKEEPER EFFICIENCY** **ATTACK SUCCESS**

43%

31 54

Goals conceded Attack conceded*

24%

10 41

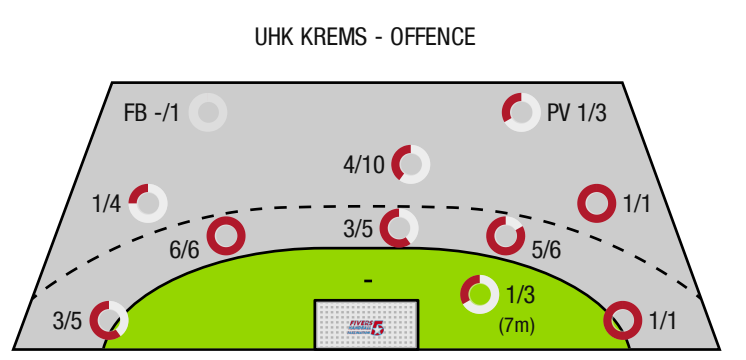
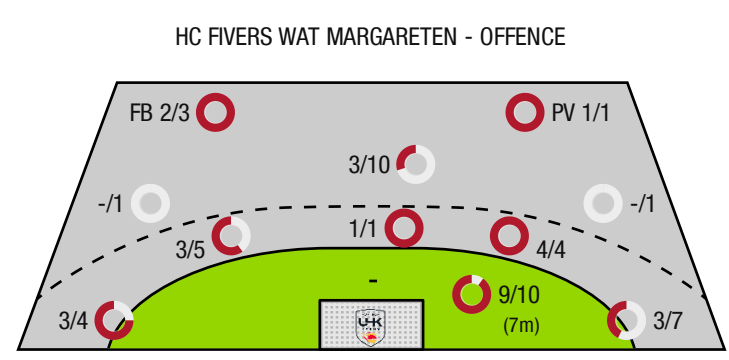
Saves Shots on target

47%

26 55

Goals scored Attack*

*Attack number is incremented on every change of ball possession.



FB - All fast breaks PV - Pivot shots

ENDED

HC Fivers Wat Margareten **31 : 26**

UHK Krems



(15 : 13)

Players			Shots (goals)								Others				Penalties			
No	Name	Pos.	Total	7m	6m	9m	Wing	PV	FB	BT*	TF	ST	BS	AS	YC	2min	RC	BC
51	Oleksii, Novikov	TW	-% (0/0)															
56	Novakovic, Sergej	TW	-% (0/0)								1	1						
15	Gangel, Philipp	LA	86% (6/7)				3/4	1/1	1/1			1						
25	Weiser, Samuel	RL	-% (0/0)								1		1	1		1		
35	Gangel, Lukas	RR	-% (0/0)															
45	Maksic, Velibor	RR	-% (0/0)															
50	Tikvic, Emanuel	RL	-% (0/0)													1		
53	Dvorak, Florentin	RR	50% (2/4)		1/1	1/3				1/1	3			6				
55	Martinovic, Marin	RM	86% (6/7)	6/6		0/1					1			1				
57	Rudnicki, Mats	RL	30% (3/10)		2/4	1/6				2/4	1		2	2				
58	Brenneis, Leander	KM	-% (0/0)															
59	Rattensperger, Matthias	RA	55% (6/11)	3/4			3/7											
65	Breit, Leon	LA	-% (0/0)									1				1		
75	Riede, Maximilian	RA	-% (0/0)															
85	Schuh, Fabio	RM	80% (8/10)		5/5	1/2			1/2	5/5	1							
95	Lichtblau, Lorin	LA	-% (0/0)									1						
0	Glatzl, Fabian																	
0A	Jonas, Herbert																	
0B	Eckl, Peter																	
0C	Neckam, Monika																	
			63% (31 /49)	9/10	8/10	3/12	6/11	1/1	2/3	8/10	8	4	3	10	0	3	0	0

A breakthrough (BT) is an additional information for goals that have been achieved from the backcourt. The number of these goals will not be included in the sum of the goals of a player.

Goalkeepers		Shot (saves)							
No	Name	Total	7m	6m	9m	Wing	PV	Fast breaks	Breakthrough
51	Oleksii, Novikov	11% (1 /9)	-% (0 /0)	0% (0 /5)	0% (0 /1)	0% (0 /2)	100% (1 /1)	-% (0 /0)	0% (0 /4)
56	Novakovic, Sergej	33% (9 /27)	50% (1 /2)	0% (0 /9)	55% (6 /11)	50% (2 /4)	0% (0 /1)	-% (0 /0)	0% (0 /5)
		28% (10 /36)	50% (1 /2)	0% (0 /14)	50% (6 /12)	33% (2 /6)	50% (1 /2)	-% (0 /0)	0% (0 /9)

Team shots	Goals	Saved	Missed	Post	Blocked	Total	Efficiency
7m shots	9	1	0	0	0	9/10	90%
6m shots	8	2	0	0	0	8/10	80%
9m shots	3	5	2	1	1	3/12	25%
Wing shots	6	3	0	1	0	6/11	55%
Pivot	1	0	0	0	0	1/1	100%
Fast breaks	2	0	0	1	0	2/3	67%
Breakthrough	8	2	0	0	0	8/10	80%
	31	11	6	3	1	31/49	63%

LEGEND

PV	Pivot shots
FB	All fast breaks
BT	Breakthrough
TF	Technical fault
ST	Steals
BS	Blocked shots
AS	Assist
YC	Yellow cards
2min	2 Minute suspension
RC	Red cards
BC	Blue cards

It is possible in individual cases, that differences between the sum of individual player statistics and team statistics occur. The reason is that due to the speed of a handball game at individual events our scouts can not assign the player data correctly.

ENDED



HC Fivers Wat Margareten

31 : 26

(15 : 13)

UHK KREMS



Players			Shots (goals)								Others				Penalties			
No	Name	Pos.	Total	7m	6m	9m	Wing	PV	FB	BT*	TF	ST	BS	AS	YC	2min	RC	BC
22	Domevscek, Lukas	TW	-% (0/0)															
38	Hollerer, Matthias	TW	-% (0/0)															
2	Stradinger, Max	RL	100% (1/1)		1/1					1/1								
5	Hellerschmid, Fabian	LA	0% (0/1)	0/1														
6	Hofmann, Peter	RM	-% (0/0)															
7	Gaydusek, Marc	RA	-% (0/0)															
10	Auss, Tobias	LA	73% (8/11)	1/1	5/5	2/5				2/2	5			3				
14	Rudischer, Benedikt	LA	50% (3/6)				3/5		0/1									
15	Hasecic, Kenan	KM	33% (1/3)					1/3										
17	Granlund, Robin	RL	50% (3/6)		2/2	1/4				2/2	1			1				
19	Knez, Domen	RL	100% (2/2)		1/1	1/1				1/1								
20	Alkic, Sinan	KM	-% (0/0)													2	1	
25	Kastenhuber, Laurenz Leon	KM	-% (0/0)															
27	Bergemann, Thies	RA	50% (2/4)	0/1	1/1		1/1				2							
28	Munzinger, Luca	RR	71% (5/7)		4/5	1/2				3/4	5		1					
37	Teubert, Marian	RM	20% (1/5)		0/2	1/3								6		2		
0A	Beraneck, Hermann																	
0B	Thaqi, Ibish																	
0C	Feichtinger, Sebastian																	
0D	Nachtnebel, Claudia																	
			57% (26 /46)	1/3	14/17	6/15	4/6	1/3	0/1	9/10	13	0	1	10	0	4	1	0

A breakthrough (BT) is an additional information for goals that have been achieved from the backcourt. The number of these goals will not be included in the sum of the goals of a player.

Goalkeepers		Shot (saves)							
No	Name	Total	7m	6m	9m	Wing	PV	Fast breaks	Breakthrough
22	Domevscek, Lukas	29% (11 /38)	14% (1 /7)	20% (2 /10)	63% (5 /8)	33% (3 /9)	0% (0 /1)	0% (0 /1)	20% (2 /10)
38	Hollerer, Matthias	0% (0 /3)	0% (0 /3)	-% (0 /0)	-% (0 /0)	-% (0 /0)	-% (0 /0)	-% (0 /0)	-% (0 /0)
		27% (11 /41)	10% (1 /10)	20% (2 /10)	63% (5 /8)	33% (3 /9)	0% (0 /1)	0% (0 /1)	20% (2 /10)

Team shots	Goals	Saved	Missed	Post	Blocked	Total	Efficiency
7m shots	1	1	0	1	0	1/3	33%
6m shots	14	0	1	0	2	14/17	82%
9m shots	6	6	2	0	1	6/15	40%
Wing shots	4	2	0	0	0	4/6	67%
Pivot	1	1	0	1	0	1/3	33%
Fast breaks	0	0	0	1	0	0/1	0%
Breakthrough	9	0	0	0	0	9/10	90%
	26	10	6	4	3	26/46	57%

LEGEND

PV	Pivot shots
FB	All fast breaks
BT	Breakthrough
TF	Technical fault
ST	Steals
BS	Blocked shots
AS	Assist
YC	Yellow cards
2min	2 Minute suspension
RC	Red cards
BC	Blue cards

It is possible in individual cases, that differences between the sum of individual player statistics and team statistics occur. The reason is that due to the speed of a handball game at individual events our scouts can not assign the player data correctly.