



Date: 15/04/26
 Time: 19:30
 Match: Round: 21. Matchday, Match ID: 62070756, Season: 25/26
 Venue: Sport Hauptschule Kleinmunchen
 Referees: ,

MATCH-REPORT

HLA Meisterliga

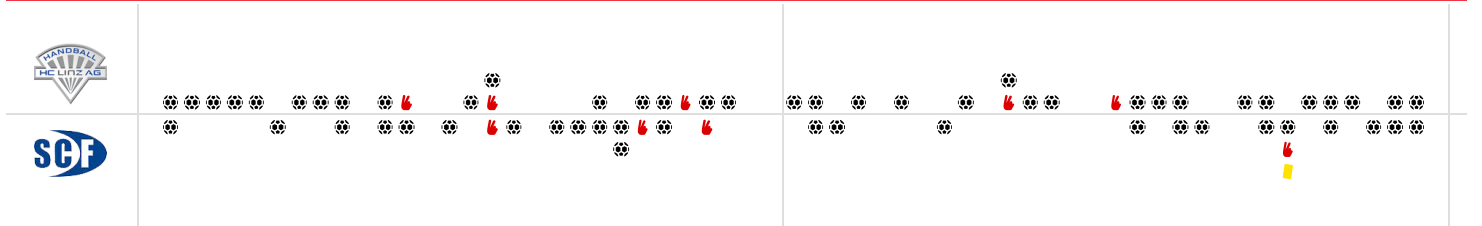
www.hla.at

#GeballteLeidenschaft

ENDED

34 : 25

(16 : 13)



Top scorer: Mostl **11** 2min: **5** Top scorer: Milicevic **8** 2min: **4**

SCORING EFFICIENCY: 77%

Total shots: 44

Goals: 34

Saved: 9

Missed: 1

Post: 1

Blocked: 0

7M EFFICIENCY

100%

3
3

Goals scored
7m awarded

Unsuccessful:

SCORING EFFICIENCY: 51%

Total shots: 49

Goals: 25

Saved: 16

Missed: 6

Post: 1

Blocked: 2

7M EFFICIENCY

63%

5
8

Goals scored
7m awarded

Unsuccessful:

- 05:50 | 10 PERKUSIC (SAVE)
- 18:08 | 50 GONZALEZ-MARTINEZ (2) (SAVE)
- 42:45 | 50 GONZALEZ-MARTINEZ (2) (SAVE)

ATTACK SUCCESS **GOALKEEPER EFFICIENCY** **DEFENDING EFFICIENCY**

68%

34 50

Goals scored Attack*

26%

9 34

Saves Shots on target

50%

25 50

Goals conceded Attack conceded*

DEFENDING EFFICIENCY **GOALKEEPER EFFICIENCY** **ATTACK SUCCESS**

32%

34 50

Goals conceded Attack conceded*

32%

16 50

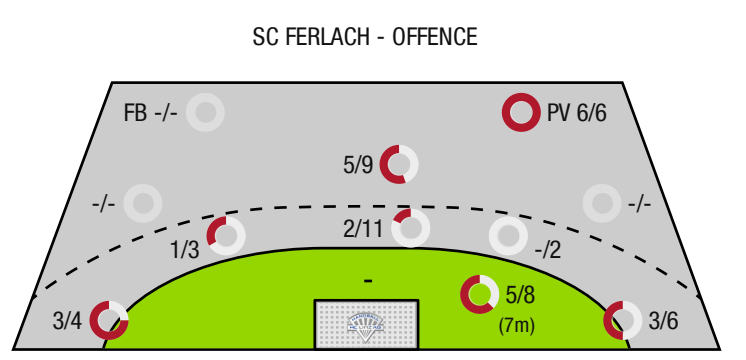
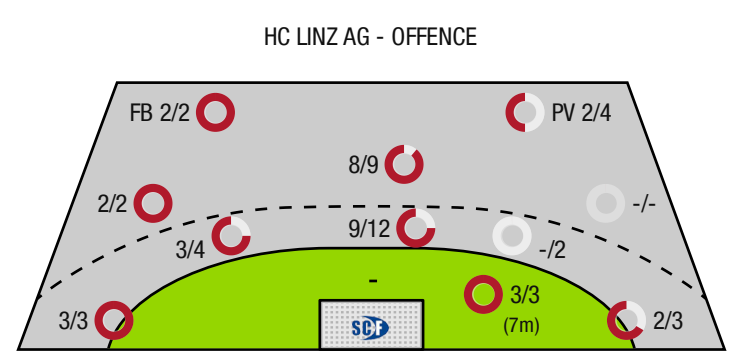
Saves Shots on target

50%

25 50

Goals scored Attack*

*Attack number is incremented on every change of ball possession.



FB - All fast breaks PV - Pivot shots



HC Linz AG

ENDED

34 : 25

(16 : 13)

SC Ferlach



Players			Shots (goals)								Others				Penalties			
No	Name	Pos.	Total	7m	6m	9m	Wing	PV	FB	BT*	TF	ST	BS	AS	YC	2min	RC	BC
16	Zwicklhuber, David	TW	-% (0/0)															
23	Kishou, Aliaksei	TW	-% (0/0)															
3	Mostl, C	RL	85% (11/13)		4/6	7/7				3/4	1			3				
6	Bryan, Nana Agyapong	RA	-% (0/0)															
7	Mittertutler, Boris	LA	100% (1/1)				1/1											
13	Petrovic, Pavle	RR	75% (3/4)		2/3	1/1				1/1	2			2				
14	Palan, Fabian	RR	100% (1/1)		1/1					1/1								
19	Moser, Nils	RA	60% (3/5)		0/1		2/3		1/1									
21	Gregoric, Leon	KM	33% (1/3)		0/1			1/2				1	2			1		
25	Klewein, Simon	RL	-% (0/0)													2		
26	Fizuleto, Lucijan	RM	90% (9/10)	2/2	5/6	2/2				4/4		1		2				
33	Bohm, Elmar	LA	100% (4/4)	1/1			2/2		1/1		1	1						
67	Bryslawski, F	RL	-% (0/0)											1		2		
92	Stojanovic, Jadranko	KM	50% (1/2)					1/2			1							
93	Klimavets, Andrei	RL	0% (0/1)			0/1												
0A	Gierlinger, Manuel																	
0B	Vunjak, Milan																	
0C	Kainz, Franz																	
			77% (34 / 44)	3/3	12/18	10/11	5/6	2/4	2/2	9/10	5	3	2	8	0	5	0	0

A breakthrough (BT) is an additional information for goals that have been achieved from the backcourt. The number of these goals will not be included in the sum of the goals of a player.

Goalkeepers		Shot (saves)							
No	Name	Total	7m	6m	9m	Wing	PV	Fast breaks	Breakthrough
16	Zwicklhuber, David	40% (2 / 5)	50% (1 / 2)	0% (0 / 1)	50% (1 / 2)	-% (0 / 0)	-% (0 / 0)	-% (0 / 0)	0% (0 / 1)
23	Kishou, Aliaksei	39% (14 / 36)	33% (2 / 6)	80% (8 / 10)	0% (0 / 4)	40% (4 / 10)	0% (0 / 6)	-% (0 / 0)	0% (0 / 1)
		39% (16 / 41)	38% (3 / 8)	73% (8 / 11)	17% (1 / 6)	40% (4 / 10)	0% (0 / 6)	-% (0 / 0)	0% (0 / 2)

Team shots	Goals	Saved	Missed	Post	Blocked	Total	Efficiency
7m shots	3	0	0	0	0	3/3	100%
6m shots	12	5	0	1	0	12/18	67%
9m shots	10	1	0	0	0	10/11	91%
Wing shots	5	1	0	0	0	5/6	83%
Pivot	2	2	0	0	0	2/4	50%
Fast breaks	2	0	0	0	0	2/2	100%
Breakthrough	9	1	0	0	0	9/10	90%
	34	9	1	1	0	34/44	77%

LEGEND

PV	Pivot shots
FB	All fast breaks
BT	Breakthrough
TF	Technical fault
ST	Steals
BS	Blocked shots
AS	Assist
YC	Yellow cards
2min	2 Minute suspension
RC	Red cards
BC	Blue cards

It is possible in individual cases, that differences between the sum of individual player statistics and team statistics occur. The reason is that due to the speed of a handball game at individual events our scouts can not assign the player data correctly.



HC Linz AG

ENDED

34 : 25

(16 : 13)

SC Ferlach



Players			Shots (goals)								Others				Penalties			
No	Name	Pos.	Total	7m	6m	9m	Wing	PV	FB	BT*	TF	ST	BS	AS	YC	2min	RC	BC
1	Dobaj, Gasper	TW	-% (0/0)															
92	Jakob, Kelich	TW	-% (0/0)															
96	Konecny, Michal Martin	TW	0% (0/1)			0/1												
4	Wuzella, Stefan	RA	0% (0/2)				0/2											
6	Krobath, Leander	RL	-% (0/0)											2		2		
8	Knapp, Simon	KM	-% (0/0)								2							
10	Perkusic, Toni	RR	38% (3/8)	0/1	0/2	3/5												
13	Gysin, David	RR	0% (0/1)		0/1					0/1								
21	Gartner, Tine	RA	60% (3/5)		0/1		3/4											
25	Ploner, Florian	LA	75% (3/4)				3/4											
27	Pernovsek, Luka	RA	0% (0/1)		0/1													
50	Gonzalez-Martinez, Adonis	RM	67% (4/6)	4/6														
57	Leban, Patrik	RM	0% (0/2)		0/1	0/1					1			8				
77	Kelih, Markus	RM	75% (3/4)		2/3	1/1				1/1	1			2				
81	Milicevic, Adrian	KM	80% (8/10)	1/1	1/3			6/6		1/1	1					1		
93	Nosan, Blaz	RM	20% (1/5)		0/4	1/1										1		
0A	Barisic, Miro																	
0B	Begus, Robert														1			
0C	Holz, Christoph																	
			51% (25 /49)	5/8	3/16	5/9	6/10	6/6	0/0	2/3	5	0	0	12	1	4	0	0

A breakthrough (BT) is an additional information for goals that have been achieved from the backcourt. The number of these goals will not be included in the sum of the goals of a player.

Goalkeepers		Shot (saves)							
No	Name	Total	7m	6m	9m	Wing	PV	Fast breaks	Breakthrough
1	Dobaj, Gasper	9% (1 /11)	0% (0 /2)	20% (1 /5)	0% (0 /2)	0% (0 /2)	-% (0 /0)	-% (0 /0)	33% (1 /3)
92	Jakob, Kelich	-% (0 /0)	-% (0 /0)	-% (0 /0)	-% (0 /0)	-% (0 /0)	-% (0 /0)	-% (0 /0)	-% (0 /0)
96	Konecny, Michal Martin	26% (8 /31)	0% (0 /1)	33% (4 /12)	11% (1 /9)	25% (1 /4)	50% (2 /4)	0% (0 /1)	0% (0 /7)
		21% (9 /42)	0% (0 /3)	29% (5 /17)	9% (1 /11)	17% (1 /6)	50% (2 /4)	0% (0 /1)	10% (1 /10)

Team shots	Goals	Saved	Missed	Post	Blocked	Total	Efficiency	
7m shots	5	3	0	0	0	5/8	63%	
6m shots	3	8	3	0	2	3/16	19%	
9m shots	5	1	2	1	0	5/9	56%	
Wing shots	6	4	0	0	0	6/10	60%	
Pivot	6	0	0	0	0	6/6	100%	
Fast breaks	0	0	0	0	0	0/0	NaN%	
Breakthrough	2	0	0	0	0	2/3	67%	
		25	16	6	1	2	25/49	51%

LEGEND

PV	Pivot shots
FB	All fast breaks
BT	Breakthrough
TF	Technical fault
ST	Steals
BS	Blocked shots
AS	Assist
YC	Yellow cards
2min	2 Minute suspension
RC	Red cards
BC	Blue cards

It is possible in individual cases, that differences between the sum of individual player statistics and team statistics occur. The reason is that due to the speed of a handball game at individual events our scouts can not assign the player data correctly.