



Date: 15/04/26  
 Time: 18:00  
 Match: Round: 21. Matchday, Match ID: 62070760, Season: 25/26  
 Venue: Thermenhalle  
 Referees: ,

# MATCH-REPORT

HLA Meisterliga

www.hla.at

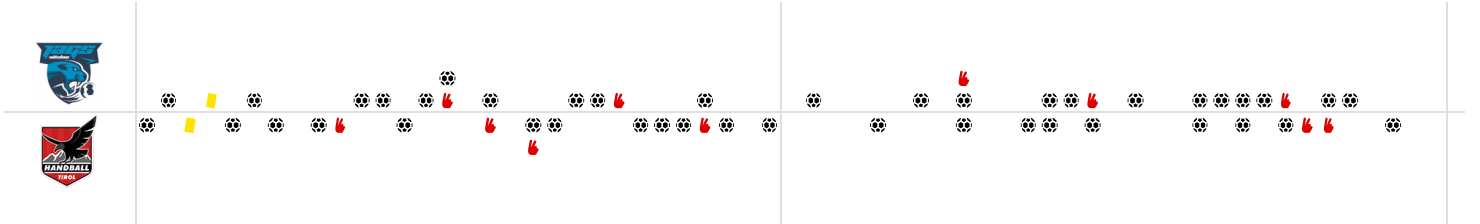
#GeballteLeidenschaft

ENDED

## 22 : 21

( 10 : 12 )

Handball Tirol



Top scorer: Mendonca **8**

2min: **5**

Top scorer: Peric **6**

2min: **6**

SCORING EFFICIENCY: **65%**

Total shots: 34

Goals: 22

Saved: 10

Missed: 2

Post: 0

Blocked: 0

7M EFFICIENCY

83%

5

Goals scored

6

7m awarded

Unsuccessful:  
03:42 | 68 SCHARTEL (SAVE)

7M EFFICIENCY

100%

6

Goals scored

6

7m awarded

Unsuccessful:

SCORING EFFICIENCY: **57%**

Total shots: 37

Goals: 21

Saved: 10

Missed: 5

Post: 2

Blocked: 1

ATTACK SUCCESS

51%

22

Goals scored

43

Attack\*

GOALKEEPER EFFICIENCY

32%

10

Saves

31

Shots on target

DEFENDING EFFICIENCY

51%

21

Goals conceded

43

Attack conceded\*

DEFENDING EFFICIENCY

49%

22

Goals conceded

43

Attack conceded\*

GOALKEEPER EFFICIENCY

31%

10

Saves

32

Shots on target

ATTACK SUCCESS

49%

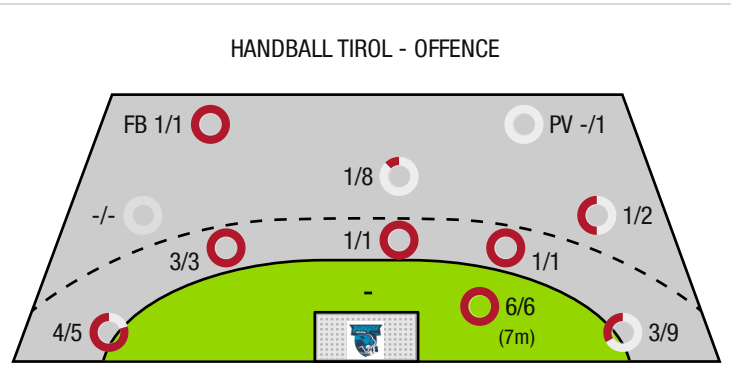
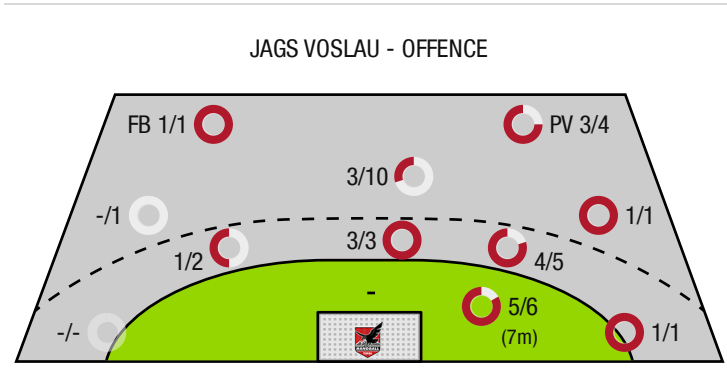
21

Goals scored

43

Attack\*

\*Attack number is incremented on every change of ball possession.



FB - All fast breaks PV - Pivot shots



JAGS Voslau

ENDED

22 : 21

( 10 : 12 )

Handball Tirol



Players			Shots (goals)								Others				Penalties			
No	Name	Pos.	Total	7m	6m	9m	Wing	PV	FB	BT*	TF	ST	BS	AS	YC	2min	RC	BC
1	Bauer,Thomas	TW	-% (0/0)								1							
61	Kaiper,Florian	TW	-% (0/0)															
4	Giner Duran,Roger	RA	100% (1/1)				1/1											
5	Nikolic,Lukas	RL	-% (0/0)															
9	Abrahao,Leonardo	RM	0% (0/1)			0/1					2			6				
11	Muck,Raphael	RA	63% (5/8)		5/6	0/2								1				
14	Scheicher,Emil	RR	-% (0/0)								2			1		1		
23	Barta,Christoph	RA	-% (0/0)															
34	Bachmann,Moritz	RL	0% (0/1)			0/1								4				
41	Kovacec,Jan	RM	50% (5/10)		3/4	2/6					1		1	4	1	1		
55	Mendonca,Eduardo	KM	100% (8/8)	5/5				3/3			1			1		1		
59	Baxter,John	RL	100% (3/3)			2/2			1/1		2							
66	Doblhoff-deir,Moritz	RL	-% (0/0)															
68	Schartel,Fabian	LA	0% (0/1)	0/1														
84	Dell,Jonas	RL	0% (0/1)					0/1										
95	Kirveliavicius,Romas	RL	-% (0/0)													2		
0A	Eberl,Roland																	
0B	Salvat Sanchez,Sebastian																	
0C	Halperin,Moshe																	
0D	Tatzgern,Nino																	
			65% (22 /34)	5/6	8/10	4/12	1/1	3/4	1/1	0/0	9	0	1	17	1	5	0	0

A breakthrough (BT) is an additional information for goals that have been achieved from the backcourt. The number of these goals will not be included in the sum of the goals of a player.

Goalkeepers		Shot (saves)							
No	Name	Total	7m	6m	9m	Wing	PV	Fast breaks	Breakthrough
1	Bauer,Thomas	33% (10 /30)	0% (0 /5)	0% (0 /5)	67% (4 /6)	46% (6 /13)	-% (0 /0)	0% (0 /1)	-% (0 /0)
61	Kaiper,Florian	0% (0 /1)	0% (0 /1)	-% (0 /0)	-% (0 /0)	-% (0 /0)	-% (0 /0)	-% (0 /0)	-% (0 /0)
		32% (10 /31)	0% (0 /6)	0% (0 /5)	67% (4 /6)	46% (6 /13)	-% (0 /0)	0% (0 /1)	-% (0 /0)

Team shots	Goals	Saved	Missed	Post	Blocked	Total	Efficiency
7m shots	5	1	0	0	0	5/6	83%
6m shots	8	0	2	0	0	8/10	80%
9m shots	4	8	0	0	0	4/12	33%
Wing shots	1	0	0	0	0	1/1	100%
Pivot	3	1	0	0	0	3/4	75%
Fast breaks	1	0	0	0	0	1/1	100%
Breakthrough	0	0	0	0	0	0/0	NaN%
	22	10	2	0	0	22/34	65%

## LEGEND

PV	Pivot shots
FB	All fast breaks
BT	Breakthrough
TF	Technical fault
ST	Steals
BS	Blocked shots
AS	Assist
YC	Yellow cards
2min	2 Minute suspension
RC	Red cards
BC	Blue cards

It is possible in individual cases, that differences between the sum of individual player statistics and team statistics occur. The reason is that due to the speed of a handball game at individual events our scouts can not assign the player data correctly.



JAGS Voslau

ENDED

22 : 21

( 10 : 12 )

Handball Tirol



Players			Shots (goals)								Others				Penalties			
No	Name	Pos.	Total	7m	6m	9m	Wing	PV	FB	BT*	TF	ST	BS	AS	YC	2min	RC	BC
12	Alber, Tobias	TW	-% (0/0)															
52	Tanic, Boris	TW	-% (0/0)															
5	Hiemstra, Jelte	RM	-% (0/0)															
6	Petrusic, Emanuel	KM	0% (0/1)					0/1								1		
8	Spendier, Sebastian	RM	71% (5/7)	3/3	1/1	0/2			1/1		1			6				
17	Peric, Filip	RA	60% (6/10)	3/3	1/1		2/6									1		
19	Medic, Petar	RR	43% (3/7)		2/2	1/5					1			4		1		
22	Lechleitner, Luca	RR	0% (0/2)				0/2							2				
26	Miskovez, Michael	RR	0% (0/1)			0/1					2			2	1			
32	Grothues, Tobias	RL	-% (0/0)								1			1		1		
35	Wagner, Thomas	RM	-% (0/0)													1		
47	Benjamin, Erhard	LA	-% (0/0)															
77	Prader, Lukas	LA	83% (5/6)		1/1		4/5									1		
97	Kofler, Samuel	KM	-% (0/0)															
99	Demmerer, Johannes	RR	67% (2/3)			1/2	1/1				1							
0A	Riemann, Benjamin																	
0B	Jauernik, Christoph																	
0C	Viktoria, Strick																	
			57% (21 / 37)	6/6	5/5	2/10	7/14	0/1	1/1	0/0	6	0	0	15	1	6	0	0

A breakthrough (BT) is an additional information for goals that have been achieved from the backcourt. The number of these goals will not be included in the sum of the goals of a player.

Goalkeepers			Shot (saves)								
No	Name	Total	7m	6m	9m	Wing	PV	Fast breaks	Breakthrough		
12	Alber, Tobias	-% (0 / 0)	-% (0 / 0)	-% (0 / 0)	-% (0 / 0)	-% (0 / 0)	-% (0 / 0)	-% (0 / 0)	-% (0 / 0)	-% (0 / 0)	-% (0 / 0)
52	Tanic, Boris	31% (10 / 32)	17% (1 / 6)	0% (0 / 8)	67% (8 / 12)	0% (0 / 1)	25% (1 / 4)	0% (0 / 1)	-% (0 / 0)	-% (0 / 0)	-% (0 / 0)
		31% (10 / 32)	17% (1 / 6)	0% (0 / 8)	67% (8 / 12)	0% (0 / 1)	25% (1 / 4)	0% (0 / 1)	-% (0 / 0)	-% (0 / 0)	-% (0 / 0)

Team shots	Goals	Saved	Missed	Post	Blocked	Total	Efficiency
7m shots	6	0	0	0	0	6/6	100%
6m shots	5	0	0	0	0	5/5	100%
9m shots	2	4	2	1	1	2/10	20%
Wing shots	7	6	0	1	0	7/14	50%
Pivot	0	0	0	0	0	0/1	0%
Fast breaks	1	0	0	0	0	1/1	100%
Breakthrough	0	0	0	0	0	0/0	NaN%
	21	10	5	2	1	21/37	57%

## LEGEND

PV	Pivot shots
FB	All fast breaks
BT	Breakthrough
TF	Technical fault
ST	Steals
BS	Blocked shots
AS	Assist
YC	Yellow cards
2min	2 Minute suspension
RC	Red cards
BC	Blue cards

It is possible in individual cases, that differences between the sum of individual player statistics and team statistics occur. The reason is that due to the speed of a handball game at individual events our scouts can not assign the player data correctly.