



Date: 15/04/26
 Time: 19:30
 Match: Round: 21. Matchday, Match ID: 62070762, Season: 25/26
 Venue: Sporthalle Koflach
 Referees: ,

MATCH-REPORT

HLA Meisterliga

www.hla.at

#GeballteLeidenschaft

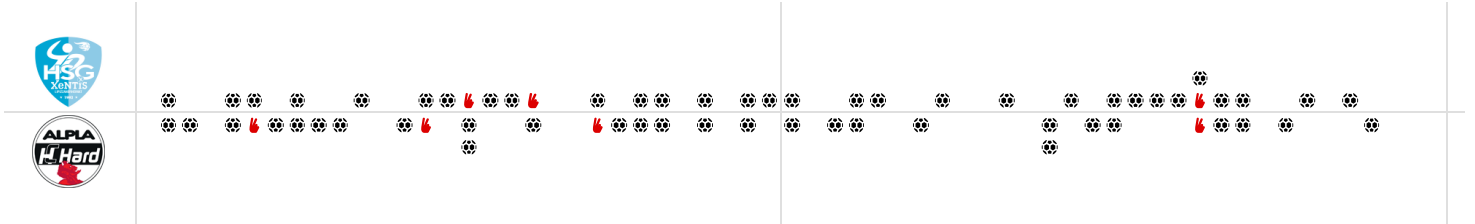
ENDED

HSG Lipizzanerheimat

30 : 28

(15 : 16)

Alpla HC Hard



Top scorer: Horvat **9** 2min: **3** Top scorer: Tokic **7** 2min: **4**

SCORING EFFICIENCY: 70%

Total shots: 43

Goals: 30

Saved: 8

Missed: 5

Post: 0

Blocked: 0

7M EFFICIENCY

83%

Goals scored: **5** 7m awarded: **6**

Unsuccessful: 19:26 | 4 OMERAGIC (SAVE)

SCORING EFFICIENCY: 67%

Total shots: 42

Goals: 28

Saved: 7

Missed: 6

Post: 2

Blocked: 1

7M EFFICIENCY

80%

Goals scored: **4** 7m awarded: **5**

Unsuccessful: 34:11 | 9 TOKIC (SAVE)

ATTACK SUCCESS **GOALKEEPER EFFICIENCY** **DEFENDING EFFICIENCY**

57% **22%** **47%**

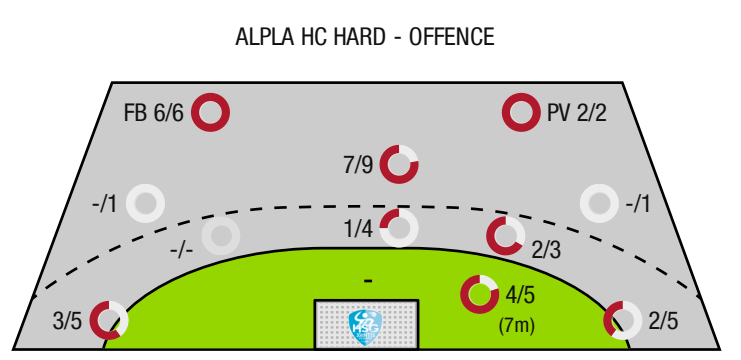
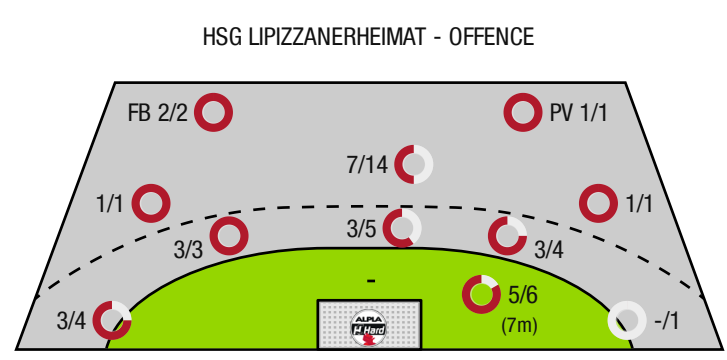
Goals scored: **30** Attack*: **53** Saves: **8** Shots on target: **36** Goals conceded: **28** Attack conceded*: **53**

DEFENDING EFFICIENCY **GOALKEEPER EFFICIENCY** **ATTACK SUCCESS**

43% **19%** **53%**

Goals conceded: **30** Attack conceded*: **53** Saves: **7** Shots on target: **37** Goals scored: **28** Attack*: **53**

*Attack number is incremented on every change of ball possession.



FB - All fast breaks PV - Pivot shots



HSG Lipizzanerheimat

ENDED

30 : 28

(15 : 16)

Alpla HC Hard



Players			Shots (goals)								Others				Penalties			
No	Name	Pos.	Total	7m	6m	9m	Wing	PV	FB	BT*	TF	ST	BS	AS	YC	2min	RC	BC
16	Budovic, Jovo	TW	100% (1/1)															
99	Strasek, Denis	TW	-% (0/0)															
4	Omeragic, Adi	RL	63% (5/8)	3/4		2/4					3			1				
5	Gollner, Alexander	RM	100% (1/1)		1/1						1			1				
6	Cichy, Markus	RR	-% (0/0)															
7	Horvat, Ivan	RL	90% (9/10)		3/4	6/6				2/2	4			1				
9	Palmstingl, Patrick	RA	75% (3/4)		2/3				1/1			1				1		
13	Langmann, Leonhard	LA	75% (3/4)		2/2		1/2				2							
14	Kreidl, Paul	RM	67% (2/3)				2/3											
19	Wastl, Philip	KM	-% (0/0)								1	1				2		
41	Fall, Moritz	RR	-% (0/0)															
56	Beciri, Kristian	KM	50% (1/2)		0/1			1/1					1					
61	Golubovic, Milan	RR	50% (5/10)	2/2	1/1	1/6			1/1	1/1	2							
77	Liam, Eishinger	KM	-% (0/0)															
87	Lantos, Cornel	RR	-% (0/0)															
87	Plattner, Felix	RM	-% (0/0)															
0A	Pausits, OA																	
0B	Gyurka, Janos																	
0C	W, Smon																	
0D	Kollegger, Christian																	
			70% (30 / 43)	5/6	9/12	9/16	3/5	1/1	2/2	3/3	13	2	1	3	0	3	0	0

A breakthrough (BT) is an additional information for goals that have been achieved from the backcourt. The number of these goals will not be included in the sum of the goals of a player.

Goalkeepers		Shot (saves)							
No	Name	Total	7m	6m	9m	Wing	PV	Fast breaks	Breakthrough
16	Budovic, Jovo	18% (3 / 17)	0% (0 / 2)	25% (1 / 4)	0% (0 / 5)	50% (2 / 4)	-% (0 / 0)	0% (0 / 2)	25% (1 / 4)
99	Strasek, Denis	24% (4 / 17)	33% (1 / 3)	100% (1 / 1)	50% (2 / 4)	0% (0 / 3)	0% (0 / 2)	0% (0 / 4)	100% (1 / 1)
		21% (7 / 34)	20% (1 / 5)	40% (2 / 5)	22% (2 / 9)	29% (2 / 7)	0% (0 / 2)	0% (0 / 6)	40% (2 / 5)

Team shots	Goals	Saved	Missed	Post	Blocked	Total	Efficiency
7m shots	5	1	0	0	0	5/6	83%
6m shots	9	2	1	0	0	9/12	75%
9m shots	9	3	4	0	0	9/16	56%
Wing shots	3	2	0	0	0	3/5	60%
Pivot	1	0	0	0	0	1/1	100%
Fast breaks	2	0	0	0	0	2/2	100%
Breakthrough	3	0	0	0	0	3/3	100%
	30	8	5	0	0	30/43	70%

LEGEND

PV	Pivot shots
FB	All fast breaks
BT	Breakthrough
TF	Technical fault
ST	Steals
BS	Blocked shots
AS	Assist
YC	Yellow cards
2min	2 Minute suspension
RC	Red cards
BC	Blue cards

It is possible in individual cases, that differences between the sum of individual player statistics and team statistics occur. The reason is that due to the speed of a handball game at individual events our scouts can not assign the player data correctly.



HSG Lipizzanerheimat

ENDED

30 : 28

(15 : 16)

Alpla HC Hard



Players			Shots (goals)								Others				Penalties			
No	Name	Pos.	Total	7m	6m	9m	Wing	PV	FB	BT*	TF	ST	BS	AS	YC	2min	RC	BC
12	Gurskis, Lukas	TW	-% (0/0)															
32	Doknic, Golub	TW	-% (0/0)															
7	Jonsson, Tryggvi Gardar	RL	-% (0/0)															
9	Tokic, Ante	RA	58% (7/12)	2/3	1/2	2/3	0/2		2/2	1/2	4			3				
11	Runarsson, Tumi	RM	80% (4/5)	2/2	0/1	2/2					1							
22	Babic, Dejan	KM	100% (3/3)					2/2			1					1		
23	Hakli, Noyan	KM	-% (0/0)															
24	Manaskov, Martin	RL	-% (0/0)								1					1		
25	Haunold, Marc-Andre	RL	50% (3/6)			2/5			1/1		1			2				
26	Piringer, Jannik	LA	-% (0/0)															
33	Sager, Nico	LA	100% (1/1)				1/1											
35	Haemmerle, Matthias	RM	-% (0/0)															
38	Sgonc, Lennio	RA	71% (5/7)				2/4		3/3		1							
39	Luerzer, Robin	LA	67% (2/3)				2/3				1					1		
47	Fritsch, Lukas	RL	-% (0/0)															
99	Hild, Matthias	RR	60% (3/5)		2/4	1/1				2/3						1		
0A	Maier, Martin																	
0B	Jonsson, Hannes Jon																	
			67% (28 /42)	4/5	3/7	7/11	5/10	2/2	6/6	3/5	11	0	0	5	0	4	0	0

A breakthrough (BT) is an additional information for goals that have been achieved from the backcourt. The number of these goals will not be included in the sum of the goals of a player.

Goalkeepers		Shot (saves)							
No	Name	Total	7m	6m	9m	Wing	PV	Fast breaks	Breakthrough
12	Gurskis, Lukas	33% (2 /6)	33% (1 /3)	0% (0 /1)	0% (0 /1)	100% (1 /1)	-% (0 /0)	-% (0 /0)	-% (0 /0)
32	Doknic, Golub	19% (6 /31)	0% (0 /3)	20% (2 /10)	27% (3 /11)	25% (1 /4)	0% (0 /1)	0% (0 /2)	0% (0 /3)
		22% (8 /37)	17% (1 /6)	18% (2 /11)	25% (3 /12)	40% (2 /5)	0% (0 /1)	0% (0 /2)	0% (0 /3)

Team shots	Goals	Saved	Missed	Post	Blocked	Total	Efficiency
7m shots	4	1	0	0	0	4/5	80%
6m shots	3	2	0	1	1	3/7	43%
9m shots	7	2	1	1	0	7/11	64%
Wing shots	5	2	0	0	0	5/10	50%
Pivot	2	0	0	0	0	2/2	100%
Fast breaks	6	0	0	0	0	6/6	100%
Breakthrough	3	2	0	0	0	3/5	60%
		28	7	6	2	28/42	67%

LEGEND

PV	Pivot shots
FB	All fast breaks
BT	Breakthrough
TF	Technical fault
ST	Steals
BS	Blocked shots
AS	Assist
YC	Yellow cards
2min	2 Minute suspension
RC	Red cards
BC	Blue cards

It is possible in individual cases, that differences between the sum of individual player statistics and team statistics occur. The reason is that due to the speed of a handball game at individual events our scouts can not assign the player data correctly.