



Date: 18/04/26
 Time: 18:20
 Match: Round: 22. Matchday, Match ID: 62070766, Season: 25/26
 Venue: Sporthalle Schwaz Ost
 Referees: ,

MATCH-REPORT

HLA Meisterliga

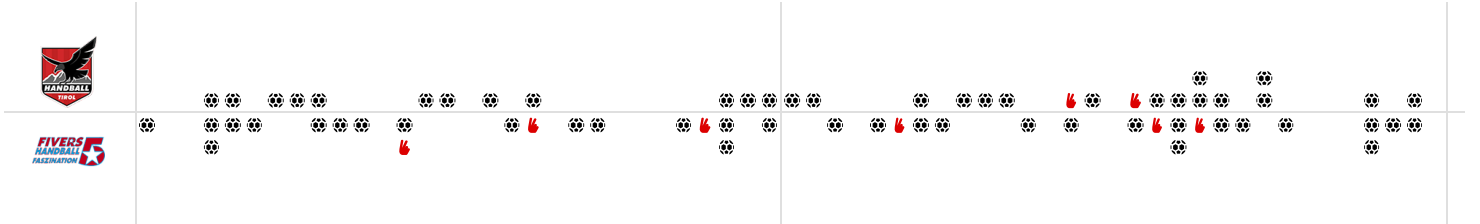
www.hla.at

#GeballteLeidenschaft

ENDED

28 : 32

(12 : 16)



Top scorer: Spendier **6** | 2min: **2** | Top scorer: Rudnicki **12** | 2min: **6**

SCORING EFFICIENCY: 60%

Total shots: 47

Goals: 28

Saved: 10

Missed: 8

Post: 0

Blocked: 1

7M EFFICIENCY

80%

4
5

Goals scored | 7m awarded

Unsuccessful:
01:15 | 17 PERIC (SAVE)

SCORING EFFICIENCY: 65%

Total shots: 49

Goals: 32

Saved: 10

Missed: 5

Post: 1

Blocked: 2

7M EFFICIENCY

67%

4
6

Goals scored | 7m awarded

Unsuccessful:
23:16 | 59 RATTENSPERGER (SAVE)
55:36 | 55 MARTINOVIC (SAVE)

ATTACK SUCCESS **GOALKEEPER EFFICIENCY** **DEFENDING EFFICIENCY**

54%

28 | **52**

Goals scored | Attack*

24%

10 | **42**

Saves | Shots on target

40%

32 | **53**

Goals conceded | Attack conceded*

DEFENDING EFFICIENCY **GOALKEEPER EFFICIENCY** **ATTACK SUCCESS**

46%

28 | **52**

Goals conceded | Attack conceded*

26%

10 | **38**

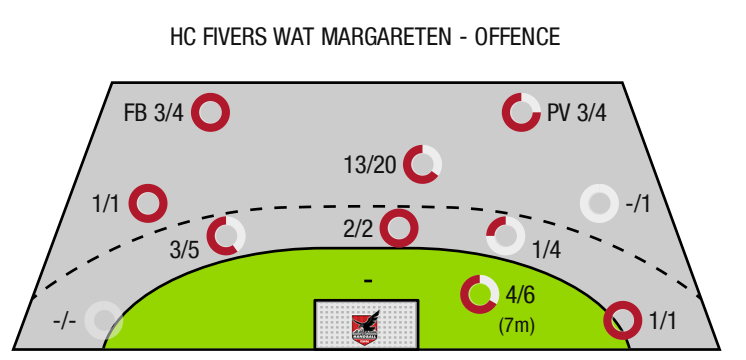
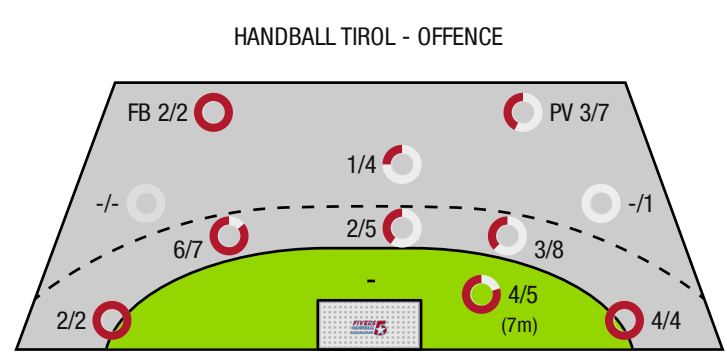
Saves | Shots on target

60%

32 | **53**

Goals scored | Attack*

*Attack number is incremented on every change of ball possession.



FB - All fast breaks PV - Pivot shots



Handball Tirol

ENDED

28 : 32 HC Fivers Wat Margareten



(12 : 16)

Players			Shots (goals)								Others				Penalties			
No	Name	Pos.	Total	7m	6m	9m	Wing	PV	FB	BT*	TF	ST	BS	AS	YC	2min	RC	BC
12	Alber, Tobias	TW	-% (0/0)															
52	Tanic, Boris	TW	-% (0/0)															
3	Kandolf, Thomas	RR	-% (0/0)															
5	Hiemstra, Jelte	RM	-% (0/0)															
6	Petrusic, Emanuel	KM	40% (2/5)					2/5										
8	Spendier, Sebastian	RM	75% (6/8)	4/4	1/3	1/1				1/1	1			5				
17	Peric, Filip	RA	60% (3/5)	0/1	0/1		3/3											
19	Medic, Petar	RR	50% (2/4)		2/2	0/2				2/2	2			1				
22	Lechleitner, Luca	RR	43% (3/7)		1/4	0/1	1/1		1/1	1/3								
26	Miskovez, Michael	RR	75% (3/4)		2/2					1/1	2			1				
32	Grothues, Tobias	RL	75% (3/4)		3/3	0/1				2/2			1	1		1		
35	Wagner, Thomas	RM	0% (0/1)		0/1					0/1	2							
47	Benjamin, Erhard	LA	-% (0/0)															
77	Prader, Lukas	LA	75% (3/4)		0/1		2/2		1/1		1							
97	Kofler, Samuel	KM	50% (1/2)					1/2										
99	Demmerer, Johannes	RR	67% (2/3)		2/3					2/3			1			1		
0A	Riemann, Benjamin																	
0B	Jauernik, Christoph																	
0C	Poostchi, Pooya																	
			60% (28 / 47)	4/5	11/20	1/5	6/6	3/7	2/2	9/13	8	0	2	8	0	2	0	0

A breakthrough (BT) is an additional information for goals that have been achieved from the backcourt. The number of these goals will not be included in the sum of the goals of a player.

Goalkeepers		Shot (saves)							
No	Name	Total	7m	6m	9m	Wing	PV	Fast breaks	Breakthrough
12	Alber, Tobias	26% (5 / 19)	33% (1 / 3)	25% (1 / 4)	25% (2 / 8)	-% (0 / 0)	0% (0 / 1)	33% (1 / 3)	25% (1 / 4)
52	Tanic, Boris	23% (5 / 22)	33% (1 / 3)	25% (1 / 4)	20% (2 / 10)	0% (0 / 1)	33% (1 / 3)	0% (0 / 1)	25% (1 / 4)
		24% (10 / 41)	33% (2 / 6)	25% (2 / 8)	22% (4 / 18)	0% (0 / 1)	25% (1 / 4)	25% (1 / 4)	25% (2 / 8)

Team shots	Goals	Saved	Missed	Post	Blocked	Total	Efficiency
7m shots	4	1	0	0	0	4/5	80%
6m shots	11	4	5	0	0	11/20	55%
9m shots	1	1	2	0	1	1/5	20%
Wing shots	6	0	0	0	0	6/6	100%
Pivot	3	4	0	0	0	3/7	43%
Fast breaks	2	0	0	0	0	2/2	100%
Breakthrough	9	2	0	0	0	9/13	69%
	28	10	8	0	1	28/47	60%

LEGEND

PV	Pivot shots
FB	All fast breaks
BT	Breakthrough
TF	Technical fault
ST	Steals
BS	Blocked shots
AS	Assist
YC	Yellow cards
2min	2 Minute suspension
RC	Red cards
BC	Blue cards

It is possible in individual cases, that differences between the sum of individual player statistics and team statistics occur. The reason is that due to the speed of a handball game at individual events our scouts can not assign the player data correctly.



Handball Tirol

ENDED

28 : 32 HC Fivers Wat Margareten

(12 : 16)



Players			Shots (goals)								Others				Penalties			
No	Name	Pos.	Total	7m	6m	9m	Wing	PV	FB	BT*	TF	ST	BS	AS	YC	2min	RC	BC
51	Oleksii, Novikov	TW	-% (0/0)															
56	Novakovic, Sergej	TW	-% (0/0)															
15	Gangel, Philipp	LA	100% (1/1)	1/1														
25	Weiser, Samuel	RL	100% (1/1)					1/1					1			2		
35	Gangel, Lukas	RR	-% (0/0)													1		
45	Maksic, Velibor	RR	-% (0/0)													1		
50	Tikvic, Emanuel	RL	-% (0/0)															
53	Dvorak, Florentin	RR	0% (0/4)		0/2	0/2				0/2				1				
55	Martinovic, Marin	RM	57% (4/7)	2/3	1/2	1/2				1/2	1							
57	Rudnicki, Mats	RL	67% (12/18)		2/4	10/14				2/4	4			1		1		
58	Brenneis, Leander	KM	67% (2/3)					2/3								1		
59	Rattensperger, Matthias	RA	67% (2/3)	1/2			1/1											
65	Breit, Leon	LA	-% (0/0)															
75	Riede, Maximilian	RA	-% (0/0)															
85	Schuh, Fabio	RM	83% (10/12)		3/3	3/4			3/4	3/3	2			1				
95	Lichtblau, Lorin	LA	-% (0/0)															
0A	Zapletal, Sandra																	
0B	Eckl, Peter																	
0C	Neckam, Monika																	
0D	Glatzl, Fabian																	
			65% (32 /49)	4/6	6/11	14/22	1/1	3/4	3/4	6/11	7	0	1	3	0	6	0	0

A breakthrough (BT) is an additional information for goals that have been achieved from the backcourt. The number of these goals will not be included in the sum of the goals of a player.

Goalkeepers		Shot (saves)							
No	Name	Total	7m	6m	9m	Wing	PV	Fast breaks	Breakthrough
51	Oleksii, Novikov	30% (9 /30)	33% (1 /3)	33% (4 /12)	50% (1 /2)	0% (0 /5)	50% (3 /6)	0% (0 /2)	22% (2 /9)
56	Novakovic, Sergej	14% (1 /7)	0% (0 /2)	0% (0 /3)	-% (0 /0)	0% (0 /1)	100% (1 /1)	-% (0 /0)	0% (0 /2)
		27% (10 /37)	20% (1 /5)	27% (4 /15)	50% (1 /2)	0% (0 /6)	57% (4 /7)	0% (0 /2)	18% (2 /11)

Team shots	Goals	Saved	Missed	Post	Blocked	Total	Efficiency
7m shots	4	2	0	0	0	4/6	67%
6m shots	6	2	2	1	0	6/11	55%
9m shots	14	4	2	0	2	14/22	64%
Wing shots	1	0	0	0	0	1/1	100%
Pivot	3	1	0	0	0	3/4	75%
Fast breaks	3	1	0	0	0	3/4	75%
Breakthrough	6	2	0	1	0	6/11	55%
	32	10	5	1	2	32/49	65%

LEGEND

PV	Pivot shots
FB	All fast breaks
BT	Breakthrough
TF	Technical fault
ST	Steals
BS	Blocked shots
AS	Assist
YC	Yellow cards
2min	2 Minute suspension
RC	Red cards
BC	Blue cards

It is possible in individual cases, that differences between the sum of individual player statistics and team statistics occur. The reason is that due to the speed of a handball game at individual events our scouts can not assign the player data correctly.