



Date: 18/04/26
 Time: 18:30
 Match: Round: 22. Matchday, Match ID: 62070768, Season: 25/26
 Venue: Sporthalle Krems
 Referees: ,

MATCH-REPORT

HLA Meisterliga

www.hla.at

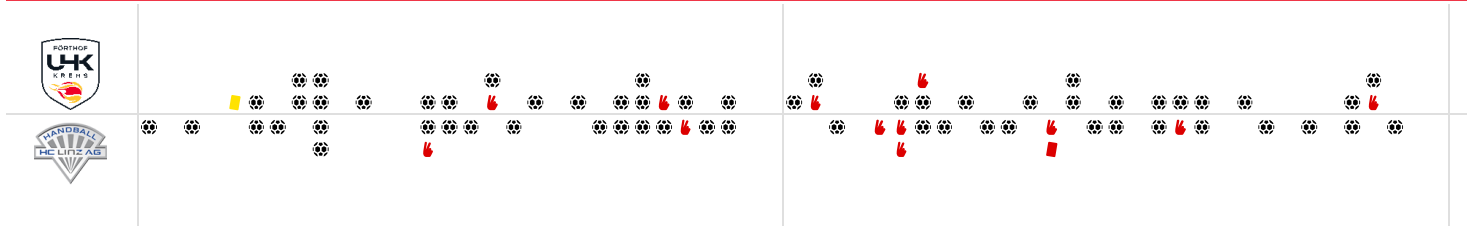
#GeballteLeidenschaft

ENDED

31 : 29

(16 : 16)

HC Linz AG

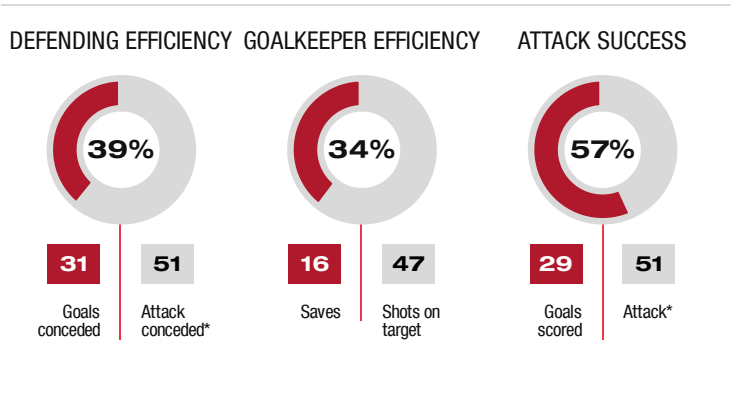
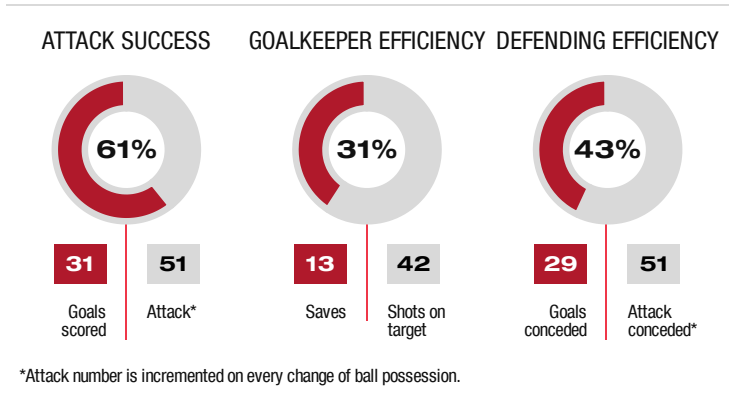
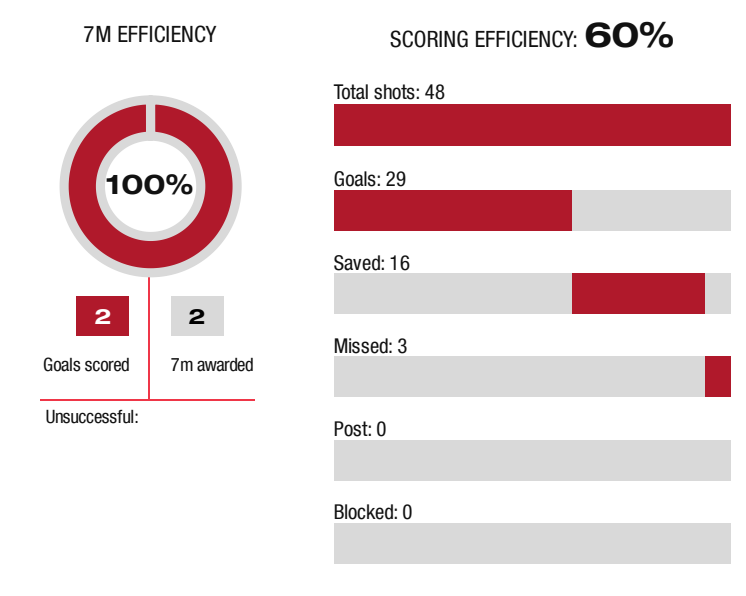
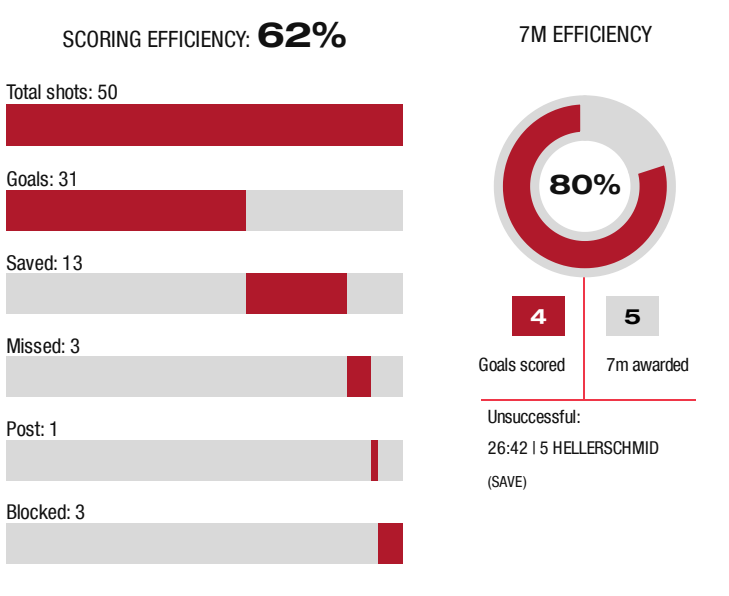


Top scorer: Bergemann, Granlund, Munzinger **5**

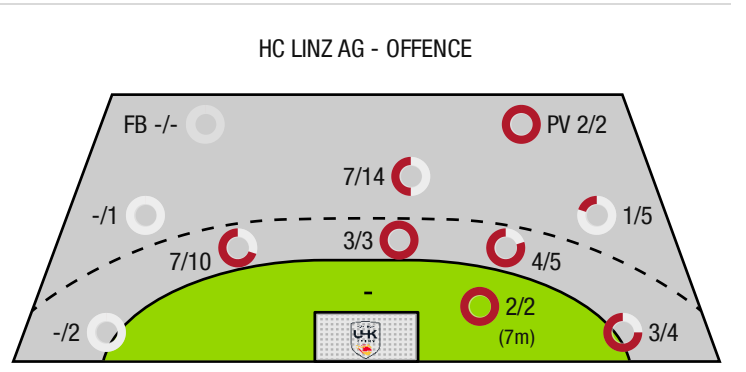
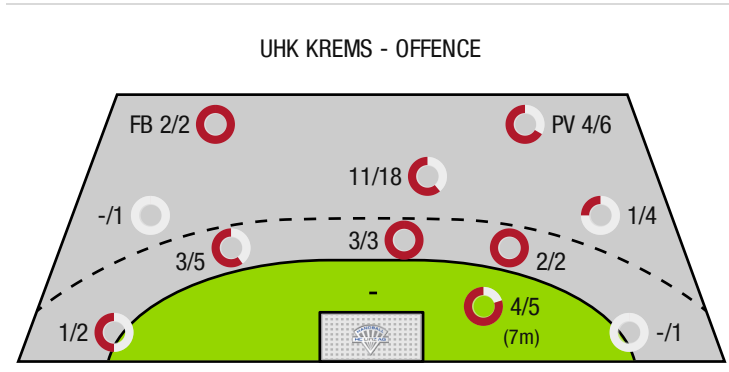
2min: **5**

Top scorer: Klimavets, Fizuleto **6**

2min: **7**



*Attack number is incremented on every change of ball possession.



FB - All fast breaks PV - Pivot shots



UHK Krems

ENDED

31 : 29

(16 : 16)

HC Linz AG



Players			Shots (goals)								Others				Penalties			
No	Name	Pos.	Total	7m	6m	9m	Wing	PV	FB	BT*	TF	ST	BS	AS	YC	2min	RC	BC
22	Domevscek, Lukas	TW	-% (0/0)															
38	Hollerer, Matthias	TW	-% (0/0)															
2	Stradinger, Max	RL	-% (0/0)												1			
5	Hellerschmid, Fabian	LA	40% (2/5)	0/1	1/2		1/2				1							
7	Gaydusek, Marc	RA	100% (1/1)	1/1														
10	Auss, Tobias	LA	57% (4/7)		1/2	3/5								1				
15	Hasecic, Kenan	KM	50% (2/4)					1/3	1/1					1				
17	Granlund, Robin	RL	100% (5/5)		1/1	4/4								2		1		
19	Knez, Domen	RL	50% (2/4)		2/2	0/2				1/1	1				1	1		
20	Alkic, Sinan	KM	100% (3/3)					3/3										
27	Bergemann, Thies	RA	83% (5/6)	3/3	2/2		0/1					1						
28	Munzinger, Luca	RR	56% (5/9)			4/8			1/1		1					2		
32	Hofmann, Paul	RL	0% (0/1)			0/1												
37	Teubert, Marian	RM	40% (2/5)		1/1	1/3				1/1	3			1				
0A	Filzwieser, Wolfgang																	
0B	Thaqi, Ibish																	
0C	Feichtinger, Sebastian																	
0D	Nachtnebel, Claudia																	
			62% (31 / 50)	4/5	8/10	12/23	1/3	4/6	2/2	2/2	6	1	0	5	1	5	0	0

A breakthrough (BT) is an additional information for goals that have been achieved from the backcourt. The number of these goals will not be included in the sum of the goals of a player.

Goalkeepers		Shot (saves)							
No	Name	Total	7m	6m	9m	Wing	PV	Fast breaks	Breakthrough
22	Domevscek, Lukas	36% (14 / 39)	0% (0 / 2)	14% (2 / 14)	56% (9 / 16)	50% (3 / 6)	0% (0 / 1)	-% (0 / 0)	0% (0 / 6)
38	Hollerer, Matthias	33% (2 / 6)	-% (0 / 0)	0% (0 / 2)	67% (2 / 3)	-% (0 / 0)	0% (0 / 1)	-% (0 / 0)	0% (0 / 1)
		36% (16 / 45)	0% (0 / 2)	13% (2 / 16)	58% (11 / 19)	50% (3 / 6)	0% (0 / 2)	-% (0 / 0)	0% (0 / 7)

Team shots	Goals	Saved	Missed	Post	Blocked	Total	Efficiency
7m shots	4	1	0	0	0	4/5	80%
6m shots	8	2	0	0	0	8/10	80%
9m shots	12	6	2	1	2	12/23	52%
Wing shots	1	2	0	0	0	1/3	33%
Pivot	4	2	0	0	0	4/6	67%
Fast breaks	2	0	0	0	0	2/2	100%
Breakthrough	2	0	0	0	0	2/2	100%
	31	13	3	1	3	31/50	62%

LEGEND

PV	Pivot shots
FB	All fast breaks
BT	Breakthrough
TF	Technical fault
ST	Steals
BS	Blocked shots
AS	Assist
YC	Yellow cards
2min	2 Minute suspension
RC	Red cards
BC	Blue cards

It is possible in individual cases, that differences between the sum of individual player statistics and team statistics occur. The reason is that due to the speed of a handball game at individual events our scouts can not assign the player data correctly.



UHK Krems

ENDED

31 : 29

(16 : 16)

HC Linz AG



Players			Shots (goals)								Others				Penalties			
No	Name	Pos.	Total	7m	6m	9m	Wing	PV	FB	BT*	TF	ST	BS	AS	YC	2min	RC	BC
16	Zwicklhuber, David	TW	-% (0/0)															
23	Kishou,Aliaksei	TW	-% (0/0)										1					
3	Mostl, C	RL	50% (4/8)		2/3	2/5				2/2	4		1	3				
6	Bryan, Nana Agyapong	RA	-% (0/0)															
7	Mitterrutzer, Boris	LA	-% (0/0)													1		
13	Petrovic, Pavle	RR	50% (2/4)		2/2	0/2				2/2	1			2		2		
14	Palan, Fabian	RR	-% (0/0)															
19	Moser, Nils	RA	71% (5/7)		2/3		3/4											
21	Gregoric, Leon	KM	100% (2/2)			1/1		1/1			1	1						
25	Klewein, Simon	RL	-% (0/0)															
26	Fizuleto, Lucijan	RM	67% (6/9)	2/2	3/3	1/4				3/3				2		3	1	
33	Bohm, Elmar	LA	50% (3/6)		3/4		0/2									1		
67	Bryslawski, F	RL	-% (0/0)										1					
92	Stojanovic, Jadranko	KM	100% (1/1)					1/1										
93	Klimavets, Andrei	RL	55% (6/11)		2/3	4/8								1				
0A	Schneider, Uwe																	
0B	Vunjak, Milan																	
0C	Kainz, Franz																	
			60% (29/48)	2/2	14/18	8/20	3/6	2/2	0/0	7/7	6	1	3	8	0	7	1	0

A breakthrough (BT) is an additional information for goals that have been achieved from the backcourt. The number of these goals will not be included in the sum of the goals of a player.

Goalkeepers		Shot (saves)							
No	Name	Total	7m	6m	9m	Wing	PV	Fast breaks	Breakthrough
16	Zwicklhuber, David	0% (0/1)	0% (0/1)	-% (0/0)	-% (0/0)	-% (0/0)	-% (0/0)	-% (0/0)	-% (0/0)
23	Kishou,Aliaksei	31% (13/42)	25% (1/4)	20% (2/10)	33% (6/18)	67% (2/3)	33% (2/6)	0% (0/1)	0% (0/2)
		30% (13/43)	20% (1/5)	20% (2/10)	33% (6/18)	67% (2/3)	33% (2/6)	0% (0/1)	0% (0/2)

Team shots	Goals	Saved	Missed	Post	Blocked	Total	Efficiency
7m shots	2	0	0	0	0	2/2	100%
6m shots	14	2	2	0	0	14/18	78%
9m shots	8	11	1	0	0	8/20	40%
Wing shots	3	3	0	0	0	3/6	50%
Pivot	2	0	0	0	0	2/2	100%
Fast breaks	0	0	0	0	0	0/0	NaN%
Breakthrough	7	0	0	0	0	7/7	100%
		29	16	3	0	29/48	60%

LEGEND

PV	Pivot shots
FB	All fast breaks
BT	Breakthrough
TF	Technical fault
ST	Steals
BS	Blocked shots
AS	Assist
YC	Yellow cards
2min	2 Minute suspension
RC	Red cards
BC	Blue cards

It is possible in individual cases, that differences between the sum of individual player statistics and team statistics occur. The reason is that due to the speed of a handball game at individual events our scouts can not assign the player data correctly.