



Date: 21/02/26
 Time: 16:00
 Match: Round: 14. Matchday, Match ID: 62245790, Season: 25/26
 Venue: Sport Hauptschule Kleinmunchen
 Referees: ,

MATCH-REPORT

HLA Challenge

#GeballteLeidenschaft

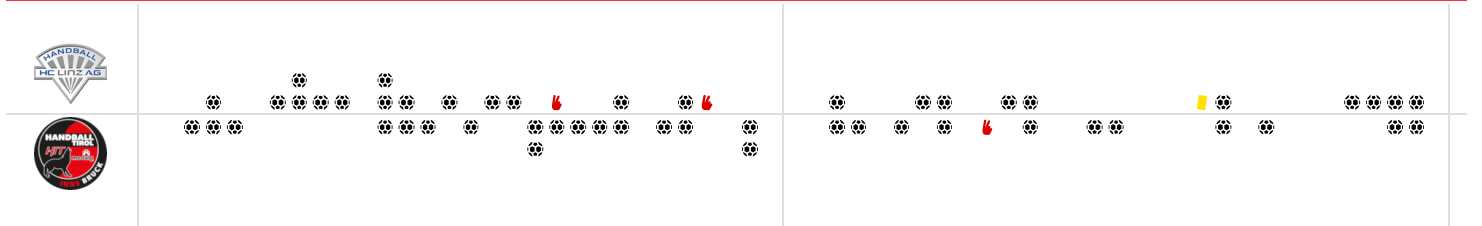
ENDED

SG HC Linz AG | Neue Heimat FT

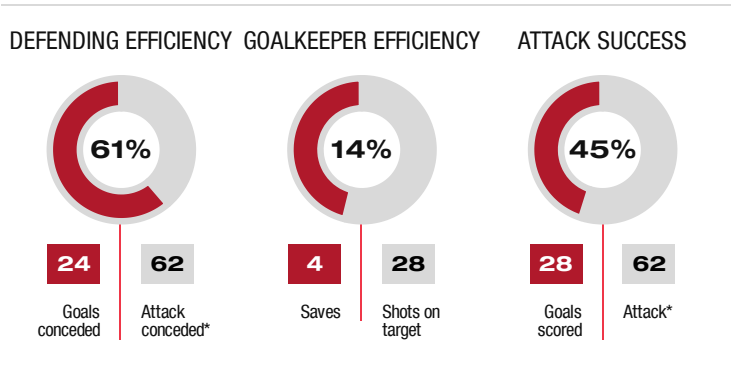
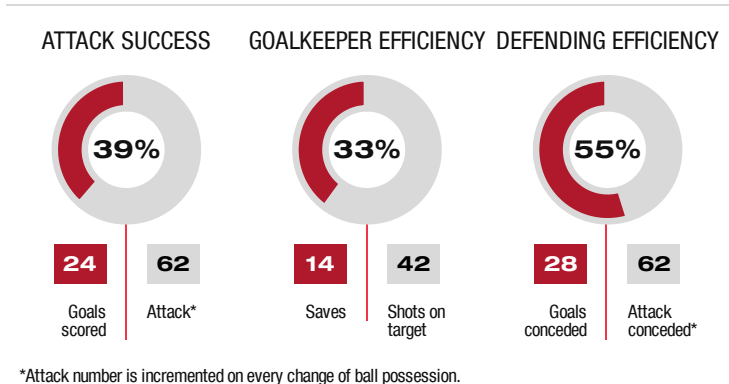
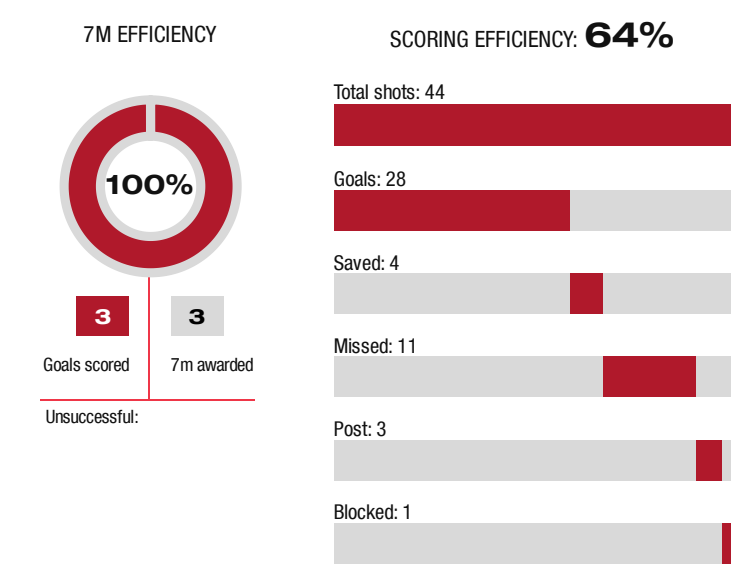
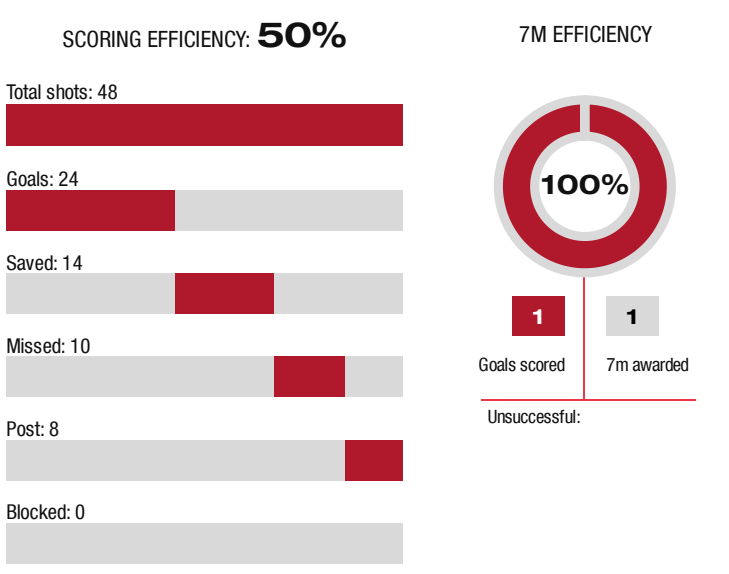
24 : 28

(14 : 17)

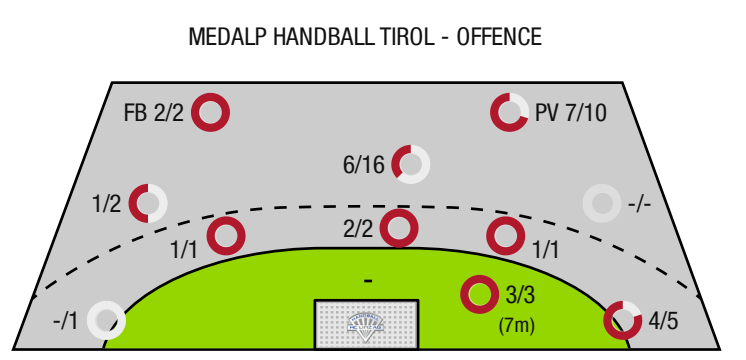
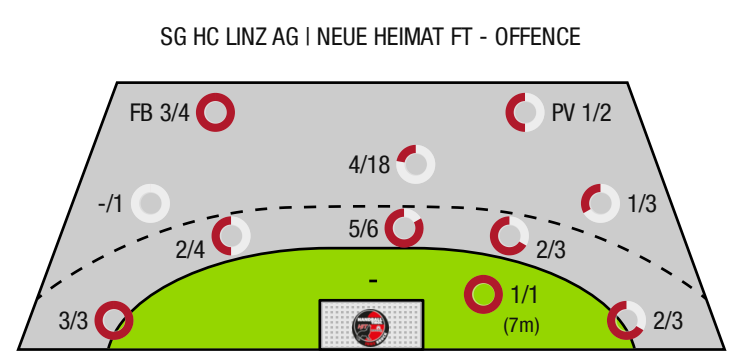
Medalp Handball Tirol



Top scorer: Nana Agyapong **7** 2min: **2** Top scorer: Busada **8** 2min: **1**



*Attack number is incremented on every change of ball possession.



FB - All fast breaks PV - Pivot shots



SG HC Linz AG | Neue Heimat FT

ENDED

24 : 28

(14 : 17)

Medalp Handball Tirol



Players			Shots (goals)								Others				Penalties			
No	Name	Pos.	Total	7m	6m	9m	Wing	PV	FB	BT*	TF	ST	BS	AS	YC	2min	RC	BC
33	Weinmann, Stefan	TW	-% (0/0)								1			2				
95	Paul, Reisinger	TW	-% (0/0)								2							
	Bryan, Nana Agyapong	RA	100% (3/3)		1/1		1/1		1/1									
4	Hellrung, Timo Paul	RR	0% (0/1)			0/1							1					
7	Mitterrutzer, Boris	LA	75% (3/4)				3/3		0/1									
13	Dangl, Felix	RA	100% (1/1)				1/1											
14	Kneidinger, David	RR	100% (1/1)		1/1					1/1				1				
22	Milos, Letic	KM	-% (0/0)															
23	Hinterreiter, Moritz	RM	100% (1/1)			1/1					2							
24	Nana Agyapong, Marques	LA	58% (7/12)		4/4	2/6	0/1		1/1	3/4	3	1		1				
25	Klewein, Simon	RL	22% (2/9)	1/1	0/1	1/7					2			2				
26	Raphael, Windhager	RM	67% (2/3)					1/2	1/1		1					2		
32	Palan, Fabian	RR	29% (2/7)		1/2	1/5					1	1		1				
73	Dudlak, Michael-Justin	RM	33% (2/6)		2/4	0/2				1/3	4			1				
0A	Wunder, Peter														1			
0B	Gierlinger, Manuel																	
0C	Klewein, Simon																	
0D	Raphael, Windhager																	
			50% (24 / 48)	1/1	9/13	5/22	5/6	1/2	3/4	5/8	16	2	1	8	1	2	0	0

A breakthrough (BT) is an additional information for goals that have been achieved from the backcourt. The number of these goals will not be included in the sum of the goals of a player.

Goalkeepers			Shot (saves)								
No	Name	Total	7m	6m	9m	Wing	PV	Fast breaks	Breakthrough		
33	Weinmann, Stefan	7% (1 / 15)	0% (0 / 3)	0% (0 / 1)	25% (1 / 4)	0% (0 / 2)	0% (0 / 5)	-% (0 / 0)	0% (0 / 1)		
95	Paul, Reisinger	20% (3 / 15)	-% (0 / 0)	0% (0 / 3)	25% (1 / 4)	33% (1 / 3)	33% (1 / 3)	0% (0 / 2)	0% (0 / 3)		
		13% (4 / 30)	0% (0 / 3)	0% (0 / 4)	25% (2 / 8)	20% (1 / 5)	13% (1 / 8)	0% (0 / 2)	0% (0 / 4)		

Team shots	Goals	Saved	Missed	Post	Blocked	Total	Efficiency
7m shots	1	0	0	0	0	1/1	100%
6m shots	9	4	0	0	0	9/13	69%
9m shots	5	8	2	7	0	5/22	23%
Wing shots	5	1	0	0	0	5/6	83%
Pivot	1	1	0	0	0	1/2	50%
Fast breaks	3	0	0	1	0	3/4	75%
Breakthrough	5	3	0	0	0	5/8	63%
	24	14	10	8	0	24/48	50%

LEGEND

PV	Pivot shots
FB	All fast breaks
BT	Breakthrough
TF	Technical fault
ST	Steals
BS	Blocked shots
AS	Assist
YC	Yellow cards
2min	2 Minute suspension
RC	Red cards
BC	Blue cards

It is possible in individual cases, that differences between the sum of individual player statistics and team statistics occur. The reason is that due to the speed of a handball game at individual events our scouts can not assign the player data correctly.



SG HC Linz AG | Neue Heimat FT

ENDED

24 : 28

(14 : 17)

Medalp Handball Tirol



Players			Shots (goals)								Others				Penalties			
No	Name	Pos.	Total	7m	6m	9m	Wing	PV	FB	BT*	TF	ST	BS	AS	YC	2min	RC	BC
33	Nagl, Sebastian	TW	-% (0/0)															
85	Heiss, Thomas	TW	-% (0/0)									1						
4	Thill, Dan		33% (1/3)		1/1	0/2				1/1	3			1				
7	Busada, Ivo		67% (8/12)	3/3	1/1	4/8				1/1	7			4				
8	Bernhard, Wittmann	RL	100% (1/1)					1/1										
13	Djordjevic, Marko		100% (3/3)						3/3		1							
15	Dobric, Marko	KM	50% (2/4)					2/4			2							
17	Kurz, Florian	RL	60% (3/5)			1/1	1/2	0/1	1/1			1						
19	Gabriel, Kraus	RL	67% (2/3)			1/2			1/1		1	1		2				
22	Fink, Paul		50% (1/2)			0/1		1/1										
23	Staudinger, Mathias	LA	80% (4/5)				3/4				2	1		2		1		
26	Malesardi, Fabio	RL	-% (0/0)															
57	Arnold, Simon	RA	50% (3/6)		2/2	1/4				2/2	3			1				
0A	Petrusic, Tomislav																	
0B	Perovic, Dragoljub																	
0C	Ladstatter, Johannes																	
			64% (28/44)	3/3	4/4	7/18	4/6	7/10	2/2	4/4	19	4	0	10	0	1	0	0

A breakthrough (BT) is an additional information for goals that have been achieved from the backcourt. The number of these goals will not be included in the sum of the goals of a player.

Goalkeepers		Shot (saves)							
No	Name	Total	7m	6m	9m	Wing	PV	Fast breaks	Breakthrough
33	Nagl, Sebastian	39% (13/33)	0% (0/1)	40% (4/10)	64% (7/11)	17% (1/6)	50% (1/2)	0% (0/3)	50% (3/6)
85	Heiss, Thomas	20% (1/5)	-% (0/0)	0% (0/3)	50% (1/2)	-% (0/0)	-% (0/0)	-% (0/0)	0% (0/2)
		37% (14/38)	0% (0/1)	31% (4/13)	62% (8/13)	17% (1/6)	50% (1/2)	0% (0/3)	38% (3/8)

Team shots	Goals	Saved	Missed	Post	Blocked	Total	Efficiency
7m shots	3	0	0	0	0	3/3	100%
6m shots	4	0	0	0	0	4/4	100%
9m shots	7	2	6	2	1	7/18	39%
Wing shots	4	1	0	0	0	4/6	67%
Pivot	7	1	0	1	0	7/10	70%
Fast breaks	2	0	0	0	0	2/2	100%
Breakthrough	4	0	0	0	0	4/4	100%
		28	4	11	3	28/44	64%

LEGEND

PV	Pivot shots
FB	All fast breaks
BT	Breakthrough
TF	Technical fault
ST	Steals
BS	Blocked shots
AS	Assist
YC	Yellow cards
2min	2 Minute suspension
RC	Red cards
BC	Blue cards

It is possible in individual cases, that differences between the sum of individual player statistics and team statistics occur. The reason is that due to the speed of a handball game at individual events our scouts can not assign the player data correctly.