



Date: 08/11/25
Time: 16:30
Match: Round: 8. Matchday, Match ID: 62246536, Season: 25/26
Venue: Hans-Lackner-Halle
Referees: ,

MATCH-REPORT

HLA Challenge

#GeballteLeidenschaft



WAT Atzgersdorf

ENDED

29 : 23

(16 : 13)

SG Krems / Langenlois



Top scorer: Bajgoric, Keresztes 5

2min: 7

Top scorer: Stiglitz, Kastenhuber 5

2min: 4

SCORING EFFICIENCY: **63%**

7M EFFICIENCY

Total shots: 46



Goals: 29



Saved: 8



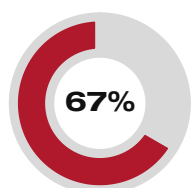
Missed: 5



Post: 2



Blocked: 4



2

3

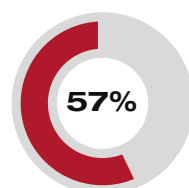
Goals scored

7m awarded

Unsuccessful:

15:50 | 94 BAJGORIC (SAVE)

7M EFFICIENCY



4

7

Goals scored

7m awarded

Unsuccessful:

11:14 | 5 BRUNNER (SAVE)

46:53 | 13 STIGLITZ (POST)

53:07 | 21 KASTENHUBER

(POST)

SCORING EFFICIENCY: **57%**

Total shots: 40



Goals: 23



Saved: 9



Missed: 6



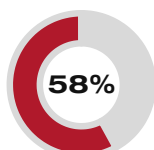
Post: 4



Blocked: 0



ATTACK SUCCESS



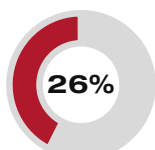
29

50

Goals scored

Attack*

GOALKEEPER EFFICIENCY



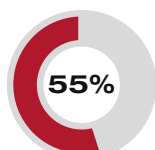
8

31

Saves

Shots on target

DEFENDING EFFICIENCY



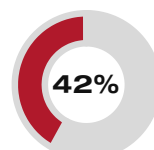
23

51

Goals conceded

Attack conceded*

DEFENDING EFFICIENCY



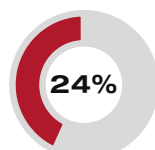
29

50

Goals conceded

Attack conceded*

GOALKEEPER EFFICIENCY



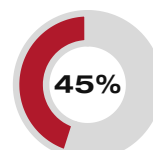
9

38

Saves

Shots on target

ATTACK SUCCESS



23

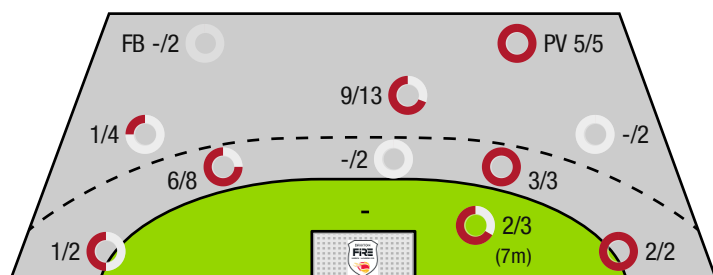
51

Goals scored

Attack*

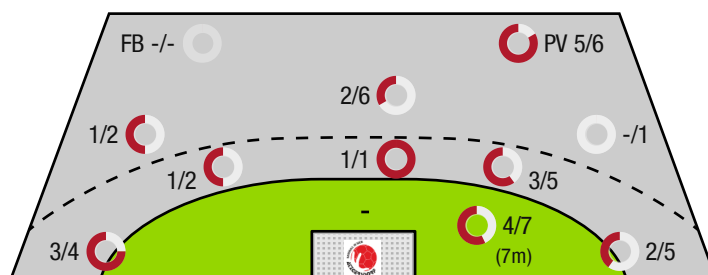
*Attack number is incremented on every change of ball possession.

WAT ATZGERSDORF - OFFENCE



FB - All fast breaks PV - Pivot shots

SG KREMS / LANGENLOIS - OFFENCE





Wat Atzgersdorf

ENDED

29 : 23

(16 : 13)

SG Krems / Langenlois



Players			Shots (goals)								Others				Penalties			
No	Name	Pos.	Total	7m	6m	9m	Wing	PV	FB	BT*	TF	ST	BS	AS	YC	2min	RC	BC
32	Muller, Sven	TW	-% (0/0)															
54	Hoblaj, Leon	TW	-% (0/0)															
97	Lenk, Konstantin	TW	-% (0/0)															
2	Schmidt, Sebastian	KM	-% (0/0)															
5	Pieber, Bastian	RM	100% (4/4)	1/1	1/1		1/1	1/1		1/1	2							
11	Vuckovic, Igor	RL	50% (4/8)		0/1	4/7					1							
15	Mischi, Valentin	RL	50% (3/6)			3/5			0/1		1			1				
17	Schopp, Benedikt	RM	100% (1/1)		1/1					1/1	1	2				1		
18	Keresztes, Peter	RM	63% (5/8)		3/4	2/4				1/1				6	1	2		
19	Rabenseifer, Philipp	KM	100% (4/4)					4/4						1		2		
21	Berger, Benedikt	RL	100% (2/2)		1/1	1/1				1/1	1							
40	Breitegger, Felix	RL	100% (1/1)				1/1					1				1		
42	Jankovic, Vuc	KM	-% (0/0)								2							
50	Maraspin, Luca	RA	-% (0/0)									1						
77	Galiasevic, Emir	LA	0% (0/2)				0/1		0/1		2					1		
94	Bajgoric, Alen	RR	50% (5/10)	1/2	3/5	0/2	1/1			2/3				2				
0A	Smajlagic, Nedžad																	
0B	Czech, Andreas																	
0C	Florian, Riss																	
0D	Carniel, Leon																	
			63% (29 / 46)	2/3	9/13	10/19	3/4	5/5	0/2	6/7	10	4	0	10	1	7	0	0

A breakthrough (BT) is an additional information for goals that have been achieved from the backcourt. The number of these goals will not be included in the sum of the goals of a player.

Goalkeepers		Shot (saves)							
No	Name	Total	7m	6m	9m	Wing	PV	Fast breaks	Breakthrough
32	Muller, Sven	9% (1 / 11)	50% (1 / 2)	0% (0 / 3)	-% (0 / 0)	0% (0 / 3)	0% (0 / 3)	-% (0 / 0)	0% (0 / 2)
54	Hoblaj, Leon	40% (8 / 20)	0% (0 / 2)	50% (2 / 4)	50% (3 / 6)	50% (2 / 4)	33% (1 / 3)	-% (0 / 0)	67% (2 / 3)
97	Lenk, Konstantin	0% (0 / 1)	0% (0 / 1)	-% (0 / 0)	-% (0 / 0)	-% (0 / 0)	-% (0 / 0)	-% (0 / 0)	-% (0 / 0)
		28% (9 / 32)	20% (1 / 5)	29% (2 / 7)	50% (3 / 6)	29% (2 / 7)	17% (1 / 6)	-% (0 / 0)	40% (2 / 5)

Team shots	Goals	Saved	Missed	Post	Blocked	Total	Efficiency
7m shots	2	1	0	0	0	2/3	67%
6m shots	9	2	0	1	1	9/13	69%
9m shots	10	3	3	0	3	10/19	53%
Wing shots	3	0	0	1	0	3/4	75%
Pivot	5	0	0	0	0	5/5	100%
Fast breaks	0	2	0	0	0	0/2	0%
Breakthrough	6	1	0	0	0	6/7	86%
	29	8	5	2	4	29/46	63%

LEGEND

PV	Pivot shots
FB	All fast breaks
BT	Breakthrough
TF	Technical fault
ST	Steals
BS	Blocked shots
AS	Assist
YC	Yellow cards
2min	2 Minute suspension
RC	Red cards
BC	Blue cards

It is possible in individual cases, that differences between the sum of individual player statistics and team statistics occur. The reason is that due to the speed of a handball game at individual events our scouts can not assign the player data correctly.

ENDED

29 : 23

SG Krems / Langenlois



A breakthrough (BT) is an additional information for goals that have been achieved from the backcourt. The number of these goals will not be included in the sum of the goals of a player.

Team shots	Goals	Saved	Missed	Post	Blocked	Total	Efficiency
7m shots	4	1	0	2	0	4/7	57%
6m shots	5	2	0	1	0	5/8	63%
9m shots	3	3	2	1	0	3/9	33%
Wing shots	5	2	0	0	0	5/9	56%
Pivot	5	1	0	0	0	5/6	83%
Fast breaks	0	0	0	0	0	0/0	NaN%
Breakthrough	3	2	0	1	0	3/6	50%
	23	9	6	4	0	23/40	57%

PV	Pivot shots
FB	All fast breaks
BT	Breakthrough
TF	Technical fault
ST	Steals
BS	Blocked shots
AS	Assist
YC	Yellow cards
2min	2 Minute suspension
RC	Red cards
BC	Blue cards

It is possible in individual cases, that differences between the sum of individual player statistics and team statistics occur. The reason is that due to the speed of a handball game at individual events our scouts can not assign the player data correctly.