



Date: 15/11/25
Time: 16:30
Match: Round: 9. Matchday, Match ID: 62246546, Season: 25/26
Venue: Sporthalle Margareten
Referees: ,

MATCH-REPORT

HLA Challenge

#GeballteLeidenschaft



HC Fivers Wat Margareten II **32 : 29**
(18 : 13)

Wat Funfhaus HB



Top scorer: Djeno **9**

2min: **7**

Top scorer: Baxter **8**

2min: **6**

SCORING EFFICIENCY: **80%**

7M EFFICIENCY

Total shots: 40



Goals: 32



Saved: 6



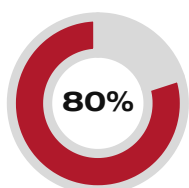
Missed: 2



Post: 1



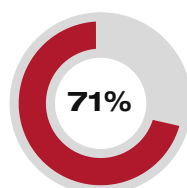
Blocked: 0



Goals scored **4** 7m awarded **5**

Unsuccessful:
01:19 | 50 DJENO (SAVE)

7M EFFICIENCY



Goals scored **5** 7m awarded **7**

Unsuccessful:
08:59 | 55 FERNANDEZ (2)
(OFF)
32:31 | 55 FERNANDEZ (2)
(SAVE)

SCORING EFFICIENCY: **54%**

Total shots: 54



Goals: 29



Saved: 15



Missed: 7



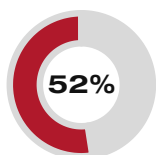
Post: 2



Blocked: 2

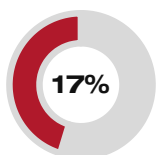


ATTACK SUCCESS



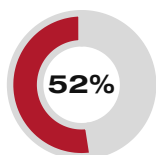
Goals scored **32** Attack* **61**

GOALKEEPER EFFICIENCY



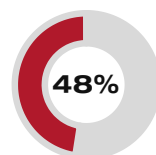
Saves **6** Shots on target **35**

DEFENDING EFFICIENCY



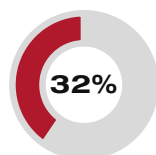
Goals conceded **29** Attack conceded* **61**

DEFENDING EFFICIENCY



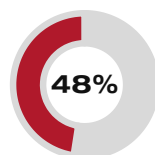
Goals conceded **32** Attack conceded* **61**

GOALKEEPER EFFICIENCY



Saves **15** Shots on target **47**

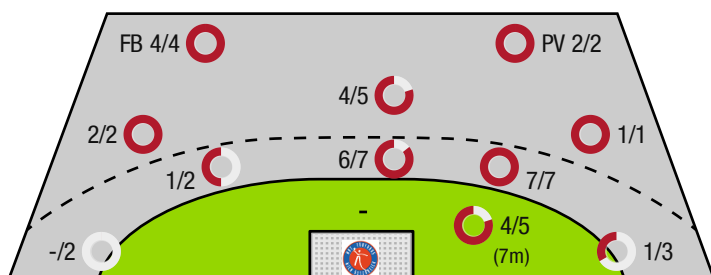
ATTACK SUCCESS



Goals scored **29** Attack* **61**

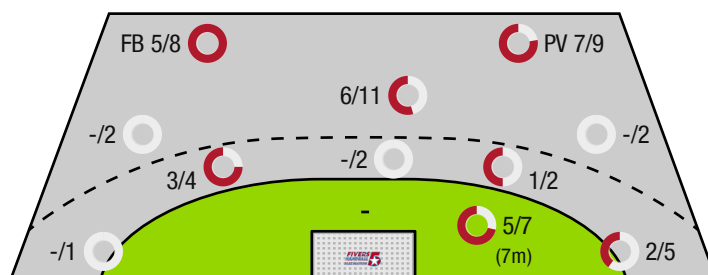
*Attack number is incremented on every change of ball possession.

HC FIVERS WAT MARGARETEN II - OFFENCE



FB - All fast breaks PV - Pivot shots

WAT FUNFHAUS HB - OFFENCE





HC Fivers Wat Margareten
II

ENDED
32 : 29
(18 : 13)

Wat Funfhaus HB



Players			Shots (goals)								Others				Penalties			
No	Name	Pos.	Total	7m	6m	9m	Wing	PV	FB	BT*	TF	ST	BS	AS	YC	2min	RC	BC
51	Novakovic, Lazar	TW	-% (0/0)															
56	Novakovic, Sergej	TW	-% (0/0)															
5	Rattensperger, Matthias	RA	67% (2/3)				1/2		1/1							1		
15	Jadzic, Nemanja	KM	-% (0/0)													1		
25	Radman, Josip		89% (8/9)		7/8	1/1				6/6	5			1		1		
45	Hahnl, Christian	KM	100% (1/1)		1/1					1/1		1		1				
50	Djeno, Ilija	RM	82% (9/11)	4/5	1/1	3/4			1/1	1/1	3		1					
53	Bavlnka, Leon	RM	100% (1/1)		1/1					1/1	2			1	1			
54	Kovacevic, Anes	LA	100% (3/3)		3/3					3/3	2	1				1		
55	Mungin, Miles		50% (1/2)				0/1		1/1									
58	Ernst, Jan	KM	-% (0/0)								1					1		
59	Nemeth, Xaver		100% (2/2)					1/1	1/1		1			1				
65	Pantic, Leonardo		100% (1/1)			1/1					4							
75	Pieber, Tobias	LA	25% (1/4)		0/1	1/1	0/2											
85	Tikvic, Emanuel	RL	-% (0/0)								1		1					
95	Ogris, Daniele	RM	100% (3/3)		1/1	1/1		1/1			3			3		2		
0A	Muller, Lukas																	
0B	Zapletal, Sandra																	
0D	Kolar, Markus																	
0D	Mara, Peter																	
			80% (32 / 40)	4/5	14/16	7/8	1/5	2/2	4/4	12/12	22	2	2	7	1	7	0	0

A breakthrough (BT) is an additional information for goals that have been achieved from the backcourt. The number of these goals will not be included in the sum of the goals of a player.

Goalkeepers		Shot (saves)							
No	Name	Total	7m	6m	9m	Wing	PV	Fast breaks	Breakthrough
51	Novakovic, Lazar	29% (8 / 28)	0% (0 / 3)	33% (2 / 6)	60% (3 / 5)	67% (2 / 3)	0% (0 / 7)	25% (1 / 4)	0% (0 / 4)
56	Novakovic, Sergej	44% (7 / 16)	33% (1 / 3)	100% (1 / 1)	43% (3 / 7)	50% (1 / 2)	-% (0 / 0)	33% (1 / 3)	-% (0 / 0)
		34% (15 / 44)	17% (1 / 6)	43% (3 / 7)	50% (6 / 12)	60% (3 / 5)	0% (0 / 7)	29% (2 / 7)	0% (0 / 4)

Team shots	Goals	Saved	Missed	Post	Blocked	Total	Efficiency
7m shots	4	1	0	0	0	4/5	80%
6m shots	14	2	0	0	0	14/16	88%
9m shots	7	1	0	0	0	7/8	88%
Wing shots	1	2	0	1	0	1/5	20%
Pivot	2	0	0	0	0	2/2	100%
Fast breaks	4	0	0	0	0	4/4	100%
Breakthrough	12	0	0	0	0	12/12	100%
							32/40 80%

LEGEND

PV	Pivot shots
FB	All fast breaks
BT	Breakthrough
TF	Technical fault
ST	Steals
BS	Blocked shots
AS	Assist
YC	Yellow cards
2min	2 Minute suspension
RC	Red cards
BC	Blue cards

It is possible in individual cases, that differences between the sum of individual player statistics and team statistics occur. The reason is that due to the speed of a handball game at individual events our scouts can not assign the player data correctly.

ENDED



HC Fivers Wat Margareten II **32 : 29**
(18 : 13)

Wat Funfhaus HB



Players			Shots (goals)								Others				Penalties			
No	Name	Pos.	Total	7m	6m	9m	Wing	PV	FB	BT*	TF	ST	BS	AS	YC	2min	RC	BC
98	Pavic, Jakov	TW	-% (0/0)								1			1				
99	Dominik, Frank	TW	-% (0/0)															
11	Kowarik, FabianThomas		-% (0/0)															
13	Woss, F		-% (0/0)															
14	Scholz, Oliver	LA	-% (0/0)															
22	Vuksa, Goran	KM	67% (6/9)					6/8			2	1				1		
23	Fetz, Leonard	KM	-% (0/0)								1	1				2		
29	Matzinger, Philip	LA	-% (0/0)															
32	Huber, Bernhard	LA	60% (6/10)	1/1	2/2	0/1	0/1	1/1	2/4	2/2	1			2		1		
33	Toljevic, F	KM	-% (0/0)															
34	Paha, Leonard	RR	14% (1/7)		0/1	0/2	1/4				1	1		1				
55	Fernandez, Iago		67% (6/9)	4/6	1/1	0/1	1/1			1/1		1						
59	Baxter, John	RL	57% (8/14)		1/4	4/7			3/3	1/1	3	1		3				
77	Zalewski, Emil	RL	50% (2/4)			2/4						1		2		2		
87	Pfannhauser, Feliz	RL	-% (0/0)															
89	Valentin, Klicha	RM	0% (0/1)						0/1		2	1		1				
0A	Issing, Timo														1			
0B	Monev, Ivan																	
0C	Zganec, Dorian																	
0D	Friedl, Felix																	
			54% (29 /54)	5/7	4/8	6/15	2/6	7/9	5/8	4/4	11	7	0	10	1	6	0	0

A breakthrough (BT) is an additional information for goals that have been achieved from the backcourt. The number of these goals will not be included in the sum of the goals of a player.

Goalkeepers		Shot (saves)							
No	Name	Total	7m	6m	9m	Wing	PV	Fast breaks	Breakthrough
98	Pavic, Jakov	18% (2 /11)	0% (0 /1)	0% (0 /4)	33% (1 /3)	100% (1 /1)	0% (0 /1)	0% (0 /1)	0% (0 /4)
99	Dominik, Frank	15% (4 /27)	25% (1 /4)	17% (2 /12)	0% (0 /5)	50% (1 /2)	0% (0 /1)	0% (0 /3)	0% (0 /8)
		16% (6 /38)	20% (1 /5)	13% (2 /16)	13% (1 /8)	67% (2 /3)	0% (0 /2)	0% (0 /4)	0% (0 /12)

Team shots	Goals	Saved	Missed	Post	Blocked	Total	Efficiency
7m shots	5	1	1	0	0	5/7	71%
6m shots	4	3	0	0	1	4/8	50%
9m shots	6	6	1	1	1	6/15	40%
Wing shots	2	3	0	0	0	2/6	33%
Pivot	7	0	0	1	0	7/9	78%
Fast breaks	5	2	0	0	0	5/8	63%
Breakthrough	4	0	0	0	0	4/4	100%
		29	15	7	2	29/54	54%

LEGEND

PV	Pivot shots
FB	All fast breaks
BT	Breakthrough
TF	Technical fault
ST	Steals
BS	Blocked shots
AS	Assist
YC	Yellow cards
2min	2 Minute suspension
RC	Red cards
BC	Blue cards

It is possible in individual cases, that differences between the sum of individual player statistics and team statistics occur. The reason is that due to the speed of a handball game at individual events our scouts can not assign the player data correctly.