



Date: 16/11/25
Time: 17:00
Match: Round: 9. Matchday, Match ID: 62246550, Season: 25/26
Venue: Sporthalle Langenlois
Referees: ,

MATCH-REPORT

HLA Challenge

#GeballteLeidenschaft



SG Krems / Langenlois

ENDED

37 : 28

(14 : 16)

Uhc Busta Eggenburg



Top scorer:

2min:

Top scorer:

2min:

SCORING EFFICIENCY: **100%**

7M EFFICIENCY

Total shots: 1



Goals: 1



Saved: 0




Missed: 0



Post: 0



Blocked: 0



7M EFFICIENCY

SCORING EFFICIENCY: **NAN%**

Total shots: 0



Goals: 0



Saved: 0



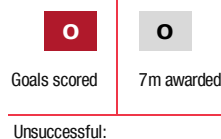
Missed: 0



Post: 0



Blocked: 0



ATTACK SUCCESS



GOALKEEPER EFFICIENCY



DEFENDING EFFICIENCY



*Attack number is incremented on every change of ball possession.


DEFENDING EFFICIENCY



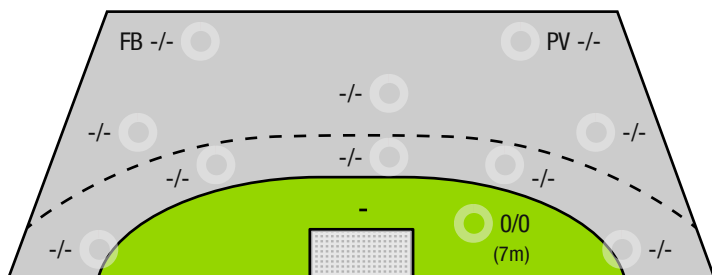
GOALKEEPER EFFICIENCY



ATTACK SUCCESS

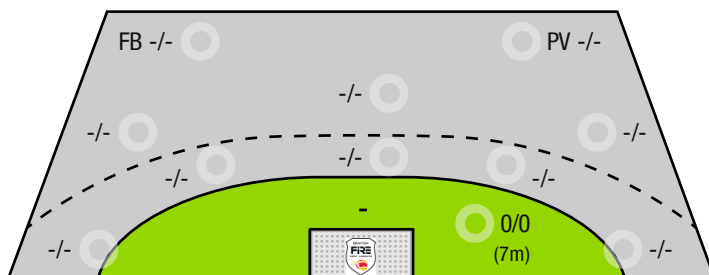


SG KREMS / LANGENLOIS - OFFENCE



FB - All fast breaks PV - Pivot shots

UHC BUSTA EGGENBURG - OFFENCE





SG Krems / Langenlois

ENDED

37 : 28

(14 : 16)

Uhc Busta Eggenburg

Players			Shots (goals)								Others				Penalties			
No	Name	Pos.	Total	7m	6m	9m	Wing	PV	FB	BT*	TF	ST	BS	AS	YC	2min	RC	BC
			100% (1 / 1)	0/0	0/0	0/0	0/0	0/0	0/0	0/0	0	0	0	0	0	0	0	0

A breakthrough (BT) is an additional information for goals that have been achieved from the backcourt. The number of these goals will not be included in the sum of the goals of a player.

Goalkeepers		Shot (saves)							
No	Name	Total	7m	6m	9m	Wing	PV	Fast breaks	Breakthrough
		-% (0 / 0)	-% (0 / 0)	-% (0 / 0)	-% (0 / 0)	-% (0 / 0)	-% (0 / 0)	-% (0 / 0)	-% (0 / 0)

Team shots	Goals	Saved	Missed	Post	Blocked	Total	Efficiency
7m shots	0	0	0	0	0	0/0	-%
6m shots	0	0	0	0	0	0/0	NaN%
9m shots	0	0	0	0	0	0/0	NaN%
Wing shots	0	0	0	0	0	0/0	NaN%
Pivot	0	0	0	0	0	0/0	NaN%
Fast breaks	0	0	0	0	0	0/0	NaN%
Breakthrough	0	0	0	0	0	0/0	NaN%
	1	0	0	0	0	1/1	100%

LEGEND

PV	Pivot shots
FB	All fast breaks
BT	Breakthrough
TF	Technical fault
ST	Steals
BS	Blocked shots
AS	Assist
YC	Yellow cards
2min	2 Minute suspension
RC	Red cards
BC	Blue cards

It is possible in individual cases, that differences between the sum of individual player statistics and team statistics occur. The reason is that due to the speed of a handball game at individual events our scouts can not assign the player data correctly.



SG Krems / Langenlois

ENDED

37 : 28

(14 : 16)

Uhc Busta Eggenburg

Players			Shots (goals)								Others				Penalties			
No	Name	Pos.	Total	7m	6m	9m	Wing	PV	FB	BT*	TF	ST	BS	AS	YC	2min	RC	BC
			-% (0 / 0)	0/0	0/0	0/0	0/0	0/0	0/0	0/0	0	0	0	0	0	0	0	0

A breakthrough (BT) is an additional information for goals that have been achieved from the backcourt. The number of these goals will not be included in the sum of the goals of a player.

Goalkeepers		Shot (saves)							
No	Name	Total	7m	6m	9m	Wing	PV	Fast breaks	Breakthrough
		-% (0 / 0)	-% (0 / 0)	-% (0 / 0)	-% (0 / 0)	-% (0 / 0)	-% (0 / 0)	-% (0 / 0)	-% (0 / 0)

Team shots	Goals	Saved	Missed	Post	Blocked	Total	Efficiency
7m shots	0	0	0	0	0	0/0	-%
6m shots	0	0	0	0	0	0/0	NaN%
9m shots	0	0	0	0	0	0/0	NaN%
Wing shots	0	0	0	0	0	0/0	NaN%
Pivot	0	0	0	0	0	0/0	NaN%
Fast breaks	0	0	0	0	0	0/0	NaN%
Breakthrough	0	0	0	0	0	0/0	NaN%
	0	0	0	0	0	0/0	-%

LEGEND

PV	Pivot shots
FB	All fast breaks
BT	Breakthrough
TF	Technical fault
ST	Steals
BS	Blocked shots
AS	Assist
YC	Yellow cards
2min	2 Minute suspension
RC	Red cards
BC	Blue cards

It is possible in individual cases, that differences between the sum of individual player statistics and team statistics occur. The reason is that due to the speed of a handball game at individual events our scouts can not assign the player data correctly.