



Date: 23/11/25  
Time: 17:30  
Match: Round: 10. Matchday, Match ID: 62246556, Season: 25/26  
Venue: SH Funfhaus - Fritz-Grassinger-Halle  
Referees: ,

## MATCH-REPORT

HLA Challenge

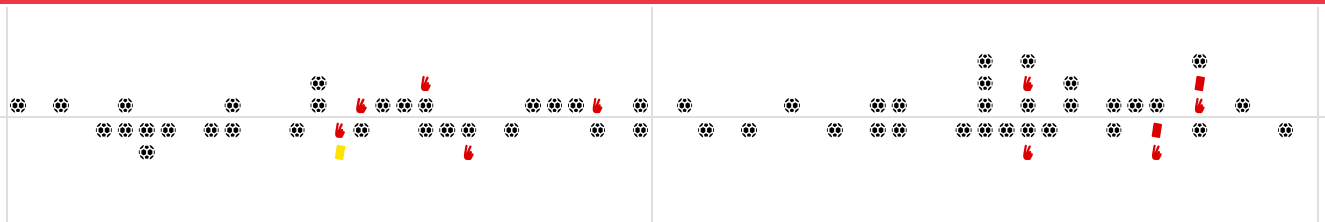
#GeballteLeidenschaft



SG Handball West Wien

ENDED  
**29 : 28**  
( 13 : 15 )

Wat Funfhaus HB



Top scorer: Pajer **9**

2min: **5**

Top scorer: Baxter **10**

2min: **4**

SCORING EFFICIENCY: **59%**

7M EFFICIENCY

Total shots: 49



Goals: 29



Saved: 9



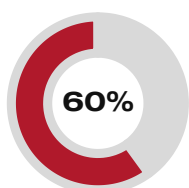
Missed: 9



Post: 2



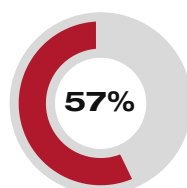
Blocked: 1



**3** **5**  
Goals scored 7m awarded

Unsuccessful:  
22:38 | 70 GAREIS (2) (SAVE)  
51:12 | 70 GAREIS (2) (OFF)

7M EFFICIENCY



**4** **7**  
Goals scored 7m awarded

Unsuccessful:  
01:55 | 55 FERNANDEZ (2)  
(OFF)  
18:34 | 55 FERNANDEZ (2)  
(SAVE)  
19:10 | 59 BAXTER (SAVE)

SCORING EFFICIENCY: **58%**

Total shots: 48



Goals: 28



Saved: 12



Missed: 7



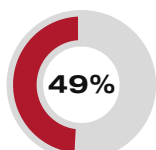
Post: 6



Blocked: 0

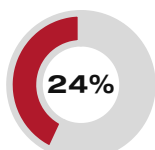


ATTACK SUCCESS



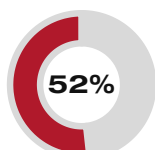
**29** **59**  
Goals scored Attack\*

GOALKEEPER EFFICIENCY



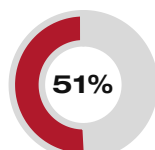
**9** **37**  
Saves Shots on target

DEFENDING EFFICIENCY



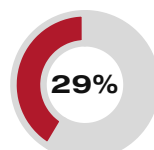
**28** **58**  
Goals conceded Attack conceded\*

DEFENDING EFFICIENCY



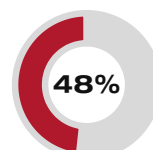
**29** **59**  
Goals conceded Attack conceded\*

GOALKEEPER EFFICIENCY



**12** **41**  
Saves Shots on target

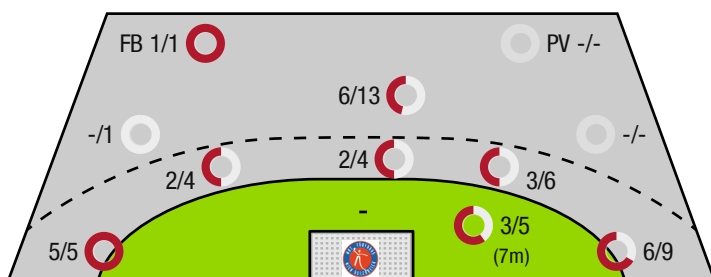
ATTACK SUCCESS



**28** **58**  
Goals scored Attack\*

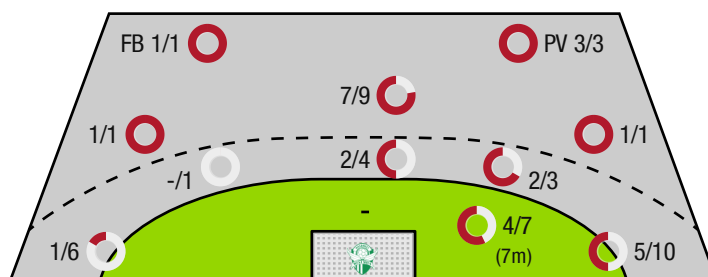
\*Attack number is incremented on every change of ball possession.

SG HANDBALL WEST WIEN - OFFENCE



FB - All fast breaks PV - Pivot shots

WAT FUNFHAUS HB - OFFENCE





SG Handball West Wien

ENDED

29 : 28

( 13 : 15 )

Wat Funfhaus HB



Players			Shots (goals)								Others				Penalties			
No	Name	Pos.	Total	7m	6m	9m	Wing	PV	FB	BT*	TF	ST	BS	AS	YC	2min	RC	BC
16	Wilttschko, Nikolas	TW	-% (0/0)															
31	Weik, F	TW	-% (0/0)															
99	Mabyeka, Nelson	TW	-% (0/0)															
4	Correa Vivar, M	RA	100% (1/1)				1/1									1		
12	Halmer, Benjamin	RM	-% (0/0)								2							
14	Domian, Florian	RR	50% (1/2)		0/1							1						
15	Miteff, Jan	RR	-% (0/0)															
20	Ruprecht, Jakob	LA	-% (0/0)															
26	Brkic, Filip	RL	25% (1/4)		1/2	0/2				1/1	1			1				
29	Schmid, S	KM	50% (1/2)		1/2						1			1		3	1	
37	Fruhstuck, Fabian	RM	0% (0/4)		0/1	0/3					5			2				
39	Androsch, Fabian	RA	60% (6/10)		1/2		5/8									1		
70	Gareis, Luca	LA	78% (7/9)	3/5		1/1	3/3											
73	Bachmann, Tobias	RL	-% (0/0)															
77	Pajer, Philipp	LA	69% (9/13)		3/4	5/8			1/1	3/3				1				
90	Wiegrefe, Bela	LA	75% (3/4)		1/2		2/2			1/1				1				
0A	Semler, Lukas																	
0B	Musalek, Lukas																	
0C	Drager, Andreas																	
0D	Udovic, S																	
			59% (29 /49)	3/5	7/14	6/14	11/14	0/0	1/1	5/5	9	1	0	6	0	5	1	0

A breakthrough (BT) is an additional information for goals that have been achieved from the backcourt. The number of these goals will not be included in the sum of the goals of a player.

Goalkeepers		Shot (saves)							
No	Name	Total	7m	6m	9m	Wing	PV	Fast breaks	Breakthrough
16	Wilttschko, Nikolas	-% (0 /0)	-% (0 /0)	-% (0 /0)	-% (0 /0)	-% (0 /0)	-% (0 /0)	-% (0 /0)	-% (0 /0)
31	Weik, F	25% (5 /20)	50% (2 /4)	50% (3 /6)	0% (0 /3)	0% (0 /4)	0% (0 /1)	0% (0 /1)	0% (0 /2)
99	Mabyeka, Nelson	35% (7 /20)	0% (0 /2)	0% (0 /1)	14% (1 /7)	75% (6 /8)	0% (0 /2)	-% (0 /0)	0% (0 /1)
		30% (12 /40)	33% (2 /6)	43% (3 /7)	10% (1 /10)	50% (6 /12)	0% (0 /3)	0% (0 /1)	0% (0 /3)

Team shots	Goals	Saved	Missed	Post	Blocked	Total	Efficiency
7m shots	3	1	1	0	0	3/5	60%
6m shots	7	4	3	0	0	7/14	50%
9m shots	6	3	4	0	1	6/14	43%
Wing shots	11	1	0	2	0	11/14	79%
Pivot	0	0	0	0	0	0/0	NaN%
Fast breaks	1	0	0	0	0	1/1	100%
Breakthrough	5	0	0	0	0	5/5	100%
	29	9	9	2	1	29/49	59%

## LEGEND

PV	Pivot shots
FB	All fast breaks
BT	Breakthrough
TF	Technical fault
ST	Steals
BS	Blocked shots
AS	Assist
YC	Yellow cards
2min	2 Minute suspension
RC	Red cards
BC	Blue cards

It is possible in individual cases, that differences between the sum of individual player statistics and team statistics occur. The reason is that due to the speed of a handball game at individual events our scouts can not assign the player data correctly.



SG Handball West Wien

ENDED

29 : 28

( 13 : 15 )

Wat Funfhaus HB



Players			Shots (goals)								Others				Penalties			
No	Name	Pos.	Total	7m	6m	9m	Wing	PV	FB	BT*	TF	ST	BS	AS	YC	2min	RC	BC
98	Pavic, Jakov	TW	100% (1/1)															
99	Dominik, Frank	TW	-% (0/0)															
9	Kropf, Elias	RA	50% (6/12)		1/2		4/8	1/1				2						
13	Woss, F		-% (0/0)															
14	Scholz, Oliver	LA	40% (2/5)				1/4		1/1		1							
15	Nickel, Carsten	RR	-% (0/0)															
23	Fetz, Leonard	KM	0% (0/2)		0/2						1					1	1	
29	Matzinger, Philip	LA	-% (0/0)															
32	Huber, Bernhard	LA	0% (0/1)				0/1				2			2				
33	Toljevic, F	KM	100% (2/2)					2/2										
34	Paha, Leonard	RR	50% (1/2)				1/2									1		
55	Fernandez, Iago		60% (3/5)	1/3	2/2					1/1								
59	Baxter, John	RL	67% (10/15)	3/4	1/2	6/8	0/1			2/2	6			4				
77	Zalewski, Emil	RL	100% (3/3)			3/3					1		1	1		1		
89	Valentin, Klich	RM	-% (0/0)															
96	Tomek-Muslu, Seyit		-% (0/0)													1		
0A	Issing, Timo																	
0B	Monev, Ivan														1			
0C	Zganec, D																	
0D	Friedel, Felix																	
			58% (28 /48)	4/7	4/8	9/11	6/16	3/3	1/1	3/3	11	2	1	7	1	4	1	0

A breakthrough (BT) is an additional information for goals that have been achieved from the backcourt. The number of these goals will not be included in the sum of the goals of a player.

Goalkeepers		Shot (saves)							
No	Name	Total	7m	6m	9m	Wing	PV	Fast breaks	Breakthrough
98	Pavic, Jakov	17% (3 /18)	50% (1 /2)	25% (1 /4)	25% (1 /4)	0% (0 /8)	-% (0 /0)	-% (0 /0)	0% (0 /2)
99	Dominik, Frank	30% (6 /20)	0% (0 /2)	43% (3 /7)	40% (2 /5)	25% (1 /4)	-% (0 /0)	0% (0 /1)	0% (0 /3)
		24% (9 /38)	25% (1 /4)	36% (4 /11)	33% (3 /9)	8% (1 /12)	-% (0 /0)	0% (0 /1)	0% (0 /5)

Team shots	Goals	Saved	Missed	Post	Blocked	Total	Efficiency
7m shots	4	2	1	0	0	4/7	57%
6m shots	4	3	0	1	0	4/8	50%
9m shots	9	1	0	1	0	9/11	82%
Wing shots	6	6	0	3	0	6/16	38%
Pivot	3	0	0	0	0	3/3	100%
Fast breaks	1	0	0	0	0	1/1	100%
Breakthrough	3	0	0	0	0	3/3	100%
	28	12	7	6	0	28/48	58%

## LEGEND

PV	Pivot shots
FB	All fast breaks
BT	Breakthrough
TF	Technical fault
ST	Steals
BS	Blocked shots
AS	Assist
YC	Yellow cards
2min	2 Minute suspension
RC	Red cards
BC	Blue cards

It is possible in individual cases, that differences between the sum of individual player statistics and team statistics occur. The reason is that due to the speed of a handball game at individual events our scouts can not assign the player data correctly.