



Date: 29/11/25
Time: 16:45
Match: Round: 11. Matchday, Match ID: 62246568, Season: 25/26
Venue: Sporthalle Margareten
Referees: ,

MATCH-REPORT

HLA Challenge

#GeballteLeidenschaft



HC Fivers Wat Margareten II

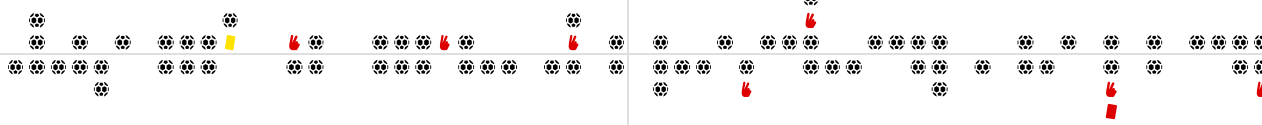
33 : 38

SG Krems / Langenlois



ENDED

(15 : 20)



Top scorer: Djeno 6

2min: 5

Top scorer: Kastenhuber 10

2min: 3

SCORING EFFICIENCY: **57%**

7M EFFICIENCY

Total shots: 58



Goals: 33



Saved: 17



Missed: 5



Post: 2

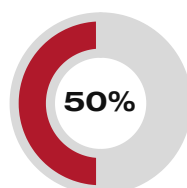


Blocked: 3



Goals scored 1 7m awarded 1
Unsuccessful:

7M EFFICIENCY



Goals scored 1 7m awarded 2
Unsuccessful:
48:02 | 20 KASTENHUBER (BAR)

SCORING EFFICIENCY: **68%**

Total shots: 56



Goals: 38



Saved: 14



Missed: 2



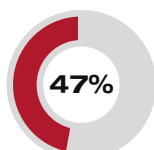
Post: 3



Blocked: 1

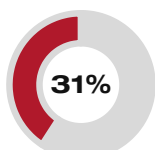


ATTACK SUCCESS



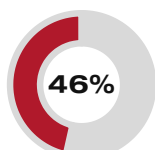
Goals scored 33 Attack* 70

GOALKEEPER EFFICIENCY



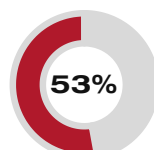
Saves 17 Shots on target 55

DEFENDING EFFICIENCY



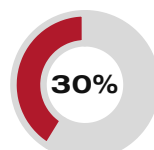
Goals conceded 38 Attack conceded* 71

DEFENDING EFFICIENCY



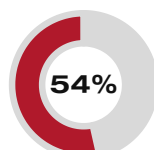
Goals conceded 33 Attack conceded* 70

GOALKEEPER EFFICIENCY



Saves 14 Shots on target 47

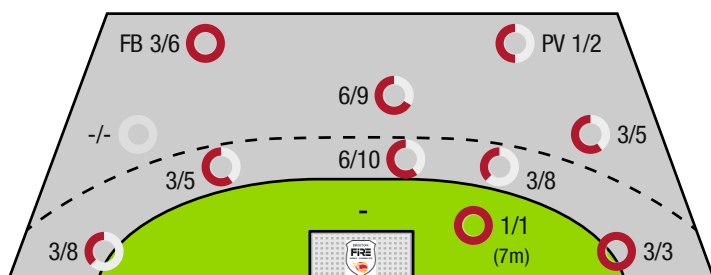
ATTACK SUCCESS



Goals scored 38 Attack* 71

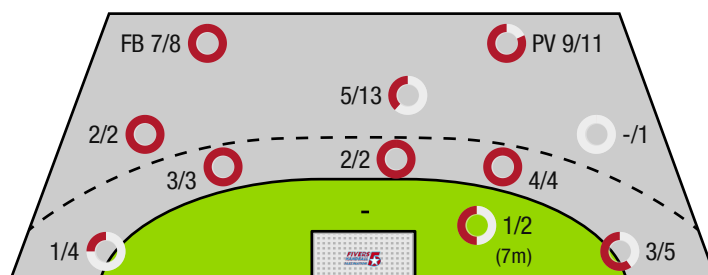
*Attack number is incremented on every change of ball possession.

HC FIVERS WAT MARGARETEN II - OFFENCE



FB - All fast breaks PV - Pivot shots

SG KREMS / LANGENLOIS - OFFENCE





HC Fivers Wat Margareten
II

ENDED
33 : 38
(15 : 20)

SG Krems / Langenlois



Players			Shots (goals)								Others				Penalties			
No	Name	Pos.	Total	7m	6m	9m	Wing	PV	FB	BT*	TF	ST	BS	AS	YC	2min	RC	BC
51	Novakovic, Lazar	TW	100% (1/1)											1				
52	Hanoun, Nader	TW	-% (0/0)															
	Ogris, Daniele	RM	67% (4/6)		3/3	1/3				1/1	1							
5	Mirjanic, Mateja	RA	-% (0/0)															
15	Ernst, Jan	KM	0% (0/1)					0/1										
25	Radman, Josip		100% (3/3)				2/2		1/1		1	1						
35	Hirn, Antonio	KM	-% (0/0)								1							
45	Hahnl, Christian	KM	-% (0/0)															
50	Djeno, Ilija	RM	75% (3/4)	1/1	1/1	1/1			0/1					2				
53	Bavlnka, Leon	RM	60% (3/5)		0/2	2/2			1/1	0/1	4	1						
54	Kovacevic, Anes	LA	33% (2/6)		2/6					2/4	1	1		2		1		
55	Djeno, Marko	RR	38% (6/16)		3/8	3/6			0/2	3/5	3			1		2		
57	Wieder, Julian	RA	100% (1/1)				1/1				1							
58	Ranftler, Felix		67% (4/6)		1/1		3/5											
59	Nemeth, Xaver		40% (2/5)				0/3	1/1	1/1		1					1		
85	Tikvic, Emanuel	RL	100% (4/4)		2/2	2/2				1/1	3	1	1	3	1	1		
0A	Muller, Lukas																	
0B	Zapletal, Sandra																	
0C	Mara, Peter																	
0D	Kolar, Markus																	
			57% (33 / 58)	1/1	12/23	9/14	6/11	1/2	3/6	7/12	16	4	1	9	1	5	0	0

A breakthrough (BT) is an additional information for goals that have been achieved from the backcourt. The number of these goals will not be included in the sum of the goals of a player.

Goalkeepers		Shot (saves)							
No	Name	Total	7m	6m	9m	Wing	PV	Fast breaks	Breakthrough
51	Novakovic, Lazar	29% (14 / 48)	0% (0 / 1)	0% (0 / 8)	46% (6 / 13)	63% (5 / 8)	18% (2 / 11)	14% (1 / 7)	0% (0 / 7)
52	Hanoun, Nader	0% (0 / 2)	-% (0 / 0)	0% (0 / 1)	-% (0 / 0)	0% (0 / 1)	-% (0 / 0)	-% (0 / 0)	-% (0 / 0)
		28% (14 / 50)	0% (0 / 1)	0% (0 / 9)	46% (6 / 13)	56% (5 / 9)	18% (2 / 11)	14% (1 / 7)	0% (0 / 7)

Team shots	Goals	Saved	Missed	Post	Blocked	Total	Efficiency
7m shots	1	0	0	0	0	1/1	100%
6m shots	12	5	2	2	2	12/23	52%
9m shots	9	4	0	0	1	9/14	64%
Wing shots	6	4	0	0	0	6/11	55%
Pivot	1	1	0	0	0	1/2	50%
Fast breaks	3	3	0	0	0	3/6	50%
Breakthrough	7	3	0	1	0	7/12	58%
	33	17	5	2	3	33/58	57%

LEGEND

PV	Pivot shots
FB	All fast breaks
BT	Breakthrough
TF	Technical fault
ST	Steals
BS	Blocked shots
AS	Assist
YC	Yellow cards
2min	2 Minute suspension
RC	Red cards
BC	Blue cards

It is possible in individual cases, that differences between the sum of individual player statistics and team statistics occur. The reason is that due to the speed of a handball game at individual events our scouts can not assign the player data correctly.

ENDED



HC Fivers Wat Margareten II **33 : 38**

SG Krems / Langenlois

(15 : 20)



Players			Shots (goals)								Others				Penalties			
No	Name	Pos.	Total	7m	6m	9m	Wing	PV	FB	BT*	TF	ST	BS	AS	YC	2min	RC	BC
16	Oberlercher, Florian	TW	-% (0/0)															
56	Haag, Florian	TW	100% (1/1)								1							
5	Brunner, Lorenz	LA	50% (3/6)				1/3		2/3			1						
6	Felix, Huber	RL	-% (0/0)															
7	Riedl, Christoph	LA	80% (4/5)		1/1		2/3		1/1									
8	Honas, Philipp	KM	60% (3/5)		2/2	1/3				2/2	2			4				
9	Mayer, Moritz	LA	0% (0/1)				0/1											
10	Hellerschmid, Fabian	LA	80% (4/5)				1/2		3/3		1	2		1				
13	Stiglitz, Nikolaus	RL	50% (2/4)		2/2	0/2				2/2	1		2	3		2		
15	Hofmann, Peter	RM	67% (4/6)		1/1	3/5					7			9				
17	Niklas, Zehetner	RM	80% (4/5)		3/3	1/2				3/3	1		1	3				
20	Kastenhuber, Laurenz Leon	KM	77% (10/13)	1/2				9/11			2	1		1				
21	Funk, Jacob	RL	60% (3/5)			2/4			1/1		1			3		1	1	
0A	Holly, Maximilian																	
0B	Bozso, Andras																	
0C	Kogl, Jacob																	
			68% (38 /56)	1/2	9/9	7/16	4/9	9/11	7/8	7/7	16	4	3	24	0	3	1	0

A breakthrough (BT) is an additional information for goals that have been achieved from the backcourt. The number of these goals will not be included in the sum of the goals of a player.

Goalkeepers		Shot (saves)							
No	Name	Total	7m	6m	9m	Wing	PV	Fast breaks	Breakthrough
16	Oberlercher, Florian	13% (1 /8)	0% (0 /1)	0% (0 /2)	0% (0 /2)	33% (1 /3)	-% (0 /0)	-% (0 /0)	-% (0 /0)
56	Haag, Florian	38% (16 /42)	-% (0 /0)	33% (5 /15)	36% (4 /11)	43% (3 /7)	50% (1 /2)	50% (3 /6)	30% (3 /10)
		34% (17 /50)	0% (0 /1)	29% (5 /17)	31% (4 /13)	40% (4 /10)	50% (1 /2)	50% (3 /6)	30% (3 /10)

Team shots	Goals	Saved	Missed	Post	Blocked	Total	Efficiency
7m shots	1	0	0	1	0	1/2	50%
6m shots	9	0	0	0	0	9/9	100%
9m shots	7	6	0	2	1	7/16	44%
Wing shots	4	5	0	0	0	4/9	44%
Pivot	9	2	0	0	0	9/11	82%
Fast breaks	7	1	0	0	0	7/8	88%
Breakthrough	7	0	0	0	0	7/7	100%
	38	14	2	3	1	38/56	68%

LEGEND

PV	Pivot shots
FB	All fast breaks
BT	Breakthrough
TF	Technical fault
ST	Steals
BS	Blocked shots
AS	Assist
YC	Yellow cards
2min	2 Minute suspension
RC	Red cards
BC	Blue cards

It is possible in individual cases, that differences between the sum of individual player statistics and team statistics occur. The reason is that due to the speed of a handball game at individual events our scouts can not assign the player data correctly.