



Date: 06/12/25
Time: 18:15
Match: Round: 12. Matchday, Match ID: 62246574, Season: 25/26
Venue: Stadthalle B
Referees: ,

MATCH-REPORT

HLA Challenge

#GeballteLeidenschaft



SG Handball West Wien

ENDED

32 : 29

(15 : 14)

Uhc Busta Eggenburg



Top scorer: Pajer 11

2min: 4

Top scorer: Wiesbauer, Provin 6

2min: 7

SCORING EFFICIENCY: **70%**

7M EFFICIENCY

Total shots: 46



Goals: 32



Saved: 9



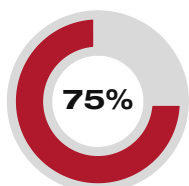
Missed: 5



Post: 2



Blocked: 0



3

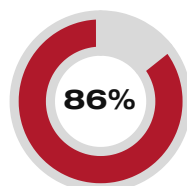
4

Goals scored 7m awarded

Unsuccessful:

18:41 | 70 GAREIS (SAVE)

7M EFFICIENCY



6

7

Goals scored 7m awarded

Unsuccessful:

56:46 | 24 PROVIN (SAVE)

SCORING EFFICIENCY: **62%**

Total shots: 47



Goals: 29



Saved: 17



Missed: 1



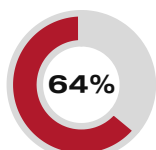
Post: 1



Blocked: 0



ATTACK SUCCESS



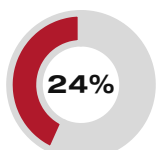
32

50

Goals scored

Attack*

GOALKEEPER EFFICIENCY



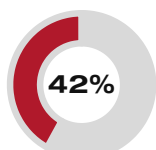
9

38

Saves

Shots on target

DEFENDING EFFICIENCY



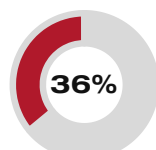
29

50

Goals conceded

Attack conceded*

DEFENDING EFFICIENCY



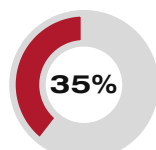
32

50

Goals conceded

Attack conceded*

GOALKEEPER EFFICIENCY



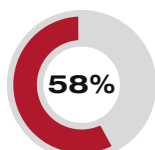
17

49

Saves

Shots on target

ATTACK SUCCESS



29

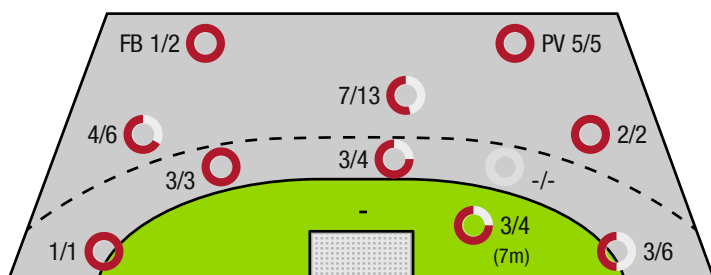
50

Goals scored

Attack*

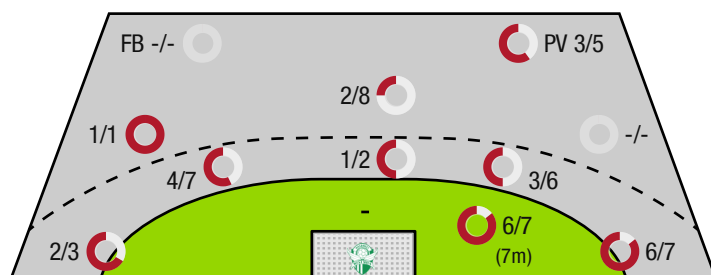
*Attack number is incremented on every change of ball possession.

SG HANDBALL WEST WIEN - OFFENCE



FB - All fast breaks PV - Pivot shots

UHC BUSTA EGGENBURG - OFFENCE





SG Handball West Wien

ENDED

32 : 29

(15 : 14)

Uhc Busta Eggenburg

Players			Shots (goals)								Others				Penalties			
No	Name	Pos.	Total	7m	6m	9m	Wing	PV	FB	BT*	TF	ST	BS	AS	YC	2min	RC	BC
16	Wilttschko, Nikolas	TW	-% (0/0)															
31	Weik, F	TW	-% (0/0)															
99	Mabyeka, Nelson	TW	-% (0/0)															
4	Correa Vivar, M	RA	-% (0/0)															
12	Halmer, Benjamin	RM	67% (2/3)					1/1	1/2		3			2				
15	Miteff, Jan	RR	100% (3/3)					3/3			1	1			1			
20	Ruprecht, Jakob	LA	-% (0/0)															
26	Brkic, Filip	RL	80% (4/5)			4/5				1/1								
27	Spona, Florian	RR	100% (1/1)					1/1							1			
29	Schmid, S	KM	-% (0/0)															
37	Fruhstuck, Fabian	RM	50% (4/8)		3/4	1/4				2/2				8				
39	Androsch, Fabian	RA	50% (3/6)				3/6											
70	Gareis, Luca	LA	80% (4/5)	3/4			1/1											
73	Bachmann, Tobias	RL	-% (0/0)												1			
77	Pajer, Philipp	LA	73% (11/15)		3/3	8/12				1/1	2			3				
90	Wiegrefe, Bela	LA	-% (0/0)												1			
0A	Semler, Lukas																	
0B	Musalek, Lukas																	
0C	Drager, Andreas																	
0D	Uvodic, Sandro																	
			70% (32 / 46)	3/4	6/7	13/21	4/7	5/5	1/2	4/4	6	1	0	13	0	4	0	0

A breakthrough (BT) is an additional information for goals that have been achieved from the backcourt. The number of these goals will not be included in the sum of the goals of a player.

Goalkeepers		Shot (saves)							
No	Name	Total	7m	6m	9m	Wing	PV	Fast breaks	Breakthrough
16	Wilttschko, Nikolas	-% (0 / 0)	-% (0 / 0)	-% (0 / 0)	-% (0 / 0)	-% (0 / 0)	-% (0 / 0)	-% (0 / 0)	-% (0 / 0)
31	Weik, F	36% (16 / 44)	17% (1 / 6)	47% (7 / 15)	63% (5 / 8)	11% (1 / 9)	40% (2 / 5)	-% (0 / 0)	50% (6 / 12)
99	Mabyeka, Nelson	50% (1 / 2)	0% (0 / 1)	-% (0 / 0)	100% (1 / 1)	-% (0 / 0)	-% (0 / 0)	-% (0 / 0)	-% (0 / 0)
		37% (17 / 46)	14% (1 / 7)	47% (7 / 15)	67% (6 / 9)	11% (1 / 9)	40% (2 / 5)	-% (0 / 0)	50% (6 / 12)

Team shots	Goals	Saved	Missed	Post	Blocked	Total	Efficiency
7m shots	3	1	0	0	0	3/4	75%
6m shots	6	0	0	1	0	6/7	86%
9m shots	13	5	3	0	0	13/21	62%
Wing shots	4	2	0	1	0	4/7	57%
Pivot	5	0	0	0	0	5/5	100%
Fast breaks	1	1	0	0	0	1/2	50%
Breakthrough	4	0	0	0	0	4/4	100%
	32	9	5	2	0	32/46	70%

LEGEND

PV	Pivot shots
FB	All fast breaks
BT	Breakthrough
TF	Technical fault
ST	Steals
BS	Blocked shots
AS	Assist
YC	Yellow cards
2min	2 Minute suspension
RC	Red cards
BC	Blue cards

It is possible in individual cases, that differences between the sum of individual player statistics and team statistics occur. The reason is that due to the speed of a handball game at individual events our scouts can not assign the player data correctly.



SG Handball West Wien

ENDED

32 : 29

(15 : 14)

Uhc Busta Eggenburg

Players			Shots (goals)								Others				Penalties			
No	Name	Pos.	Total	7m	6m	9m	Wing	PV	FB	BT*	TF	ST	BS	AS	YC	2min	RC	BC
1	Garnhaft, Klemens	TW	-% (0/0)															
99	Enzenberger, Sebastian	TW	-% (0/0)															
5	Garhofer, Simon	LA	50% (1/2)				1/2											
7	Kopp, Johannes	LA	-% (0/0)															
13	Kukla, Zdenek	RM	67% (2/3)		1/2	1/1				1/2								
17	Wiesbauer, Stephan	RA	86% (6/7)				6/7											
20	Weiser, Julian	RL	-% (0/0)															
24	Provin, Jonathan	LA	86% (6/7)	4/5			1/1	1/1			1	1						
25	Stevanovic, Nikola	RR	29% (2/7)	1/1	0/3	1/3				0/2				5		1		
27	Schopp, David	RR	100% (1/1)		1/1					1/1	2			1		1		
33	Riedler, Arthur	KM	-% (0/0)															
37	Schuh, Georg	KM	67% (2/3)					2/3										
66	Neumayer, Stefan	KM	50% (1/2)		1/1			0/1								1		
92	Hameter, Patric	RA	-% (0/0)															
95	Grossinger, Christoph	RL	80% (4/5)		4/5					3/4				1		3		
98	Hutecek, Sebastian	RM	40% (4/10)	1/1	1/3	1/5				1/3	2			6		1		
0A	Schutzenhofer, Markus																	
0B	Auss, Raimund														1			
			62% (29/47)	6/7	8/15	3/9	8/10	3/5	0/0	6/12	5	1	0	13	1	7	0	0

A breakthrough (BT) is an additional information for goals that have been achieved from the backcourt. The number of these goals will not be included in the sum of the goals of a player.

Goalkeepers			Shot (saves)						
No	Name	Total	7m	6m	9m	Wing	PV	Fast breaks	Breakthrough
1	Garnhaft, Klemens	13% (2/16)	0% (0/2)	-% (0/0)	11% (1/9)	25% (1/4)	0% (0/1)	-% (0/0)	0% (0/1)
99	Enzenberger, Sebastian	28% (7/25)	50% (1/2)	0% (0/6)	44% (4/9)	50% (1/2)	0% (0/4)	50% (1/2)	0% (0/3)
		22% (9/41)	25% (1/4)	0% (0/6)	28% (5/18)	33% (2/6)	0% (0/5)	50% (1/2)	0% (0/4)

Team shots	Goals	Saved	Missed	Post	Blocked	Total	Efficiency
7m shots	6	1	0	0	0	6/7	86%
6m shots	8	7	0	0	0	8/15	53%
9m shots	3	6	0	0	0	3/9	33%
Wing shots	8	1	0	1	0	8/10	80%
Pivot	3	2	0	0	0	3/5	60%
Fast breaks	0	0	0	0	0	0/0	NaN%
Breakthrough	6	6	0	0	0	6/12	50%
	29	17	1	1	0	29/47	62%

LEGEND

PV	Pivot shots
FB	All fast breaks
BT	Breakthrough
TF	Technical fault
ST	Steals
BS	Blocked shots
AS	Assist
YC	Yellow cards
2min	2 Minute suspension
RC	Red cards
BC	Blue cards

It is possible in individual cases, that differences between the sum of individual player statistics and team statistics occur. The reason is that due to the speed of a handball game at individual events our scouts can not assign the player data correctly.