



Date: 06/12/25
Time: 16:00
Match: Round: 12. Matchday, Match ID: 62246576, Season: 25/26
Venue: Fritz Grassinger sports hall
Referees: ,

MATCH-REPORT

HLA Challenge

#GeballteLeidenschaft



Wat Funfhaus HB

ENDED

25 : 30

(14 : 11)

Wat Atzgersdorf



Top scorer: Huber 7

2min: 5

Top scorer: Pieber 10

2min: 6

SCORING EFFICIENCY: **69%**

7M EFFICIENCY

Total shots: 36



Goals: 25



Saved: 10



Missed: 1



Post: 0



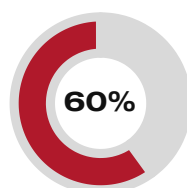
Blocked: 0



Goals scored 4 7m awarded 4

Unsuccessful:

7M EFFICIENCY



Goals scored 3 7m awarded 5

Unsuccessful:

09:52 | 94 BAJGORIC (SAVE)

18:14 | 50 MARASPIN (SAVE)

SCORING EFFICIENCY: **68%**

Total shots: 44



Goals: 30



Saved: 10



Missed: 3



Post: 0



Blocked: 1

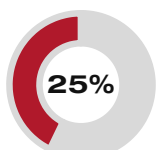


ATTACK SUCCESS



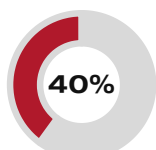
Goals scored 25 Attack* 50

GOALKEEPER EFFICIENCY



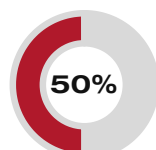
Saves 10 Shots on target 40

DEFENDING EFFICIENCY



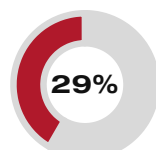
Goals conceded 30 Attack conceded* 50

DEFENDING EFFICIENCY



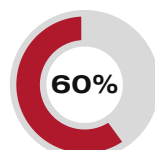
Goals conceded 25 Attack conceded* 50

GOALKEEPER EFFICIENCY



Saves 10 Shots on target 35

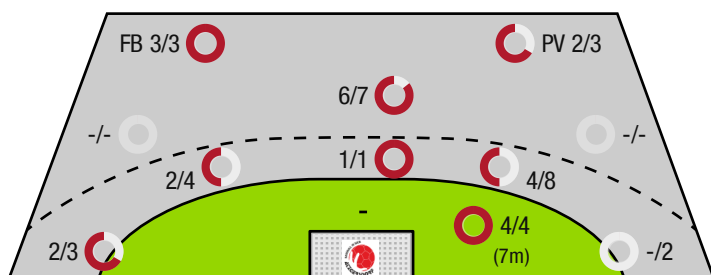
ATTACK SUCCESS



Goals scored 30 Attack* 50

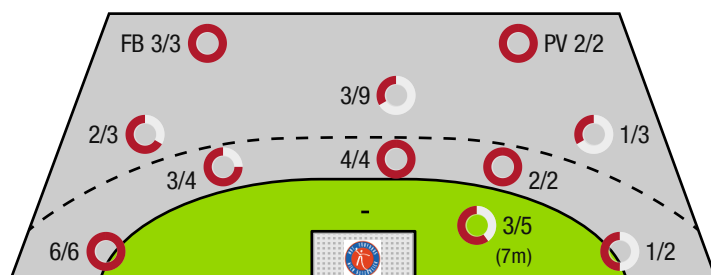
*Attack number is incremented on every change of ball possession.

WAT FUNFHAUS HB - OFFENCE



FB - All fast breaks PV - Pivot shots

WAT ATZGERSDORF - OFFENCE





Wat Funfhaus HB

ENDED

25 : 30

(14 : 11)

Wat Atzgersdorf



Players			Shots (goals)								Others				Penalties			
No	Name	Pos.	Total	7m	6m	9m	Wing	PV	FB	BT*	TF	ST	BS	AS	YC	2min	RC	BC
1	Weghuber, Christoph	TW	-% (0/0)															
98	Pavic, Jakov	TW	-% (0/0)															
99	Dominik, Frank	TW	100% (1/1)											1				
3	Zucha, Jakob		-% (0/0)															
9	Kropf, Elias	RA	63% (5/8)	4/4	0/1		0/2		1/1									
11	Kowarik, Fabian Thomas		-% (0/0)															
13	Woss, F		-% (0/0)															
14	Scholz, Oliver	LA	50% (1/2)				1/2											
23	Fetz, Leonard	KM	75% (3/4)			1/1		2/3			1		1			1		
29	Matzinger, Philip	LA	-% (0/0)															
32	Huber, Bernhard	LA	88% (7/8)		2/3	2/2	1/1		2/2	2/2	4			4		1		
33	Toljevic, F	KM	-% (0/0)								1							
34	Paha, Leonard	RR	67% (4/6)		3/5	1/1				2/4	3	1				2		
55	Fernandez, Iago		0% (0/1)		0/1					0/1	1							
77	Zalewski, Emil	RL	50% (2/4)		0/1	2/3					3	1		3		1		
93	Stab, Bence		100% (2/2)		2/2					2/2	1			1				
0A	Issing, Timo																	
0B	Monev, Ivan																	
0C	Friedel, Felix																	
0D	Valentin, Klichu																	
			69% (25 / 36)	4/4	7/13	6/7	2/5	2/3	3/3	6/9	14	2	1	9	0	5	0	0

A breakthrough (BT) is an additional information for goals that have been achieved from the backcourt. The number of these goals will not be included in the sum of the goals of a player.

Goalkeepers		Shot (saves)							
No	Name	Total	7m	6m	9m	Wing	PV	Fast breaks	Breakthrough
1	Weghuber, Christoph	-% (0 / 0)	-% (0 / 0)	-% (0 / 0)	-% (0 / 0)	-% (0 / 0)	-% (0 / 0)	-% (0 / 0)	-% (0 / 0)
98	Pavic, Jakov	-% (0 / 0)	-% (0 / 0)	-% (0 / 0)	-% (0 / 0)	-% (0 / 0)	-% (0 / 0)	-% (0 / 0)	-% (0 / 0)
99	Dominik, Frank	26% (10 / 39)	40% (2 / 5)	10% (1 / 10)	50% (6 / 12)	13% (1 / 8)	0% (0 / 2)	0% (0 / 2)	13% (1 / 8)
		26% (10 / 39)	40% (2 / 5)	10% (1 / 10)	50% (6 / 12)	13% (1 / 8)	0% (0 / 2)	0% (0 / 2)	13% (1 / 8)

Team shots	Goals	Saved	Missed	Post	Blocked	Total	Efficiency
7m shots	4	0	0	0	0	4/4	100%
6m shots	7	5	1	0	0	7/13	54%
9m shots	6	1	0	0	0	6/7	86%
Wing shots	2	3	0	0	0	2/5	40%
Pivot	2	1	0	0	0	2/3	67%
Fast breaks	3	0	0	0	0	3/3	100%
Breakthrough	6	2	0	0	0	6/9	67%
	25	10	1	0	0	25/36	69%

LEGEND

PV	Pivot shots
FB	All fast breaks
BT	Breakthrough
TF	Technical fault
ST	Steals
BS	Blocked shots
AS	Assist
YC	Yellow cards
2min	2 Minute suspension
RC	Red cards
BC	Blue cards

It is possible in individual cases, that differences between the sum of individual player statistics and team statistics occur. The reason is that due to the speed of a handball game at individual events our scouts can not assign the player data correctly.



Wat Funfhaus HB

ENDED

25 : 30

(14 : 11)

Wat Atzgersdorf



Players			Shots (goals)								Others				Penalties			
No	Name	Pos.	Total	7m	6m	9m	Wing	PV	FB	BT*	TF	ST	BS	AS	YC	2min	RC	BC
32	Muller, Sven	TW	-% (0/0)											1				
54	Hoblaj, Leon	TW	-% (0/0)															
2	Schmidt, Sebastian	KM	-% (0/0)												1			
5	Pieber, Bastian	RM	100% (10/10)	1/1			6/6		3/3			2		1				
11	Vuckovic, Igor	RL	0% (0/3)			0/3					1							
15	Mischi, Valentin	RL	25% (1/4)			1/4					1			2		1		
17	Schopp, Benedikt	RM	100% (2/2)		2/2					1/1	4	1		1		2		
18	Keresztes, Peter	RM	75% (6/8)		3/4	3/4				2/3				1		1		
19	Rabenseifer, Philipp	KM	67% (2/3)					2/2			1					1		
21	Berger, Benedikt	RL	-% (0/0)								2	1						
42	Jankovic, Vuc	KM	-% (0/0)															
50	Maraspin, Luca	RA	33% (1/3)	0/1			1/2											
65	Paver, Matthias	LA	-% (0/0)															
77	Galijasevic, Emir	LA	-% (0/0)															
94	Bajgoric, Alen	RR	73% (8/11)	2/3	4/4	2/4				4/4				1				
0A	Carniel, Leon																	
0B	Czech, Andreas																	
0C	Florian, Riss																	
			68% (30/44)	3/5	9/10	6/15	7/8	2/2	3/3	7/8	9	4	0	7	0	6	0	0

A breakthrough (BT) is an additional information for goals that have been achieved from the backcourt. The number of these goals will not be included in the sum of the goals of a player.

Goalkeepers		Shot (saves)							
No	Name	Total	7m	6m	9m	Wing	PV	Fast breaks	Breakthrough
32	Muller, Sven	30% (10/33)	0% (0/3)	42% (5/12)	14% (1/7)	60% (3/5)	33% (1/3)	0% (0/3)	25% (2/8)
54	Hoblaj, Leon	0% (0/1)	0% (0/1)	-% (0/0)	-% (0/0)	-% (0/0)	-% (0/0)	-% (0/0)	-% (0/0)
		29% (10/34)	0% (0/4)	42% (5/12)	14% (1/7)	60% (3/5)	33% (1/3)	0% (0/3)	25% (2/8)

Team shots	Goals	Saved	Missed	Post	Blocked	Total	Efficiency
7m shots	3	2	0	0	0	3/5	60%
6m shots	9	1	0	0	0	9/10	90%
9m shots	6	6	2	0	1	6/15	40%
Wing shots	7	1	0	0	0	7/8	88%
Pivot	2	0	0	0	0	2/2	100%
Fast breaks	3	0	0	0	0	3/3	100%
Breakthrough	7	1	0	0	0	7/8	88%
	30	10	3	0	1	30/44	68%

LEGEND

PV	Pivot shots
FB	All fast breaks
BT	Breakthrough
TF	Technical fault
ST	Steals
BS	Blocked shots
AS	Assist
YC	Yellow cards
2min	2 Minute suspension
RC	Red cards
BC	Blue cards

It is possible in individual cases, that differences between the sum of individual player statistics and team statistics occur. The reason is that due to the speed of a handball game at individual events our scouts can not assign the player data correctly.