



Date: 13/12/25  
Time: 19:00  
Match: Round: 13. Matchday, Match ID: 62246588, Season: 25/26  
Venue: Sporthalle Margareten  
Referees: ,

## MATCH-REPORT

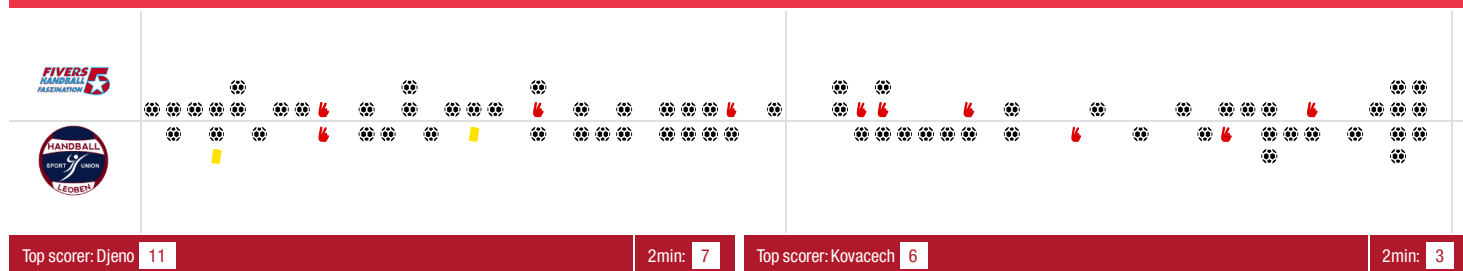
HLA Challenge

#GeballteLeidenschaft

ENDED

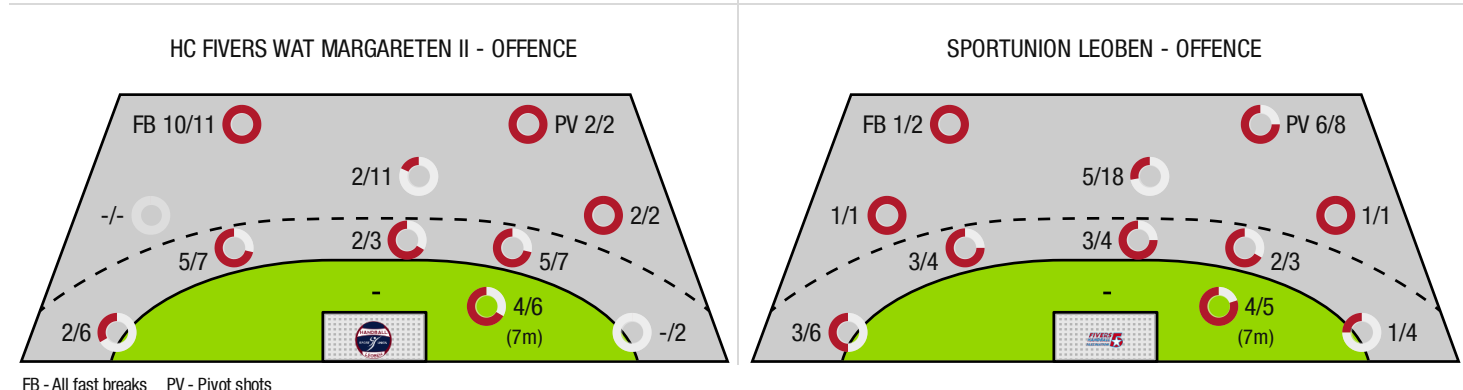
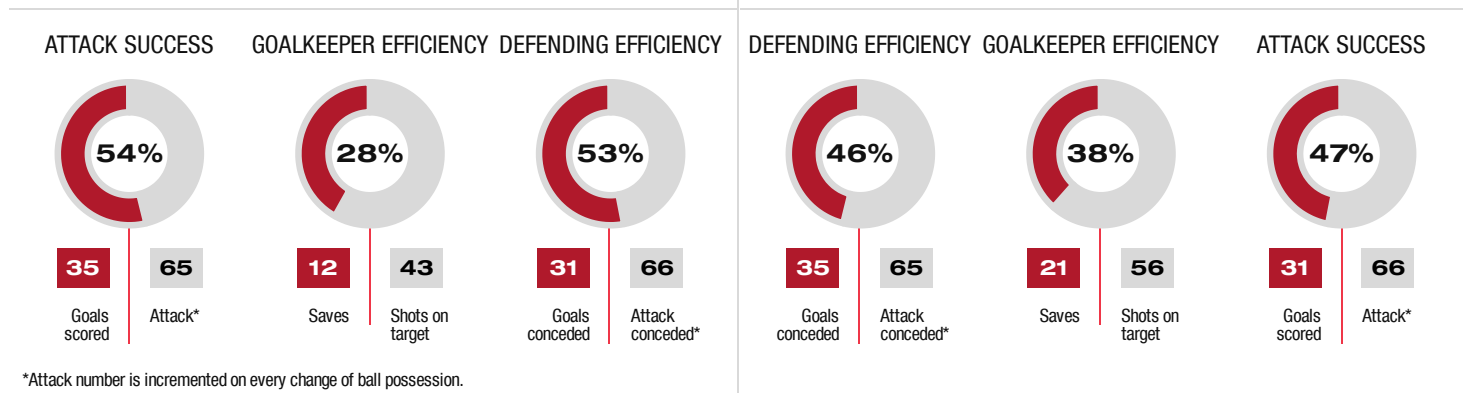
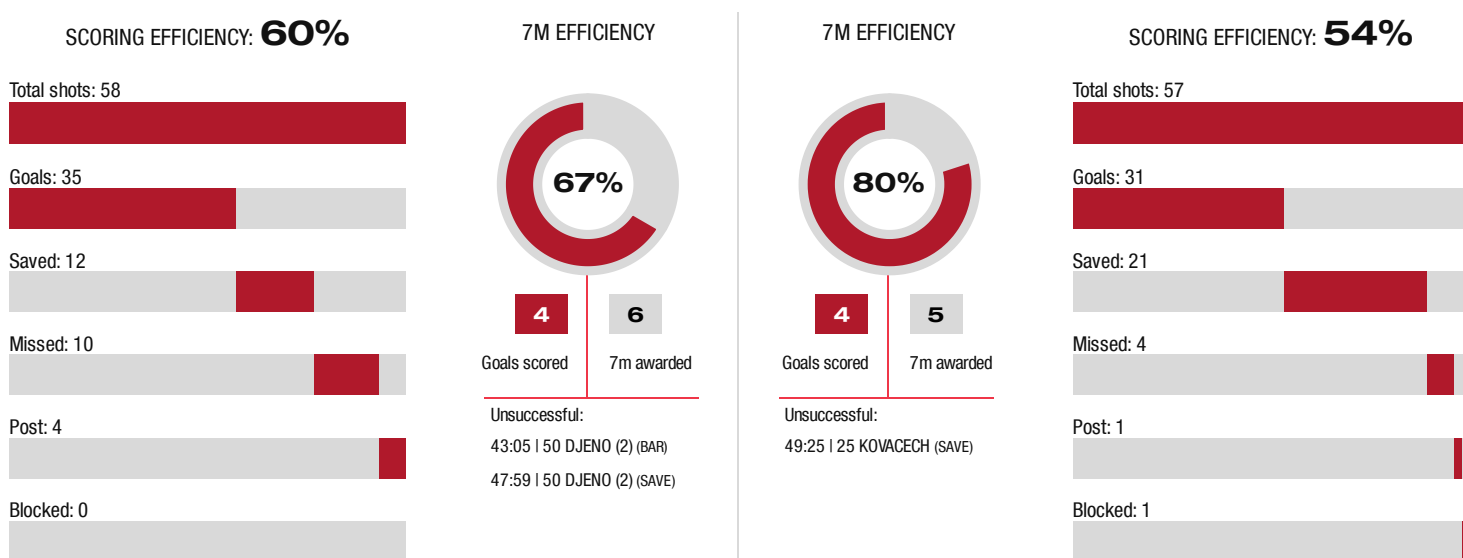
HC Fivers Wat Margareten II **35 : 31** Sportunion Leoben

( 21 : 14 )



Top scorer: Djeno **11** 2min: **7**

Top scorer: Kovacech **6** 2min: **3**



FB - All fast breaks PV - Pivot shots

ENDED



HC Fivers Wat Margareten  
II

35 : 31  
( 21 : 14 )

Sportunion Leoben



Players			Shots (goals)								Others				Penalties			
No	Name	Pos.	Total	7m	6m	9m	Wing	PV	FB	BT*	TF	ST	BS	AS	YC	2min	RC	BC
51	Novakovic, Lazar	TW	-% (0/0)															
56	Novakovic, Sergej	TW	-% (0/0)															
5	Mirjanic, Mateja	RA	0% (0/3)		0/1		0/2							1				
15	Jadzic, Nemanja	KM	100% (5/5)					1/1	3/3		1	3		1		1		
25	Radman, Josip		0% (0/1)		0/1					0/1	1							
35	Hirn,Antonio	KM	100% (1/1)					1/1										
50	Djeno, Ilija	RM	50% (6/12)	3/5	2/3	0/2	0/1		1/1	2/3		1		2				
53	Bavlnka, Leon	RM	0% (0/1)						0/1					1		1		
54	Kovacevic, Anes	LA	86% (6/7)		3/3	2/3			1/1	3/3	2			3				
55	Djeno, Marko	RR	73% (11/15)	1/1	4/5	2/5			4/4	4/5	2	1		1				
57	Mungin, Miles		-% (0/0)															
58	Ranftler, Felix		25% (1/4)				1/4									1		
59	Nemeth, Xaver		100% (2/2)				1/1		1/1							1		
65	Pantic, Leonardo		50% (1/2)		1/2					1/2								
85	Tikvic, Emanuel	RL	0% (0/3)			0/3					2		1	2		1		
95	Ogris, Daniele	RM	100% (2/2)		2/2					2/2	1	1		2		2		
0A	Muller, Lukas																	
0B	Zapletal, Sandra																	
0C	Kolar, Markus																	
0D	Mara, Peter																	
0	Novakovic, Lazar																	
			60% (35/58)	4/6	12/17	4/13	2/8	2/2	10/11	12/16	9	6	1	13	0	7	0	0

A breakthrough (BT) is an additional information for goals that have been achieved from the backcourt. The number of these goals will not be included in the sum of the goals of a player.

Goalkeepers		Shot (saves)							
No	Name	Total	7m	6m	9m	Wing	PV	Fast breaks	Breakthrough
51	Novakovic, Lazar	33% (10/30)	0% (0/4)	22% (2/9)	56% (5/9)	50% (2/4)	25% (1/4)	-% (0/0)	14% (1/7)
56	Novakovic, Sergej	52% (11/21)	100% (1/1)	50% (1/2)	57% (4/7)	60% (3/5)	25% (1/4)	50% (1/2)	50% (1/2)
		41% (21/51)	20% (1/5)	27% (3/11)	56% (9/16)	56% (5/9)	25% (2/8)	50% (1/2)	22% (2/9)

Team shots	Goals	Saved	Missed	Post	Blocked	Total	Efficiency
7m shots	4	1	0	1	0	4/6	67%
6m shots	12	2	3	0	0	12/17	71%
9m shots	4	5	3	1	0	4/13	31%
Wing shots	2	3	0	2	0	2/8	25%
Pivot	2	0	0	0	0	2/2	100%
Fast breaks	10	1	0	0	0	10/11	91%
Breakthrough	12	1	0	0	0	12/16	75%
	35	12	10	4	0	35/58	60%

LEGEND

PV	Pivot shots
FB	All fast breaks
BT	Breakthrough
TF	Technical fault
ST	Steals
BS	Blocked shots
AS	Assist
YC	Yellow cards
2min	2 Minute suspension
RC	Red cards
BC	Blue cards

It is possible in individual cases, that differences between the sum of individual player statistics and team statistics occur. The reason is that due to the speed of a handball game at individual events our scouts can not assign the player data correctly.

ENDED



HC Fivers Wat Margareten II **35 : 31**  
( 21 : 14 )

Sportunion Leoben



Players			Shots (goals)								Others				Penalties			
No	Name	Pos.	Total	7m	6m	9m	Wing	PV	FB	BT*	TF	ST	BS	AS	YC	2min	RC	BC
64	Birkenheuer, Adrian	TW	-% (0/0)															
77	Reiter, Daniel	TW	-% (0/0)								1							
94	Bezovnik, Joachim	TW	-% (0/0)															
3	Kvarits, Elias	LA	25% (1/4)				1/3		0/1									
4	Hinterreiter, Paul	RL	40% (2/5)		2/4	0/1				2/4						2		
8	Pucher, Franz	RA	-% (0/0)															
10	Edegger, Adrian	LA	67% (2/3)				2/3							1				
11	Lechner, Alexander	RM	83% (5/6)		3/3	2/3				3/3	2			3				
13	Wegscheider, Noah	RM	-% (0/0)															
17	Typolt, Elias	KM	63% (5/8)			0/1		5/7								1		
24	Mustafic, Dino	RM	50% (4/8)		2/2	1/5			1/1		2			3	1			
25	Kovacech, Marek	RR	55% (6/11)	4/5		1/5		1/1		1/1	2			5				
33	Jadron, Lubomir	RL	100% (1/1)									1						
44	Schweiger, Marian	RM	-% (0/0)								1							
56	Scheer, Julian	RA	33% (1/3)				1/3											
95	Pinter, Dniel	RR	50% (4/8)		1/2	3/5	0/1			1/1	4			1				
0A	Moser, Lukas																	
0B	Kramer, Rene														1			
			54% (31 / 57)	4/5	8/11	7/20	4/10	6/8	1/2	7/9	12	1	0	13	2	3	0	0

A breakthrough (BT) is an additional information for goals that have been achieved from the backcourt. The number of these goals will not be included in the sum of the goals of a player.

Goalkeepers			Shot (saves)						
No	Name	Total	7m	6m	9m	Wing	PV	Fast breaks	Breakthrough
64	Birkenheuer, Adrian	17% (4 / 24)	0% (0 / 2)	33% (2 / 6)	0% (0 / 3)	67% (2 / 3)	0% (0 / 2)	0% (0 / 7)	20% (1 / 5)
77	Reiter, Daniel	35% (8 / 23)	33% (1 / 3)	0% (0 / 8)	83% (5 / 6)	50% (1 / 2)	-% (0 / 0)	25% (1 / 4)	0% (0 / 8)
94	Bezovnik, Joachim	-% (0 / 0)	-% (0 / 0)	-% (0 / 0)	-% (0 / 0)	-% (0 / 0)	-% (0 / 0)	-% (0 / 0)	-% (0 / 0)
		26% (12 / 47)	20% (1 / 5)	14% (2 / 14)	56% (5 / 9)	60% (3 / 5)	0% (0 / 2)	9% (1 / 11)	8% (1 / 13)

Team shots	Goals	Saved	Missed	Post	Blocked	Total	Efficiency
7m shots	4	1	0	0	0	4/5	80%
6m shots	8	3	0	0	0	8/11	73%
9m shots	7	9	2	1	1	7/20	35%
Wing shots	4	5	0	0	0	4/10	40%
Pivot	6	2	0	0	0	6/8	75%
Fast breaks	1	1	0	0	0	1/2	50%
Breakthrough	7	2	0	0	0	7/9	78%
		31	21	4	1	31/57	54%

LEGEND

PV	Pivot shots
FB	All fast breaks
BT	Breakthrough
TF	Technical fault
ST	Steals
BS	Blocked shots
AS	Assist
YC	Yellow cards
2min	2 Minute suspension
RC	Red cards
BC	Blue cards

It is possible in individual cases, that differences between the sum of individual player statistics and team statistics occur. The reason is that due to the speed of a handball game at individual events our scouts can not assign the player data correctly.