



Date: 24/01/26
Time: 18:15
Match: Round: 15. Matchday, Match ID: 62246608, Season: 25/26
Venue: Fritz Grassinger sports hall
Referees: ,

MATCH-REPORT

HLA Challenge

#GeballteLeidenschaft



Wat Funfhaus HB

ENDED

23 : 23

(10 : 8)

UHLZ Perchtoldsdorf
Devils/Jags



DEVILS

Top scorer: Kropf 10

2min: 4

Top scorer: Tacke 6

2min: 3

SCORING EFFICIENCY: **55%**

7M EFFICIENCY

Total shots: 42

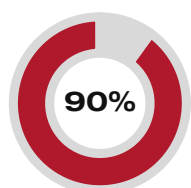
Goals: 23

Saved: 16

Missed: 3

Post: 2

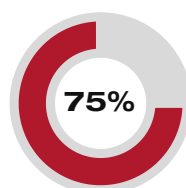
Blocked: 0



Goals scored 9 7m awarded 10

Unsuccessful:
21:47 | 9 KROPF (SAVE)

7M EFFICIENCY



Goals scored 3 7m awarded 4

Unsuccessful:
39:30 | 14 FRITZ (OFF)

SCORING EFFICIENCY: **52%**

Total shots: 44

Goals: 23

Saved: 13

Missed: 6

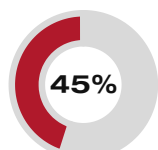
Post: 3

Blocked: 1

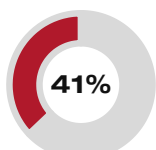
ATTACK SUCCESS

GOALKEEPER EFFICIENCY

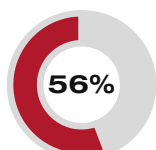
DEFENDING EFFICIENCY



Goals scored 23 Attack* 51



Saves 16 Shots on target 39



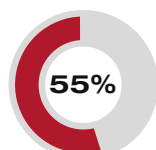
Goals conceded 23 Attack* 52

*Attack number is incremented on every change of ball possession.

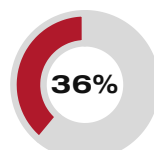
DEFENDING EFFICIENCY

GOALKEEPER EFFICIENCY

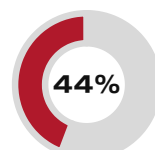
ATTACK SUCCESS



Goals scored 23 Attack* 51

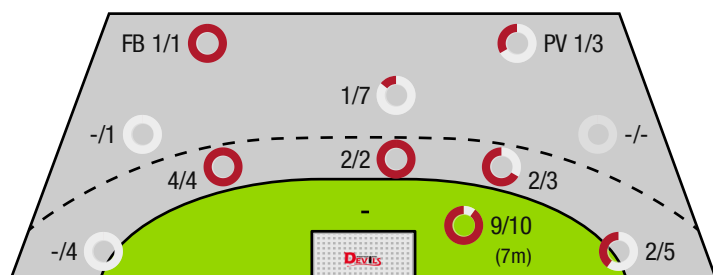


Saves 13 Shots on target 36



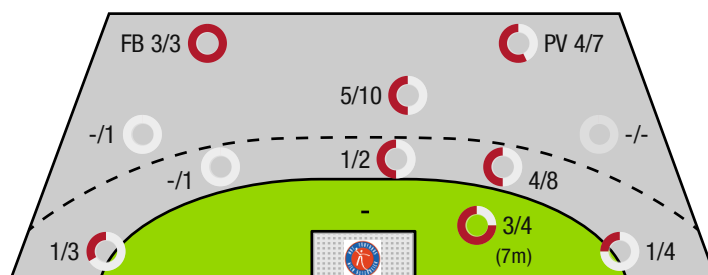
Goals scored 23 Attack* 52

WAT FUNFHAUS HB - OFFENCE



FB - All fast breaks PV - Pivot shots

UHLZ PERCHTOLDSDORF DEVILS/JAGS - OFFENCE





Wat Funfhaus HB

ENDED

23 : 23
(10 : 8)

UHLZ Perchtoldsdorf
Devils/Jags



Players			Shots (goals)								Others				Penalties			
No	Name	Pos.	Total	7m	6m	9m	Wing	PV	FB	BT*	TF	ST	BS	AS	YC	2min	RC	BC
98	Pavic, Jakov	TW	-% (0/0)											1				
99	Dominik, Frank	TW	0% (0/1)															
9	Kropf, Elias	RA	71% (10/14)	8/9			2/5				1			1				
14	Scholz, Oliver	LA	40% (2/5)				0/3	1/1	1/1									
22	Vuksa, Goran	KM	-% (0/0)									1						
23	Fetz, Leonard	KM	0% (0/2)					0/2					1					
29	Matzinger, Philip	LA	-% (0/0)															
32	Huber, Bernhard	LA	75% (3/4)		2/2		0/1			2/2	1	1		2		1		
33	Toljevic, F	KM	-% (0/0)															
34	Paha, Leonard	RR	0% (0/1)			0/1					1							
55	Fernandez, Iago		100% (1/1)	1/1							1							
59	Baxter, John	RL	33% (3/9)		2/2	1/7				1/1	3	1		3				
77	Zalewski, Emil	RL	67% (2/3)		2/3					2/3	2			1		2		
87	Pfannhauser, Feliz	RL	-% (0/0)															
93	Stab, Bence		100% (2/2)		2/2					1/1	2					1		
96	Tomek-Muslu, Seyit		-% (0/0)															
0A	Issing, Timo														1			
0B	Monev, Ivan																	
0C	KORNER, Philipp																	
0D	Zganec, D																	
			55% (23 /42)	9/10	8/9	1/8	2/9	1/3	1/1	6/7	11	3	1	8	1	4	0	0

A breakthrough (BT) is an additional information for goals that have been achieved from the backcourt. The number of these goals will not be included in the sum of the goals of a player.

Goalkeepers		Shot (saves)							
No	Name	Total	7m	6m	9m	Wing	PV	Fast breaks	Breakthrough
98	Pavic, Jakov	45% (9 /20)	0% (0 /3)	67% (2 /3)	50% (2 /4)	67% (4 /6)	25% (1 /4)	-% (0 /0)	0% (0 /1)
99	Dominik, Frank	27% (4 /15)	-% (0 /0)	20% (1 /5)	40% (2 /5)	100% (1 /1)	0% (0 /1)	0% (0 /3)	25% (1 /4)
		37% (13 /35)	0% (0 /3)	38% (3 /8)	44% (4 /9)	71% (5 /7)	20% (1 /5)	0% (0 /3)	20% (1 /5)

Team shots	Goals	Saved	Missed	Post	Blocked	Total	Efficiency
7m shots	9	1	0	0	0	9/10	90%
6m shots	8	1	0	0	0	8/9	89%
9m shots	1	6	1	0	0	1/8	13%
Wing shots	2	5	0	2	0	2/9	22%
Pivot	1	2	0	0	0	1/3	33%
Fast breaks	1	0	0	0	0	1/1	100%
Breakthrough	6	1	0	0	0	6/7	86%
	23	16	3	2	0	23/42	55%

LEGEND

PV	Pivot shots
FB	All fast breaks
BT	Breakthrough
TF	Technical fault
ST	Steals
BS	Blocked shots
AS	Assist
YC	Yellow cards
2min	2 Minute suspension
RC	Red cards
BC	Blue cards

It is possible in individual cases, that differences between the sum of individual player statistics and team statistics occur. The reason is that due to the speed of a handball game at individual events our scouts can not assign the player data correctly.



Wat Funfhaus HB

ENDED

23 : 23

(10 : 8)

UHLZ Perchtoldsdorf
Devils/Jags



Players			Shots (goals)								Others				Penalties			
No	Name	Pos.	Total	7m	6m	9m	Wing	PV	FB	BT*	TF	ST	BS	AS	YC	2min	RC	BC
1	Binder, Lucas	TW	-% (0/0)															
42	Ilov, Boris	TW	-% (0/0)								1			1				
3	Heiglauer, Felix	RR	50% (4/8)		3/7	1/1				2/4	1							
4	Tacke, Laurens	LA	75% (6/8)					3/5	3/3		1							
6	Emberger, Martin		100% (1/1)				1/1									1		
8	Diry, Tim	KM	67% (2/3)					1/2				1				1		
10	Mclachlan, James		50% (2/4)			2/4					3			2				
14	Fritz, Florian	LA	50% (4/8)	3/4			1/4											
19	Steinhagen, Ole Gunnar	RL	67% (2/3)			2/3					1			4				
20	Henkes, Ben		20% (1/5)		1/2	0/3				1/2						1		
31	Veith, Julius		-% (0/0)															
55	Wildhack, Nik	RA	-% (0/0)								1							
60	Skalnik, C		-% (0/0)															
73	Reichegger, Timo	LA	0% (0/2)				0/2											
91	Mader, Konstantin		50% (1/2)		1/2					1/1	1							
97	Zimmerl, David	RM	-% (0/0)															
0A	Folta, Bernhard																	
0B	Schaumann, Oliver														1			
0C	Bavlnka, Luis																	
			52% (23 /44)	3/4	5/11	5/11	2/7	4/7	3/3	4/7	9	1	0	7	1	3	0	0

A breakthrough (BT) is an additional information for goals that have been achieved from the backcourt. The number of these goals will not be included in the sum of the goals of a player.

Goalkeepers		Shot (saves)							
No	Name	Total	7m	6m	9m	Wing	PV	Fast breaks	Breakthrough
1	Binder, Lucas	0% (0 /2)	0% (0 /2)	-% (0 /0)	-% (0 /0)	-% (0 /0)	-% (0 /0)	-% (0 /0)	-% (0 /0)
42	Ilov, Boris	44% (16 /36)	13% (1 /8)	11% (1 /9)	86% (6 /7)	71% (5 /7)	67% (2 /3)	0% (0 /1)	14% (1 /7)
		42% (16 /38)	10% (1 /10)	11% (1 /9)	86% (6 /7)	71% (5 /7)	67% (2 /3)	0% (0 /1)	14% (1 /7)

Team shots	Goals	Saved	Missed	Post	Blocked	Total	Efficiency
7m shots	3	0	1	0	0	3/4	75%
6m shots	5	3	2	1	0	5/11	45%
9m shots	5	4	0	1	1	5/11	45%
Wing shots	2	5	0	0	0	2/7	29%
Pivot	4	1	0	1	0	4/7	57%
Fast breaks	3	0	0	0	0	3/3	100%
Breakthrough	4	1	0	0	0	4/7	57%
	23	13	6	3	1	23/44	52%

LEGEND

PV	Pivot shots
FB	All fast breaks
BT	Breakthrough
TF	Technical fault
ST	Steals
BS	Blocked shots
AS	Assist
YC	Yellow cards
2min	2 Minute suspension
RC	Red cards
BC	Blue cards

It is possible in individual cases, that differences between the sum of individual player statistics and team statistics occur. The reason is that due to the speed of a handball game at individual events our scouts can not assign the player data correctly.