



Date: 21/02/26
 Time: 16:00
 Match: Round: 18. Matchday, Match ID: 62246636, Season: 25/26
 Venue: Fritz Grassinger sports hall
 Referees: ,

MATCH-REPORT

HLA Challenge

#GeballteLeidenschaft



WAT FUNFHAUS HB

ENDED

33 : 28 HC Fivers Wat Margareten II



(19 : 16)



Top scorer: Vuksa, Baxter **8**

2min: **2**

Top scorer: Djeno, Tikvic **5**

2min: **2**

SCORING EFFICIENCY: **75%**

7M EFFICIENCY

Total shots: 44



Goals: 33



Saved: 9



Missed: 2



Post: 0



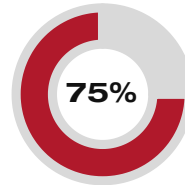
Blocked: 0



6 Goals scored | **6** 7m awarded

Unsuccessful:

7M EFFICIENCY



3 Goals scored | **4** 7m awarded

Unsuccessful:

49:16 | 50 DJENO (SAVE)

SCORING EFFICIENCY: **76%**

Total shots: 37




Goals: 28



Saved: 7



Missed: 1



Post: 0



Blocked: 1



ATTACK SUCCESS



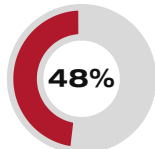
33 Goals scored | **55** Attack*

GOALKEEPER EFFICIENCY



9 Saves | **37** Shots on target

DEFENDING EFFICIENCY



28 Goals conceded | **54** Attack conceded*

DEFENDING EFFICIENCY



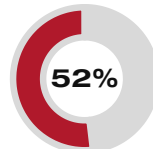
33 Goals conceded | **55** Attack conceded*

GOALKEEPER EFFICIENCY



7 Saves | **40** Shots on target

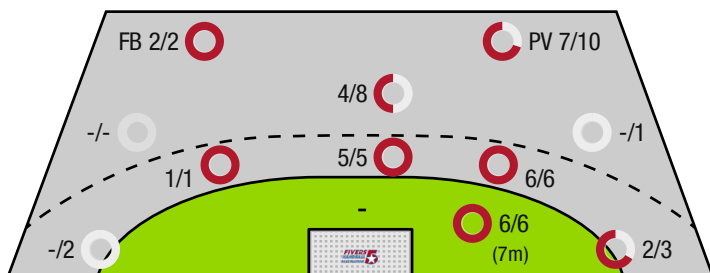
ATTACK SUCCESS



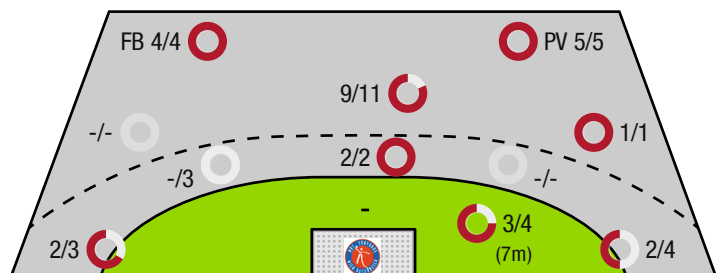
28 Goals scored | **54** Attack*

*Attack number is incremented on every change of ball possession.

WAT FUNFHAUS HB - OFFENCE



HC FIVERS WAT MARGARETEN II - OFFENCE



FB - All fast breaks PV - Pivot shots



Wat Funfhaus HB

ENDED

33 : 28 HC Fivers Wat Margareten II



(19 : 16)

Players			Shots (goals)								Others				Penalties			
No	Name	Pos.	Total	7m	6m	9m	Wing	PV	FB	BT*	TF	ST	BS	AS	YC	2min	RC	BC
1	Weghuber, Christoph	TW	-% (0/0)															
98	Pavic, Jakov	TW	-% (0/0)															
99	Dominik, Frank	TW	-% (0/0)															
8	Grabmaier, Ruben		-% (0/0)															
11	Kowarik, Fabian Thomas		-% (0/0)															
14	Scholz, Oliver	LA	-% (0/0)															
22	Vuksa, Goran	KM	73% (8/11)		1/1			7/10			1	1						
29	Matzinger, Philip	LA	0% (0/2)				0/2											
32	Huber, Bernhard	LA	100% (3/3)		2/2	1/1				2/2	2			2				
33	Toljevic, F	KM	-% (0/0)															
34	Paha, Leonard	RR	75% (6/8)		5/5	0/2	1/1			3/3	1			2		1		
49	Pasic, Tiam	RA	-% (0/0)															
55	Fernandez, Iago		50% (1/2)				1/2					1						
59	Baxter, John	RL	80% (8/10)	5/5	2/2	1/3				2/2	4			3				
77	Zalewski, Emil	RL	-% (0/0)								1	1	1					
93	Stab, Bence		88% (7/8)	1/1	2/2	2/3			2/2	2/2	2			4		1		
0A	Zganec, Dorian																	
0B	Monev, Ivan																	
0C	Issing, Timo																	
0D	Friedel, Felix																	
			75% (33 / 44)	6/6	12/12	4/9	2/5	7/10	2/2	9/9	11	3	1	11	0	2	0	0

A breakthrough (BT) is an additional information for goals that have been achieved from the backcourt. The number of these goals will not be included in the sum of the goals of a player.

Goalkeepers		Shot (saves)							
No	Name	Total	7m	6m	9m	Wing	PV	Fast breaks	Breakthrough
1	Weghuber, Christoph	-% (0 / 0)	-% (0 / 0)	-% (0 / 0)	-% (0 / 0)	-% (0 / 0)	-% (0 / 0)	-% (0 / 0)	-% (0 / 0)
98	Pavic, Jakov	16% (3 / 19)	0% (0 / 1)	50% (1 / 2)	0% (0 / 8)	50% (2 / 4)	0% (0 / 3)	0% (0 / 1)	0% (0 / 2)
99	Dominik, Frank	25% (4 / 16)	33% (1 / 3)	50% (1 / 2)	33% (1 / 3)	33% (1 / 3)	0% (0 / 2)	0% (0 / 3)	0% (0 / 1)
		20% (7 / 35)	25% (1 / 4)	50% (2 / 4)	9% (1 / 11)	43% (3 / 7)	0% (0 / 5)	0% (0 / 4)	0% (0 / 3)

Team shots	Goals	Saved	Missed	Post	Blocked	Total	Efficiency
7m shots	6	0	0	0	0	6/6	100%
6m shots	12	0	0	0	0	12/12	100%
9m shots	4	5	0	0	0	4/9	44%
Wing shots	2	3	0	0	0	2/5	40%
Pivot	7	1	0	0	0	7/10	70%
Fast breaks	2	0	0	0	0	2/2	100%
Breakthrough	9	0	0	0	0	9/9	100%
	33	9	2	0	0	33/44	75%

LEGEND

PV	Pivot shots
FB	All fast breaks
BT	Breakthrough
TF	Technical fault
ST	Steals
BS	Blocked shots
AS	Assist
YC	Yellow cards
2min	2 Minute suspension
RC	Red cards
BC	Blue cards

It is possible in individual cases, that differences between the sum of individual player statistics and team statistics occur. The reason is that due to the speed of a handball game at individual events our scouts can not assign the player data correctly.



Wat Funfhaus HB

ENDED

33 : 28 HC Fivers Wat Margareten

(19 : 16)



Players			Shots (goals)								Others				Penalties			
No	Name	Pos.	Total	7m	6m	9m	Wing	PV	FB	BT*	TF	ST	BS	AS	YC	2min	RC	BC
51	Novakovic, Lazar	TW	-% (0/0)								2			1				
52	Hanoun, Nader	TW	-% (0/0)															
5	Mirjanic, Mateja	RA	75% (3/4)				2/3	1/1			1							
25	Radman, Josip		100% (1/1)						1/1					1				
35	Hirm, Antonio	KM	100% (1/1)					1/1			1							
50	Djeno, Ilija	RM	71% (5/7)	2/3	0/1	3/3				0/1	2			1				
54	Kovacevic, Anes	LA	100% (2/2)			2/2				1/1	2			3		2		
55	Djeno, Marko	RR	75% (3/4)	1/1	1/1	1/2				1/1	1			1				
57	Wieder, Julian	RA	0% (0/1)				0/1											
58	Ranftler, Felix		0% (0/1)				0/1				1							
59	Nemeth, Xaver		100% (4/4)				2/2	1/1	1/1		1							
65	Pantic, Leonardo		-% (0/0)								1							
85	Tikvic, Emanuel	RL	71% (5/7)		1/2	3/4			1/1	1/1	4			1				
95	Ogris, Daniele	RM	80% (4/5)		0/1	1/1		2/2	1/1		1	1		1				
0A	Muller, Lukas																	
0B	Zapletal, Sandra																	
0C	Kolar, Markus																	
0D	Mara, Peter																	
			76% (28 /37)	3/4	2/5	10/12	4/7	5/5	4/4	3/4	17	1	0	9	0	2	0	0

A breakthrough (BT) is an additional information for goals that have been achieved from the backcourt. The number of these goals will not be included in the sum of the goals of a player.

Goalkeepers		Shot (saves)							
No	Name	Total	7m	6m	9m	Wing	PV	Fast breaks	Breakthrough
51	Novakovic, Lazar	22% (9 /41)	0% (0 /5)	0% (0 /12)	56% (5 /9)	60% (3 /5)	13% (1 /8)	0% (0 /2)	0% (0 /9)
52	Hanoun, Nader	0% (0 /1)	0% (0 /1)	-% (0 /0)	-% (0 /0)	-% (0 /0)	-% (0 /0)	-% (0 /0)	-% (0 /0)
		21% (9 /42)	0% (0 /6)	0% (0 /12)	56% (5 /9)	60% (3 /5)	13% (1 /8)	0% (0 /2)	0% (0 /9)

Team shots	Goals	Saved	Missed	Post	Blocked	Total	Efficiency
7m shots	3	1	0	0	0	3/4	75%
6m shots	2	2	1	0	0	2/5	40%
9m shots	10	1	0	0	1	10/12	83%
Wing shots	4	3	0	0	0	4/7	57%
Pivot	5	0	0	0	0	5/5	100%
Fast breaks	4	0	0	0	0	4/4	100%
Breakthrough	3	0	0	0	0	3/4	75%
		28	7	1	0	28/37	76%

LEGEND

PV	Pivot shots
FB	All fast breaks
BT	Breakthrough
TF	Technical fault
ST	Steals
BS	Blocked shots
AS	Assist
YC	Yellow cards
2min	2 Minute suspension
RC	Red cards
BC	Blue cards

It is possible in individual cases, that differences between the sum of individual player statistics and team statistics occur. The reason is that due to the speed of a handball game at individual events our scouts can not assign the player data correctly.