



Date: 21/02/26  
 Time: 16:00  
 Match: Round: 18. Matchday, Match ID: 62246638, Season: 25/26  
 Venue: Hans-Lackner-Halle  
 Referees: ,

# MATCH-REPORT

HLA Challenge

#GeballteLeidenschaft

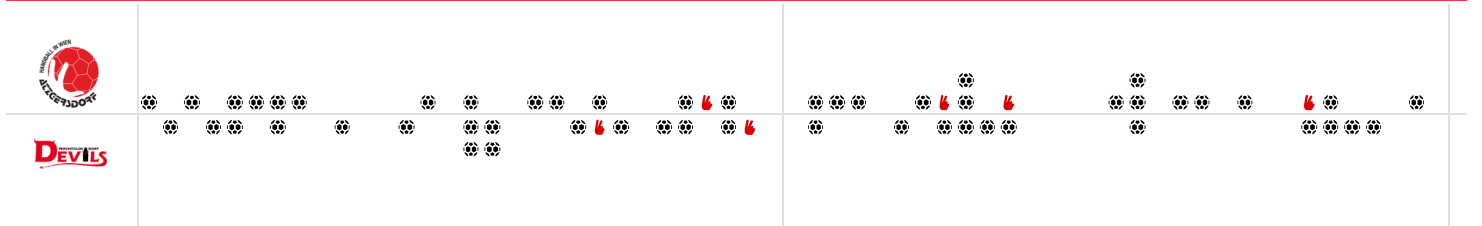
ENDED

## Wat Atzgersdorf

# 27 : 26

( 13 : 15 )

## UHLZ Perchtoldsdorf Devils/Jags



Top scorer: Maraspin **6** | 2min: **4** | Top scorer: McLachlan **7** | 2min: **2**

**SCORING EFFICIENCY: 66%** | **7M EFFICIENCY**

Total shots: 41

Goals: 27

Saved: 9

Missed: 5

Post: 3

Blocked: 0

**100%**

3 Goals scored | 3 7m awarded

Unsuccessful:

**SCORING EFFICIENCY: 60%** | **7M EFFICIENCY**

Total shots: 43

Goals: 26

Saved: 13

Missed: 4

Post: 2

Blocked: 0

**40%**

2 Goals scored | 5 7m awarded

Unsuccessful:

14:09 | 14 FRITZ (2) (SAVE)

26:25 | 10 MCLACHLAN (SAVE)

34:03 | 14 FRITZ (2) (SAVE)

**ATTACK SUCCESS** | **GOALKEEPER EFFICIENCY** | **DEFENDING EFFICIENCY**

**56%**

27 Goals scored | 48 Attack\*

**26%**

9 Saves | 35 Shots on target

**45%**

26 Goals conceded | 47 Attack conceded\*

**DEFENDING EFFICIENCY** | **GOALKEEPER EFFICIENCY** | **ATTACK SUCCESS**

**44%**

27 Goals conceded | 48 Attack conceded\*

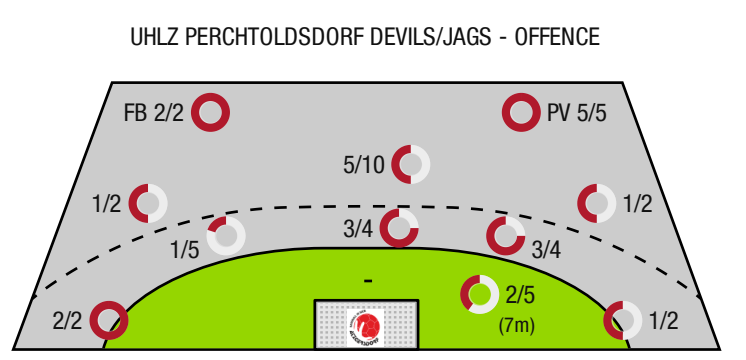
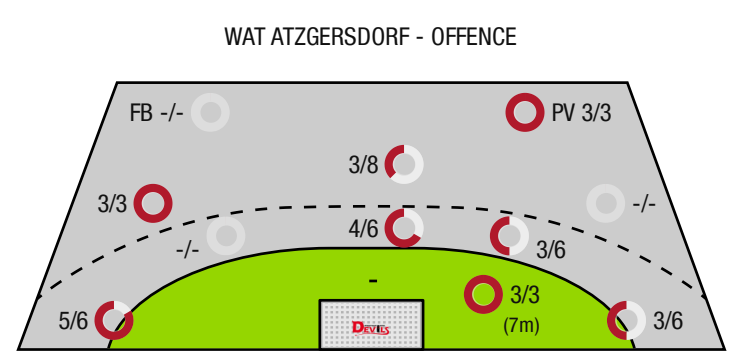
**33%**

13 Saves | 40 Shots on target

**55%**

26 Goals scored | 47 Attack\*

\*Attack number is incremented on every change of ball possession.



FB - All fast breaks | PV - Pivot shots



Wat Atzgersdorf

ENDED

27 : 26

( 13 : 15 )

UHLZ Perchtoldsdorf  
Devils/Jags

Players			Shots (goals)								Others				Penalties			
No	Name	Pos.	Total	7m	6m	9m	Wing	PV	FB	BT*	TF	ST	BS	AS	YC	2min	RC	BC
32	Muller, Sven	TW	-% (0/0)															
54	Hoblaj, Leon	TW	-% (0/0)															
97	Lenk, Konstantin	TW	-% (0/0)															
2	Schmidt, Sebastian	KM	-% (0/0)															
5	Pieber, Bastian	RM	100% (3/3)		3/3					2/2	2	1		2			1	
11	Vuckovic, Igor	RL	100% (2/2)			1/1		1/1			1			1			1	
15	Mischi, Valentin	RL	40% (2/5)		0/1	1/3	1/1				1			1				
18	Keresztes, Peter	RM	67% (4/6)		1/2	3/4					1			5				
19	Rabenseifer, Philipp	KM	67% (2/3)		0/1			2/2										
21	Berger, Benedikt	RL	-% (0/0)														1	
40	Breitegger, Felix	RL	0% (0/2)		0/2					0/1							1	
42	Jankovic, Vuc	KM	-% (0/0)															
50	Maraspin, Luca	RA	67% (6/9)	3/3			3/6											
65	Paver, Matthias	LA	-% (0/0)															
77	Galjasevic, Emir	LA	80% (4/5)				4/5				1							
94	Bajgoric, Alen	RR	67% (4/6)		3/3	1/3				1/1	2			2				
0C	Pflugl, Pascal																	
0D	Bajgoric, Alen																	
0	Rabenseifer, Philipp																	
0A	Leidenfrost, Peter																	
0B	Czech, Andreas																	
			66% (27 / 41)	3/3	7/12	6/11	8/12	3/3	0/0	3/4	8	1	0	11	0	4	0	0

A breakthrough (BT) is an additional information for goals that have been achieved from the backcourt. The number of these goals will not be included in the sum of the goals of a player.

Goalkeepers		Shot (saves)							
No	Name	Total	7m	6m	9m	Wing	PV	Fast breaks	Breakthrough
32	Muller, Sven	10% (1 / 10)	0% (0 / 2)	0% (0 / 4)	33% (1 / 3)	-% (0 / 0)	0% (0 / 1)	-% (0 / 0)	0% (0 / 2)
54	Hoblaj, Leon	41% (12 / 29)	100% (3 / 3)	50% (3 / 6)	50% (5 / 10)	25% (1 / 4)	0% (0 / 4)	0% (0 / 2)	60% (3 / 5)
97	Lenk, Konstantin	-% (0 / 0)	-% (0 / 0)	-% (0 / 0)	-% (0 / 0)	-% (0 / 0)	-% (0 / 0)	-% (0 / 0)	-% (0 / 0)
		33% (13 / 39)	60% (3 / 5)	30% (3 / 10)	46% (6 / 13)	25% (1 / 4)	0% (0 / 5)	0% (0 / 2)	43% (3 / 7)

Team shots	Goals	Saved	Missed	Post	Blocked	Total	Efficiency
7m shots	3	0	0	0	0	3/3	100%
6m shots	7	3	2	0	0	7/12	58%
9m shots	6	4	0	1	0	6/11	55%
Wing shots	8	2	0	2	0	8/12	67%
Pivot	3	0	0	0	0	3/3	100%
Fast breaks	0	0	0	0	0	0/0	NaN%
Breakthrough	3	1	0	0	0	3/4	75%
	27	9	5	3	0	27/41	66%

## LEGEND

PV	Pivot shots
FB	All fast breaks
BT	Breakthrough
TF	Technical fault
ST	Steals
BS	Blocked shots
AS	Assist
YC	Yellow cards
2min	2 Minute suspension
RC	Red cards
BC	Blue cards

It is possible in individual cases, that differences between the sum of individual player statistics and team statistics occur. The reason is that due to the speed of a handball game at individual events our scouts can not assign the player data correctly.



Wat Atzgersdorf

ENDED

27 : 26

( 13 : 15 )

UHLZ Perchtoldsdorf  
Devils/Jags

Players			Shots (goals)								Others				Penalties			
No	Name	Pos.	Total	7m	6m	9m	Wing	PV	FB	BT*	TF	ST	BS	AS	YC	2min	RC	BC
1	Binder, Lucas	TW	-% (0/0)											1				
16	Hofstatter,Alexander	TW	-% (0/0)															
42	Ilov, Boris	TW	-% (0/0)															
3	Heiglauer, Felix	RR	40% (2/5)		2/3	0/2				1/1	2							
4	Tacke, Laurens	LA	100% (6/6)					4/4	2/2		1	1						
5	Bavlnka, Luis	LA	100% (2/2)				2/2											
8	Diry, Tim	KM	-% (0/0)													1		
10	Mclachlan, James		64% (7/11)	0/1	3/4	4/6				2/2	1			4				
14	Fritz, Florian	LA	43% (3/7)	2/4		0/1	1/2							1				
20	Henkes, Ben		50% (2/4)		0/1	1/2		1/1		0/1	1					1		
22	Riedner, Jakob	LA	-% (0/0)															
24	Steinhagen, Ole Gunnar	RL	60% (3/5)		1/2	2/3				0/1	1			3				
55	Wildhack, Nik	RA	-% (0/0)															
73	Reichegger, Timo	LA	-% (0/0)															
91	Mader, Konstantin		50% (1/2)		1/2					1/2	2							
97	Zimmerl, David	RM	0% (0/1)		0/1					0/1	1							
0A	Folta, Bernhard																	
0B	Schaumann, Oliver																	
			60% (26 /43)	2/5	7/13	7/14	3/4	5/5	2/2	4/8	9	1	0	9	0	2	0	0

A breakthrough (BT) is an additional information for goals that have been achieved from the backcourt. The number of these goals will not be included in the sum of the goals of a player.

Goalkeepers		Shot (saves)							
No	Name	Total	7m	6m	9m	Wing	PV	Fast breaks	Breakthrough
1	Binder, Lucas	27% (3 /11)	0% (0 /2)	25% (1 /4)	0% (0 /2)	67% (2 /3)	-% (0 /0)	-% (0 /0)	0% (0 /1)
16	Hofstatter,Alexander	-% (0 /0)	-% (0 /0)	-% (0 /0)	-% (0 /0)	-% (0 /0)	-% (0 /0)	-% (0 /0)	-% (0 /0)
42	Ilov, Boris	24% (6 /25)	0% (0 /1)	33% (2 /6)	50% (4 /8)	0% (0 /7)	0% (0 /3)	-% (0 /0)	33% (1 /3)
		25% (9 /36)	0% (0 /3)	30% (3 /10)	40% (4 /10)	20% (2 /10)	0% (0 /3)	-% (0 /0)	25% (1 /4)

Team shots	Goals	Saved	Missed	Post	Blocked	Total	Efficiency
7m shots	2	3	0	0	0	2/5	40%
6m shots	7	3	1	2	0	7/13	54%
9m shots	7	6	1	0	0	7/14	50%
Wing shots	3	1	0	0	0	3/4	75%
Pivot	5	0	0	0	0	5/5	100%
Fast breaks	2	0	0	0	0	2/2	100%
Breakthrough	4	3	0	1	0	4/8	50%
		26	13	4	2	26/43	60%

## LEGEND

PV	Pivot shots
FB	All fast breaks
BT	Breakthrough
TF	Technical fault
ST	Steals
BS	Blocked shots
AS	Assist
YC	Yellow cards
2min	2 Minute suspension
RC	Red cards
BC	Blue cards

It is possible in individual cases, that differences between the sum of individual player statistics and team statistics occur. The reason is that due to the speed of a handball game at individual events our scouts can not assign the player data correctly.