



Date: 07/12/25
Time: 18:00
Match: Round: 12. Matchday, Match ID: 63889223, Season: 25/26
Venue: Sporthalle Margareten
Referees: ,

MATCH-REPORT

HLA Challenge

#GeballteLeidenschaft

ENDED



HC Fivers Wat Margareten II **31 : 29**

Perchtoldsdorf Devils



(15 : 12)



Top scorer: Ogris **5**

2min: **5**

Top scorer: Fritz **11**

2min: **1**

SCORING EFFICIENCY: **63%**

7M EFFICIENCY

Total shots: 49



Goals: 31



Saved: 11



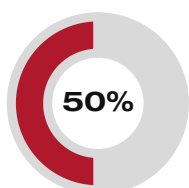
Missed: 5



Post: 5



Blocked: 2



2

4

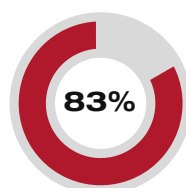
Goals scored 7m awarded

Unsuccessful:

35:52 | 50 DJENO (2) (SAVE)

43:59 | 50 DJENO (2) (SAVE)

7M EFFICIENCY



5

6

Goals scored 7m awarded

Unsuccessful:

52:07 | 14 FRITZ (SAVE)

SCORING EFFICIENCY: **55%**

Total shots: 53



Goals: 29



Saved: 14



Missed: 8



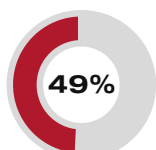
Post: 6



Blocked: 2



ATTACK SUCCESS



49%

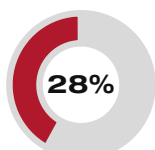
31

63

Goals scored

Attack*

GOALKEEPER EFFICIENCY



28%

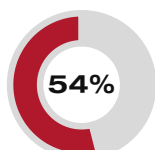
11

40

Saves

Shots on target

DEFENDING EFFICIENCY



54%

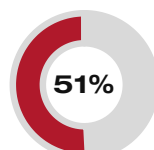
29

63

Goals conceded

Attack conceded*

DEFENDING EFFICIENCY



51%

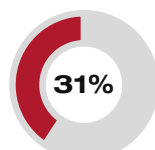
31

63

Goals conceded

Attack conceded*

GOALKEEPER EFFICIENCY



31%

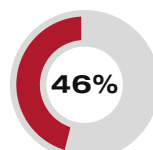
14

45

Saves

Shots on target

ATTACK SUCCESS



46%

29

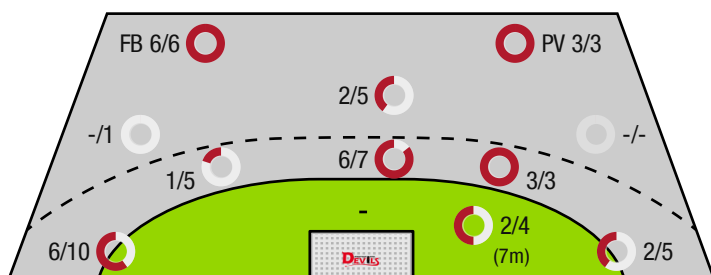
63

Goals scored

Attack*

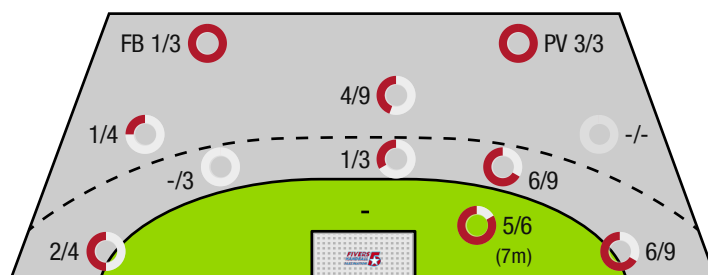
*Attack number is incremented on every change of ball possession.

HC FIVERS WAT MARGARETEN II - OFFENCE



FB - All fast breaks PV - Pivot shots

PERCHTOLDSORF DEVILS - OFFENCE



ENDED



HC Fivers Wat Margareten
II

31 : 29
(15 : 12)

Perchtoldsdorf Devils



Players			Shots (goals)								Others				Penalties			
No	Name	Pos.	Total	7m	6m	9m	Wing	PV	FB	BT*	TF	ST	BS	AS	YC	2min	RC	BC
51	Novakovic, Lazar	TW	-% (0/0)								1							
52	Hanoun, Nader	TW	-% (0/0)															
5	Mirjanic, Mateja	RA	67% (2/3)				2/3											
15	Jadzic, Nemanja	KM	100% (4/4)					3/3	1/1			1	1	2		1		
25	Radman, Josip		25% (1/4)		1/1	0/1	0/2				1							
35	Hirn,Antonio	KM	0% (0/1)		0/1													
45	Thurner, Michael		100% (1/1)	1/1														
50	Djeno, Ilija	RM	43% (3/7)	1/3	1/2	0/1			1/1	0/1	2			1		2		
53	Bavlnka, Leon	RM	0% (0/2)		0/1	0/1				0/1	2	1	1	3		1		
54	Kovacevic, Anes	LA	0% (0/2)		0/2					0/2		1		3		1		
55	Djeno, Marko	RR	100% (3/3)		3/3					2/2	2			3				
57	Mungin, Miles		67% (4/6)				4/6											
58	Ranftler, Felix		67% (4/6)				2/4		2/2		1							
65	Pantic, Leonardo		-% (0/0)								1							
85	Tikvic, Emanuel	RL	80% (4/5)		2/2	2/3					5			5				
95	Ogris, Daniele	RM	100% (5/5)		3/3				2/2	2/2		1		1				
0A	Muller, Lukas																	
0B	Zapletal, Sandra																	
0C	Mara, Peter																	
0D	Kolar, Markus																	
			63% (31 /49)	2/4	10/15	2/6	8/15	3/3	6/6	4/8	15	4	2	18	0	5	0	0

A breakthrough (BT) is an additional information for goals that have been achieved from the backcourt. The number of these goals will not be included in the sum of the goals of a player.

Goalkeepers		Shot (saves)							
No	Name	Total	7m	6m	9m	Wing	PV	Fast breaks	Breakthrough
51	Novakovic, Lazar	37% (13 /35)	0% (0 /3)	45% (5 /11)	50% (3 /6)	30% (3 /10)	0% (0 /3)	100% (2 /2)	33% (2 /6)
52	Hanoun, Nader	13% (1 /8)	33% (1 /3)	0% (0 /1)	0% (0 /2)	0% (0 /1)	-% (0 /0)	0% (0 /1)	0% (0 /1)
		33% (14 /43)	17% (1 /6)	42% (5 /12)	38% (3 /8)	27% (3 /11)	0% (0 /3)	67% (2 /3)	29% (2 /7)

Team shots	Goals	Saved	Missed	Post	Blocked	Total	Efficiency
7m shots	2	2	0	0	0	2/4	50%
6m shots	10	3	0	2	0	10/15	67%
9m shots	2	2	0	0	2	2/6	33%
Wing shots	8	4	0	3	0	8/15	53%
Pivot	3	0	0	0	0	3/3	100%
Fast breaks	6	0	0	0	0	6/6	100%
Breakthrough	4	2	0	2	0	4/8	50%
	31	11	5	5	2	31/49	63%

LEGEND

PV	Pivot shots
FB	All fast breaks
BT	Breakthrough
TF	Technical fault
ST	Steals
BS	Blocked shots
AS	Assist
YC	Yellow cards
2min	2 Minute suspension
RC	Red cards
BC	Blue cards

It is possible in individual cases, that differences between the sum of individual player statistics and team statistics occur. The reason is that due to the speed of a handball game at individual events our scouts can not assign the player data correctly.

ENDED



HC Fivers Wat Margareten II

31 : 29

Perchtoldsdorf Devils



(15 : 12)

Players			Shots (goals)								Others				Penalties			
No	Name	Pos.	Total	7m	6m	9m	Wing	PV	FB	BT*	TF	ST	BS	AS	YC	2min	RC	BC
1	Binder, Lucas	TW	-% (0/0)											1				
16	Ilov, Boris	TW	-% (0/0)															
85	Stockinger, Markus	TW	-% (0/0)															
3	Heiglauer, Felix	RR	55% (6/11)		5/8	1/2			0/1	4/5	1	2		5				
5	Bavlnka, Luis	LA	50% (3/6)				2/4		1/2		2	1						
8	Diry, Tim	KM	100% (3/3)					3/3			3	1	1					
10	Mclachlan, James		20% (1/5)		0/2	1/3					2	1		3				
12	Haunold, Thomas		-% (0/0)															
14	Fritz, Florian	LA	73% (11/15)	5/6			6/9											
19	Steinhagen, Ole Gunnar	RL	100% (1/1)		1/1					1/1	5							
20	Henkes, Ben		36% (4/11)		1/3	3/8							1	1				
55	Wildhack, Nik	RA	-% (0/0)															
60	Skalnik, C		-% (0/0)													1		
73	Reichegger, Timo	LA	-% (0/0)															
91	Mader, Konstantin		-% (0/0)								1							
97	D, Zimmerl		0% (0/1)		0/1					0/1	1							
0A	Folta, Bernhard																	
0B	Schaumann, Oliver																	
			55% (29/53)	5/6	7/15	5/13	8/13	3/3	1/3	5/7	15	5	2	10	0	1	0	0

A breakthrough (BT) is an additional information for goals that have been achieved from the backcourt. The number of these goals will not be included in the sum of the goals of a player.

Goalkeepers			Shot (saves)						
No	Name	Total	7m	6m	9m	Wing	PV	Fast breaks	Breakthrough
1	Binder, Lucas	33% (6/18)	50% (1/2)	20% (1/5)	100% (1/1)	43% (3/7)	0% (0/1)	0% (0/2)	0% (0/2)
16	Ilov, Boris	22% (5/23)	50% (1/2)	25% (2/8)	33% (1/3)	20% (1/5)	0% (0/1)	0% (0/4)	50% (2/4)
85	Stockinger, Markus	-% (0/0)	-% (0/0)	-% (0/0)	-% (0/0)	-% (0/0)	-% (0/0)	-% (0/0)	-% (0/0)
		27% (11/41)	50% (2/4)	23% (3/13)	50% (2/4)	33% (4/12)	0% (0/2)	0% (0/6)	33% (2/6)

Team shots	Goals	Saved	Missed	Post	Blocked	Total	Efficiency
7m shots	5	1	0	0	0	5/6	83%
6m shots	7	5	1	2	0	7/15	47%
9m shots	5	3	0	3	2	5/13	38%
Wing shots	8	3	0	1	0	8/13	62%
Pivot	3	0	0	0	0	3/3	100%
Fast breaks	1	2	0	0	0	1/3	33%
Breakthrough	5	2	0	0	0	5/7	71%
	29	14	8	6	2	29/53	55%

LEGEND

PV	Pivot shots
FB	All fast breaks
BT	Breakthrough
TF	Technical fault
ST	Steals
BS	Blocked shots
AS	Assist
YC	Yellow cards
2min	2 Minute suspension
RC	Red cards
BC	Blue cards

It is possible in individual cases, that differences between the sum of individual player statistics and team statistics occur. The reason is that due to the speed of a handball game at individual events our scouts can not assign the player data correctly.