



Date: 24/01/26
Time: 19:00
Match: Round: 15. Matchday, Match ID: 64613456, Season: 25/26
Venue: Hans-Lackner-Halle
Referees: ,

MATCH-REPORT

HLA Challenge

#GeballteLeidenschaft



Wat Atzgersdorf

ENDED

33 : 26 HC Fivers Wat Margareten II

(15 : 10)



Top scorer: Maraspin **12**

2min: **3**

Top scorer: Pieber, Tikvic **5**

2min: **4**

SCORING EFFICIENCY: **73%**

7M EFFICIENCY

Total shots: 45



Goals: 33



Saved: 7



Missed: 3



Post: 1

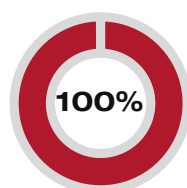


Blocked: 2



Goals scored **8** 7m awarded **8**
Unsuccessful:

7M EFFICIENCY



Goals scored **1** 7m awarded **1**
Unsuccessful:

SCORING EFFICIENCY: **54%**

Total shots: 48



Goals: 26



Saved: 19



Missed: 3



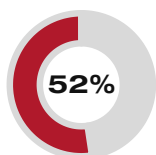
Post: 2



Blocked: 0

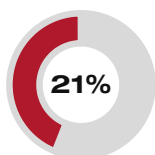


ATTACK SUCCESS



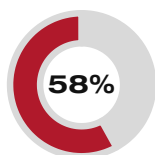
Goals scored **33** Attack* **63**

GOALKEEPER EFFICIENCY



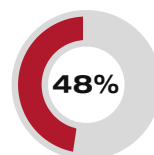
Saves **7** Shots on target **33**

DEFENDING EFFICIENCY



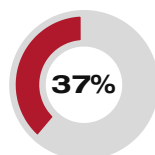
Goals conceded **26** Attack conceded* **62**

DEFENDING EFFICIENCY



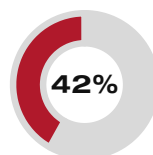
Goals conceded **33** Attack conceded* **63**

GOALKEEPER EFFICIENCY



Saves **19** Shots on target **52**

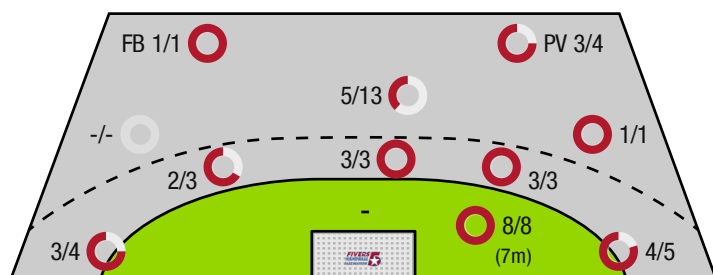
ATTACK SUCCESS



Goals scored **26** Attack* **62**

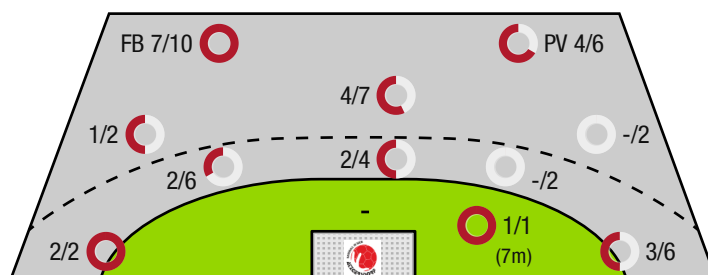
*Attack number is incremented on every change of ball possession.

WAT ATZGERSDORF - OFFENCE



FB - All fast breaks PV - Pivot shots

HC FIVERS WAT MARGARETEN II - OFFENCE





Wat Atzgersdorf

ENDED

33 : 26 HC Fivers Wat Margareten II

(15 : 10)



Players			Shots (goals)								Others				Penalties			
No	Name	Pos.	Total	7m	6m	9m	Wing	PV	FB	BT*	TF	ST	BS	AS	YC	2min	RC	BC
32	Muller, Sven	TW	-% (0/0)								1							
54	Hoblaj, Leon	TW	-% (0/0)															
97	Lenk, Konstantin	TW	-% (0/0)															
2	Schmidt, Sebastian	KM	-% (0/0)															
5	Pieber, Bastian	RM	75% (3/4)		2/2	1/2				2/2	3			2				
11	Vuckovic, Igor	RL	100% (1/1)					1/1										
15	Mischi, Valentin	RL	75% (3/4)		2/2	1/2				3/3	4			4				
18	Keresztes, Peter	RM	50% (3/6)			3/6					2			2	1	2		
19	Rabenseifer, Philipp	KM	100% (1/1)					1/1			1					1		
21	Berger, Benedikt	RL	-% (0/0)											3				
40	Breitegger, Felix	RL	-% (0/0)															
42	Jankovic, Vuc	KM	-% (0/0)															
50	Maraspin, Luca	RA	92% (12/13)	8/8			4/5											
65	Paver, Matthias	LA	-% (0/0)															
77	Galijasevic, Emir	LA	75% (3/4)				3/4				1							
94	Bajgoric, Alen	RR	58% (7/12)		4/5	1/4		1/2	1/1	4/5	2	2		3				
0A	Czech, Andreas																	
0B	Schopp, Benedikt																	
			73% (33/45)	8/8	8/9	6/14	7/9	3/4	1/1	9/10	15	2	0	14	1	3	0	0

A breakthrough (BT) is an additional information for goals that have been achieved from the backcourt. The number of these goals will not be included in the sum of the goals of a player.

Goalkeepers			Shot (saves)						
No	Name	Total	7m	6m	9m	Wing	PV	Fast breaks	Breakthrough
32	Muller, Sven	42% (19/45)	0% (0/1)	67% (8/12)	44% (4/9)	38% (3/8)	20% (1/5)	30% (3/10)	86% (6/7)
54	Hoblaj, Leon	-% (0/0)	-% (0/0)	-% (0/0)	-% (0/0)	-% (0/0)	-% (0/0)	-% (0/0)	-% (0/0)
97	Lenk, Konstantin	-% (0/0)	-% (0/0)	-% (0/0)	-% (0/0)	-% (0/0)	-% (0/0)	-% (0/0)	-% (0/0)
		42% (19/45)	0% (0/1)	67% (8/12)	44% (4/9)	38% (3/8)	20% (1/5)	30% (3/10)	86% (6/7)

Team shots	Goals	Saved	Missed	Post	Blocked	Total	Efficiency
7m shots	8	0	0	0	0	8/8	100%
6m shots	8	1	0	0	0	8/9	89%
9m shots	6	3	2	1	2	6/14	43%
Wing shots	7	2	0	0	0	7/9	78%
Pivot	3	1	0	0	0	3/4	75%
Fast breaks	1	0	0	0	0	1/1	100%
Breakthrough	9	1	0	0	0	9/10	90%
	33	7	3	1	2	33/45	73%

LEGEND

PV	Pivot shots
FB	All fast breaks
BT	Breakthrough
TF	Technical fault
ST	Steals
BS	Blocked shots
AS	Assist
YC	Yellow cards
2min	2 Minute suspension
RC	Red cards
BC	Blue cards

It is possible in individual cases, that differences between the sum of individual player statistics and team statistics occur. The reason is that due to the speed of a handball game at individual events our scouts can not assign the player data correctly.



Wat Atzgersdorf

ENDED

33 : 26 HC Fivers Wat Margareten
(15 : 10)



Players			Shots (goals)								Others				Penalties			
No	Name	Pos.	Total	7m	6m	9m	Wing	PV	FB	BT*	TF	ST	BS	AS	YC	2min	RC	BC
51	Novakovic, Lazar	TW	-% (0/0)											2				
52	Hanoun, Nader	TW	-% (0/0)															
5	Mirjanic, Mateja	RA	0% (0/2)				0/1		0/1					1		1		
15	Jadzic, Nemanja	KM	80% (4/5)					4/5			1			1		1		
25	Radman, Josip		50% (1/2)		0/1		1/1			0/1				2				
35	Hirn, Antonio	KM	-% (0/0)								2							
45	Hahnl, Christian	KM	-% (0/0)															
50	Djeno, Ilija	RM	67% (2/3)	1/1		1/2					1	1		1				
53	Bavlnka, Leon	RM	33% (1/3)		0/2				1/1	0/1	1		1	2		1		
54	Kovacevic, Anes	LA	0% (0/2)		0/2					0/1	3			1				
55	Djeno, Marko	RR	50% (1/2)		1/2					1/2	3			1				
57	Wieder, Julian	RA	60% (3/5)				2/4		1/1		1	2						
59	Nemeth, Xaver		67% (2/3)					0/1	2/2		1			1				
75	Pieber, Tobias	LA	83% (5/6)		1/2		2/2		2/2	0/1	1	1						
85	Tikvic, Emanuel	RL	50% (5/10)		0/1	4/6			1/3	0/1	1		1	1		1		
95	Ogris, Daniele	RM	40% (2/5)		2/2	0/3												
0A	Muller, Lukas																	
0B	Zapletal, Sandra																	
0C	Kolar, Markus																	
0D	Stummer, Henry																	
			54% (26 / 48)	1/1	4/12	5/11	5/8	4/6	7/10	1/7	15	4	2	13	0	4	0	0

A breakthrough (BT) is an additional information for goals that have been achieved from the backcourt. The number of these goals will not be included in the sum of the goals of a player.

Goalkeepers		Shot (saves)							
No	Name	Total	7m	6m	9m	Wing	PV	Fast breaks	Breakthrough
51	Novakovic, Lazar	17% (6 / 35)	0% (0 / 7)	11% (1 / 9)	33% (3 / 9)	20% (1 / 5)	25% (1 / 4)	0% (0 / 1)	10% (1 / 10)
52	Hanoun, Nader	20% (1 / 5)	0% (0 / 1)	-% (0 / 0)	-% (0 / 0)	25% (1 / 4)	-% (0 / 0)	-% (0 / 0)	-% (0 / 0)
		18% (7 / 40)	0% (0 / 8)	11% (1 / 9)	33% (3 / 9)	22% (2 / 9)	25% (1 / 4)	0% (0 / 1)	10% (1 / 10)

Team shots	Goals	Saved	Missed	Post	Blocked	Total	Efficiency
7m shots	1	0	0	0	0	1/1	100%
6m shots	4	8	0	0	0	4/12	33%
9m shots	5	4	0	2	0	5/11	45%
Wing shots	5	3	0	0	0	5/8	63%
Pivot	4	1	0	0	0	4/6	67%
Fast breaks	7	3	0	0	0	7/10	70%
Breakthrough	1	6	0	0	0	1/7	14%
	26	19	3	2	0	26/48	54%

LEGEND

PV	Pivot shots
FB	All fast breaks
BT	Breakthrough
TF	Technical fault
ST	Steals
BS	Blocked shots
AS	Assist
YC	Yellow cards
2min	2 Minute suspension
RC	Red cards
BC	Blue cards

It is possible in individual cases, that differences between the sum of individual player statistics and team statistics occur. The reason is that due to the speed of a handball game at individual events our scouts can not assign the player data correctly.